

# PERMACON

L a n d s c a p e   P r o d u c t s



2 0 2 5



*Ultimate* comfort: Create unforgettable memories with family and friends in a serene outdoor seating area, where the beauty of nature and cozy relaxation come together perfectly.







**Mondrian Plus 60 Small Rectangle Paver** Rockland Black - P 48  
**Mega Melville Plus Step** Range Scandina Grey - P 89

## 32 Alternative Landscaping

34	Artex Panel System	35	Orion Firepit
----	--------------------	----	---------------

## 36 Slabs

40	Cassara Large Rectangle	44	Melville 60 Small Rectangle
41	City	44	Melville 60 DuraFusion 
42	Esbelto	47	Metrik
42	Esbelto DuraFusion 	48	Mondrian Plus 60
46	Mega Melville	48	Mondrian Plus 60 Small Rectangle
38	Melia DuraFusion  <i>New</i>	49	Rosebel
38	Melia 18 x 36 DuraFusion  <i>New</i>	50	Vertex
43	Melville 24 x 24	51	Wilfrid
44	Melville 60		

## 52 Pavers

54	Brooklyn TrueColor 	62	Melville Plank
55	Capio	63	Mondrian Plus 80
56	Cassara Large Rectangle	63	Mondrian Plus 80 Small Rectangle
57	Cassara Verde	64	Paleo Plus
58	Esbelto DuraFusion 	64	Trafalgar 60
59	Mega Melville	65	Vendome 60
38	Melia 6 x 6 DuraFusion  <i>New</i>	65	Vendome 80
60	Melville 80	66	Virage
60	Melville 80 Small Rectangle	67	Zen
60	Melville 80 DuraFusion 		

## 68 Walls

70	Celtik	74	Orion
71	Grande and Grande Smooth <i>New</i>	75	Urbano
72	Lafitt Tandem	76	Vario
73	Melville Tandem		

## 78 Capping - Steps - Mega Steps

### Capping

80	Lafitt Plus
82	Laguna
83	Leno Bullnose
83	Leno Lafitt
83	Leno Straight
82	Marina
84	Melville Plus 60 and 90

### 90 Curbs

92	Celtik	93	Melville
92	Lafitt	93	Novo

### Steps

81	Lafitt Plus
85	Melville Plus 60 and 90

### Mega Steps

88	Mega Lafitt Plus
89	Mega Melville Plus

### 94 Mirage

95	Noon
95	Quarziti 2.0

## Miscellaneous

96	Polymeric Sand
97	Tools available at <a href="http://permacon.ca">permacon.ca</a>
98	Warranty



# Decades of *expertise and innovation*

## A Big Family

Oldcastle APG has over 8,500 family members throughout our network of facilities across North America. With over 200 locations, we take pride in being the largest producer of architectural building products on the continent. As industry leaders, we drive the trends and set the standards for quality and innovation.

## Locally Made

With nine plants across Quebec and Ontario, Permacon specializes in manufacturing high-quality concrete products crafted to meet the evolving needs of today and tomorrow.

## Continuous Innovation

Permacon continually refines its processes to deliver products that embody the latest in innovation and excellence.



### Legend



**Pedestrian**  
Designed to withstand pedestrian traffic



**Vehicular**  
Designed to withstand vehicular traffic



**Permeable**  
Designed to allow runoff water to pass through



**Prestige**



**New**



**Ecological**



**DURAFUSION**




**TRUECOLOR**



# Combining aesthetics *and environment*

Experience the perfect blend of nature and design with our permeable pavers.  
Craft elegant, sustainable spaces with ease.



**ECOLOGICAL**  
Eco-friendly products  
for sustainable design.



**LOCAL PRODUCTION**  
Commitment to the  
community and the  
local economy.



**ZERO EXCESS**  
Zero excess approach  
to reduce our impact  
on the environment.



**PERMEABLE**  
Permeable pavers  
to protect our water  
resources.



# Melia

A textured collection that  
*transports you*





*Inspired* by the gentle waves of water and sand, Melia's finely embossed texture captures the essence of nature's purity.

Walking on these pavers and slabs evokes the serene feeling of strolling along a sunlit beach - creating endless moments of relaxation and harmony.



## DuraFusion Colours

Oasis | Marbella | Hickory




Redefine your space with the elegance and tranquillity of Melia, where refinement meets nature's simplicity.



# Our *New* Products

## Melia DuraFusion Slab

Transform your outdoor space with the Melia DuraFusion Slab, inspired by the natural elegance of fine sandy beaches. Its modular format is designed to create a welcoming and harmonious landscape. P 38



## Melia 18 x 36 DuraFusion Slab

Unlock limitless design potential with the Melia 18 x 36 DuraFusion Slab. Its single-size, large format offers flexibility for creating bold and innovative layouts. P 38

## Melia 6 x 6 DuraFusion Paver

Add a touch of texture to your landscaping with the Melia 6 x 6 DuraFusion Paver. This small square paver perfectly complements the Melia collection, offering a stylish accent to any design. P 38



# Textures and finishes *for all styles*

Create your dream outdoor space with our landscaping products, available in a wide range of textures, finishes and colours.



Explore our various collections, including smooth and textured options.



Create your style  
*relaxation  
guaranteed*




Melville Tandem Wall Range Scandina Grey - P 73

*Mega Melville* slabs provide a sleek, seamless appearance, while the Melville Tandem wall beautifully defines your space, creating the perfect areas for warm, memorable conversations.







Mega Melville Slab Range Scandina Grey - P 46





**Mega Melville Slab** Range Amber Beige - P 46  
**Vendôme Paver** Range Margaux Beige - P 65





# Pure *elegance*



Wilfrid Slab Range Scandina Grey - P 51





Wilfrid Slab Range Scandina Grey - P 51

*Wilfrid* slabs bring a modern and refined elegance to any warm, inviting atmosphere with their clean, straight lines, perfectly suited for spaces around the fireplace or by the pool.

# Cultivating *meaningful spaces*



**Mega Melville Slab** Range Amber Beige - P 46  
**Melville Tandem Wall** Range Amber Beige - P 73

*Achieve* the perfect harmony of modern sophistication and timeless authenticity with the Mega Melville slab, which beautifully complements the rich texture of the Lexa Cameo stone. Create a serene and inviting space, ideal for sharing meaningful moments.






Mega Melville Slab Range Amber Beige - P 46



An oasis of tranquility  
*by the water*







Melville 60 Slab Range Scandina Grey - P 44





# Landscape-inspired *design*



Mega Melville Paver Range Scandina Grey - P 59  
Melville 80 Small Rectangle Paver Rockland Black - P 60








Melville 60 Slab Range Scandina Grey - P 44





Melville Tandem Wall Range Scandina Grey - P 73  
Mega Melville Plus Step Range Scandina Grey - P 89





*Seamless* integration: The Rosebel slab pathway, thoughtfully paired with complementary materials, seamlessly integrates into its surroundings. Create the perfect backdrop for all of life's moments - from lively gatherings to quiet, cozy evenings, in a space designed for harmony and comfort.






Melville 24 x 24 Slab Range Amber Beige - P 43






*Spaciousness:* Mega Melville slabs create a visual effect that expands your outdoor space into an elegant, open setting.



Mega Melville Slab Range Amber Beige - P 46





Mega Melville Slab Range Amber Beige - P 46





Mega Melville Slab Range Amber Beige - P 46





**Mega Melville Paver** Range Newport Grey - P 59  
**Melville 80 Paver** Rockland Black - P 60









Melville 80 DuraFusion Paver Silverstone - P 60  
Vendome Paver Rockland Black - P 65














# Alternative Landscaping

34 Artex Panel System

35 Orion Firepit





# Artex Panel System



Range Amber Beige



Range Scandina Grey



Range Shaded Grey



Rockland Black



**18 x 36 Panel**  
76 x 457 x 914 mm  
3 x 18 x 36 in.



**6 x 36 Capping**  
76 x 152 x 914 mm  
3 x 6 x 36 in.

The 18 x 36 panel is not available in Rockland Black.



## Resources and Inspiration


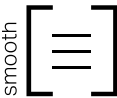
Download our Artex Idea Guide for a wealth of ideas.



Range Scandina Grey



# Orion Firepit



Range **Amber Beige**



Range **Scandina Grey**



540 x 1016 x 1016 mm  
21 3/16 x 40 x 40 in.



Range **Scandina Grey**










## Slabs

- 40 Cassara Large Rectangle
- 41 City
- 42 Esbelto
- 42 Esbelto DuraFusion 
- 46 Mega Melville
- 38 Melia DuraFusion  *New*
- 38 Melia 18 x 36 DuraFusion  *New*
- 43 Melville 24 x 24
- 44 Melville 60
- 44 Melville 60 Small Rectangle
- 44 Melville 60 DuraFusion 
- 47 Metrik
- 48 Mondrian Plus 60
- 48 Mondrian Plus 60 Small Rectangle
- 49 Rosebel
- 50 Vertex
- 51 Wilfrid




# Melia DuraFusion Slab *New*



Oasis





**Unit A**  
60 x 226 x 457 mm  
2 3/8 x 9 x 18 in.



**Unit B**  
60 x 457 x 457 mm  
2 3/8 x 18 x 18 in.



**Unit C**  
60 x 457 x 686 mm  
2 3/8 x 18 x 27 in.




**18 x 36**  
60 x 457 x 914 mm  
2 3/8 x 18 x 36 in.

Melia DuraFusion Slab and Melia 18 x 36 DuraFusion Slab are available in Oasis and Marbella.




**6 x 6 (sold separately)**  
60 x 152 x 152 mm  
2 3/8 x 6 x 6 in.

Melia 6 x 6 DuraFusion Paver is available in Oasis, Marbella and Hickory.






For more  
information  
on the Melia  
collection






# Cassara Large Rectangle Slab




60 x 300 x 700 mm  
2 3/8 x 11 13/16 x 27 9/16 in.







# City Slab





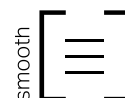


60 x 500 x 750 mm  
2 3/8 x 19 11/16 x 29 1/2 in.





# Esbelto Slab






60 x 305 x 610 mm  
2 3/8 x 12 x 24 in.




Range Scandina Grey



# Melville 24 x 24 Slab



60 x 610 x 610 mm  
2 3/8 x 24 x 24 in.



Range Amber Beige











# Melville 60 Slab




Range Shaded Grey and Rockland Black






**Unit A**  
60 x 190 x 380 mm  
2 3/8 x 7 1/2 x 15 in.



**Unit B**  
60 x 380 x 380 mm  
2 3/8 x 15 x 15 in.



**Unit C**  
60 x 380 x 570 mm  
2 3/8 x 15 x 22 7/16 in.




**Small Rectangle** (sold separately)  
60 x 190 x 380 mm  
2 3/8 x 7 1/2 x 15 in.

Melville 60 Small Rectangle Paver is only available in Rockland Black, range Amber Beige, range Scandina Grey and range Shaded Grey.







# Mega Melville Slab




Range Amber Beige




Range Margaux Beige




Range Scandina Grey



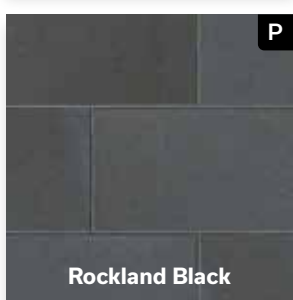
Range Shaded Grey



Range Chambord Grey




Range Newport Grey



Rockland Black



60 x 570 x 950 mm  
2 3/8 x 22 7/16 x 37 3/8 in.



Range Amber Beige



# Metrik Slab



60 x 70 x 280 mm  
2 3/8 x 2 3/4 x 11 in.




Range Scandina Grey






# Mondrian Plus 60 Slab



Range Margaux Beige



Range Amboise Beige



Range Scandina Grey



Range Norvick Grey




Range Newport Grey



Rockland Black



**Unit A**  
60 x 165 x 330 mm  
2 3/8 x 6 1/2 x 13 in.



**Unit B**  
60 x 330 x 330 mm  
2 3/8 x 13 x 13 in.



**Unit C**  
60 x 330 x 495 mm  
2 3/8 x 13 x 19 1/2 in.



**Small Rectangle** (sold separately)  
60 x 165 x 330 mm  
2 3/8 x 6 1/2 x 13 in.

Rockland Black is only available in Mondrian Plus 60 Small Rectangle Paver.







# Rosebel Slab



P

Range Amboise Beige



P


Range Margaux Beige




Range Newport Grey



Range Norvick Grey



**Unit A**  
60 x 389 x 560 mm  
2 3/8 x 15 5/16 x 22 in.






**Unit B**  
60 x 389 x 756 mm  
2 3/8 x 15 5/16 x 29 3/4 in.




Range Margaux Beige




# Vertex Slab



**Unit A**  
60 x 200 and 302 x 610 mm  
2 3/8 x 7 7/8 and 11 7/8 x 24 in.





**Unit B**  
60 x 200 and 302 x 610 mm  
2 3/8 x 7 7/8 and 11 7/8 x 24 in.



Range Amber Beige




# Wilfrid Slab




Range Amber Beige




Range Scandina Grey



Range Newport Grey




**Unit A**  
60 x 570 x 380 mm  
2 3/8 x 22 7/16 x 15 in.



**Unit B**  
60 x 570 x 570 mm  
2 3/8 x 22 7/16 x 22 7/16 in.



**Unit C**  
60 x 570 x 950 mm  
2 3/8 x 22 7/16 x 37 3/8 in.




Range Scandina Grey








# Pavers

54 Brooklyn TrueColor 


55 Capio

56 Cassara Large Rectangle

57 Cassara Verde


58 Esbelto DuraFusion 

59 Mega Melville

38 Melia 6 x 6 DuraFusion  *New*

60 Melville 80

60 Melville 80 Small Rectangle

60 Melville 80 DuraFusion 

62 Melville Plank

63 Mondrian Plus 80

63 Mondrian Plus 80 Small Rectangle

64 Paleo Plus

64 Trafalgar 60

65 Vendome 60


65 Vendome 80

66 Virage


67 Zen



# Brooklyn TrueColor Paver

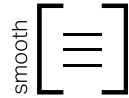


60 x 230 x 76 mm  
2 3/8 x 9 x 3 in.






Rosewood and Midnight





# Capio Paver



**Unit A**  
60 x 152 x 102 mm  
2 3/8 x 6 x 4 in.

**Unit B**  
60 x 152 x 152 mm  
2 3/8 x 6 x 6 in.

**Unit C**  
60 x 152 x 203 mm  
2 3/8 x 6 x 8 in.



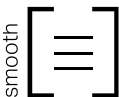
**Unit D**  
60 x 152 x 254 mm  
2 3/8 x 6 x 10 in.

**Unit E**  
60 x 152 x 305 mm  
2 3/8 x 6 x 12 in.





# Cassara Large Rectangle Paver



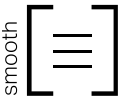
100 x 300 x 700 mm  
4 x 11 13/16 x 27 9/16 in.



Range Shaded Grey




# Cassara Verde Paver



Range **Shaded Grey**





80 x 300 x 450 mm  
3 1/8 x 11 13/16 x 17 3/4 in.




Range **Shaded Grey**



# Esbelto DuraFusion Paver






80 x 305 x 610 mm  
3 1/8 x 12 x 24 in.





# Mega Melville Paver



80 x 570 x 950 mm  
3 1/8 x 22 7/16 x 37 3/8 in.



Range Scandina Grey and Rockland Black









# Melville 80 Paver




Range Shaded Grey and Rockland Black






**Unit A**  
80 x 190 x 380 mm  
3 1/8 x 7 1/2 x 15 in.



**Unit B**  
80 x 380 x 380 mm  
3 1/8 x 15 x 15 in.



**Unit C**  
80 x 380 x 570 mm  
3 1/8 x 15 x 22 7/16 in.

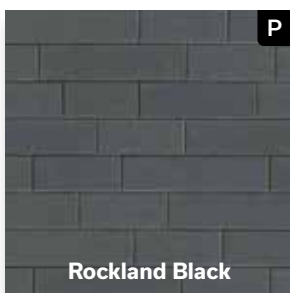



**Small Rectangle** (sold separately)  
80 x 190 x 380 mm  
3 1/8 x 7 1/2 x 15 in.

Melville 80 Small Rectangle Paver is only available in range Amber Beige, range Scandina Grey, range Shaded Grey and Rockland Black.




# Melville Plank Paver



**SLIM - A, B and C Units**  
80 x 127 x 300 - 400 - 500 mm  
3 1/8 x 5 x 11 13/16 - 15 3/4 - 19 11/16 in.



**LARGE - A, B and C Units**  
80 x 190 x 300 - 400 - 500 mm  
3 1/8 x 7 1/2 x 11 13/16 - 15 3/4 - 19 11/16 in.






Range Scandina Grey





# Mondrian Plus 80 Paver



**Unit A**  
80 x 165 x 330 mm  
3 1/8 x 6 1/2 x 13 in.



**Unit B**  
80 x 330 x 330 mm  
3 1/8 x 13 x 13 in.



**Unit C**  
80 x 330 x 495 mm  
3 1/8 x 13 x 19 1/2 in.



**Small Rectangle** (sold separately)  
80 x 165 x 330 mm  
3 1/8 x 6 1/2 x 13 in.


Rockland Black is only available in Mondrian Plus 80 Small Rectangle Paver.



Range Margaux Beige




# Paleo Plus Paver



Range Bourbon Beige



Range Bourbon Beige



Range Norvick Grey



**A and B units**

**A :** 60 x 150 x 130 mm  
2 3/8 x 5 7/8 x 5 1/8 in.

**B :** 60 x 150 x 150 mm  
2 3/8 x 5 7/8 x 5 7/8 in.



**C and D units**

**C :** 60 x 150 x 170 mm  
2 3/8 x 5 7/8 x 6 11/16 in.

**D :** 60 x 150 x 180 mm  
2 3/8 x 5 7/8 x 7 3/8 in.

# Trafalgar 60 Paver



Range Newport Grey



Range Margaux Beige



Range Newport Grey




Range Norvick Grey



**Unit A**

60 x 100 x 200 mm  
2 3/8 x 3 15/16 x 7 7/8 in.



**Unit B**

60 x 200 x 200 mm  
2 3/8 x 7 7/8 x 7 7/8 in.



**Unit C**

60 x 200 x 300 mm  
2 3/8 x 7 7/8 x 11 13/16 in.



# Vendome 60 and 80 Paver



**Unit A - 60 mm**  
60 x 130 x 197 mm  
2 3/8 x 5 1/8 x 7 3/4 in.



**Unit B - 60 mm**  
60 x 130 x 262 mm  
2 3/8 x 5 1/8 x 10 5/16 in.



**Unit C - 60 mm**  
60 x 130 x 327 mm  
2 3/8 x 5 1/8 x 12 7/8 in.



**Unit A - 80 mm**  
80 x 130 x 197 mm  
3 1/8 x 5 1/8 x 7 3/4 in.



**Unit B - 80 mm**  
80 x 130 x 262 mm  
3 1/8 x 5 1/8 x 10 5/16 in.



**Unit C - 80 mm**  
80 x 130 x 327 mm  
3 1/8 x 5 1/8 x 12 7/8 in.


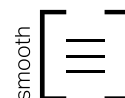
Vendome 60 Paver  
is not vehicular.



Rockland Black



# Virage Paver




80 x 300 x 300 mm  
3 1/8 x 11 7/8 x 11 7/8 in.

Flower Pattern






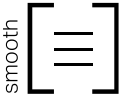
For more laying patterns, see our Installation Guide




Range Scandina Grey



# Zen Paver



80 x 190 x 380 mm  
3 1/8 x 7 1/2 x 15 in.

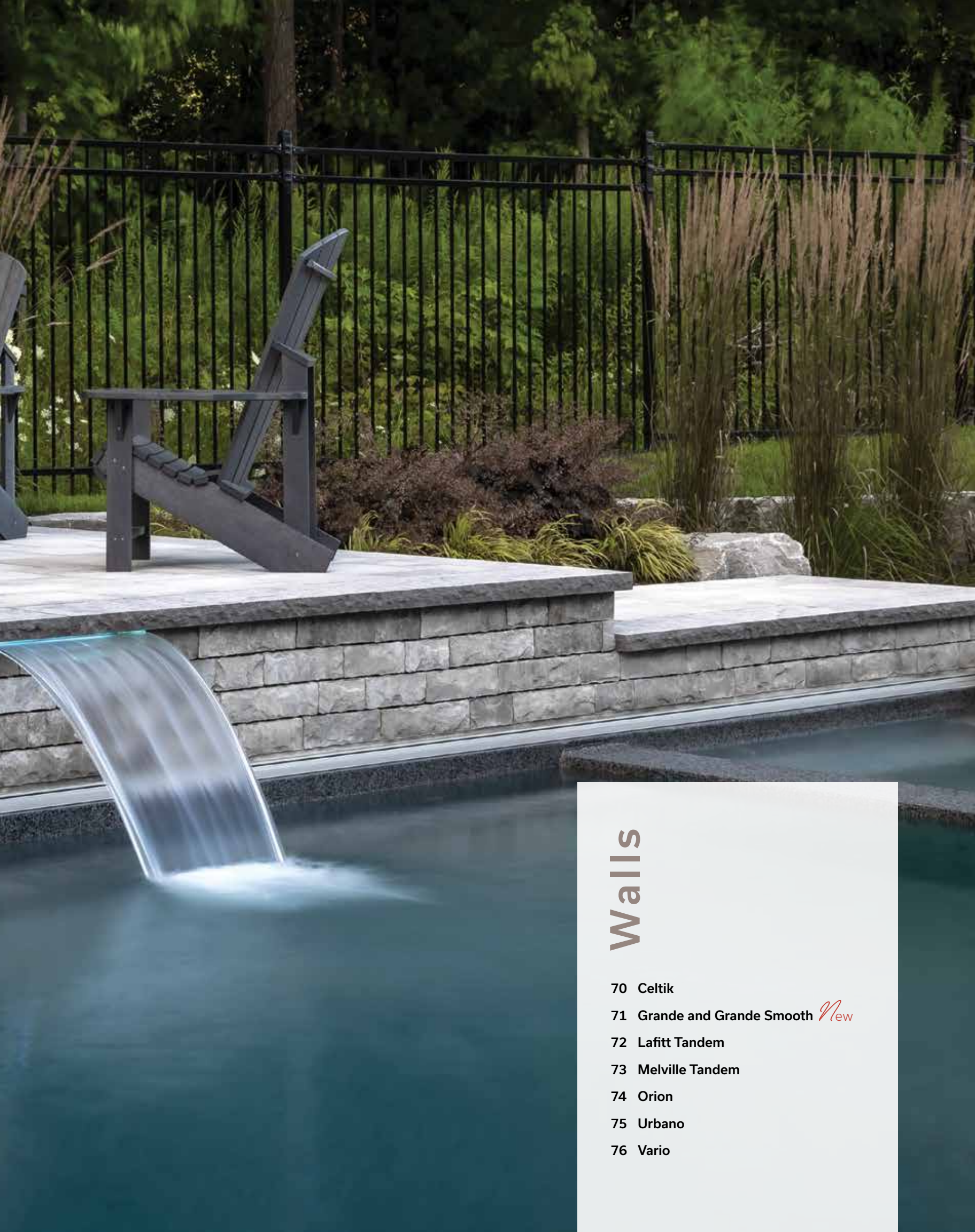


Range **Scandina Grey**










# Walls

- 70 Celtik
- 71 Grande and Grande Smooth *New*
- 72 Lafitt Tandem
- 73 Melville Tandem
- 74 Orion
- 75 Urbano
- 76 Vario





# Celtik Wall



**Units**  
90 x 225 x 175 - 265 - 345 - 435 mm  
3 9/16 x 8 7/8 x 6 7/8 - 10 7/16 - 13 9/16 - 17 1/8 in.



**Capping**  
90 x 305 x 400 mm  
3 9/16 x 12 x 15 3/4 in.



**Step**  
90 x 385 x 400 mm  
3 9/16 x 15 x 15 3/4 in.





# Grande Wall



Grey



Grey



**375 Standard**  
200 x 375 x 1000 mm  
7 7/8 x 14 3/4 x 39 3/8 in.




**750 Standard**  
200 x 750 x 1000 mm  
7 7/8 x 29 1/2 x 39 3/8 in.



**1125 Standard**  
200 x 1125 x 1000 mm  
7 7/8 x 44 5/16 x 39 3/8 in.

# Grande Smooth Wall *New*



Grey



**438 Capping**  
200 x 438 x 1000 mm  
7 7/8 x 17 1/4 x 39 3/8 in.



**Corner Unit**  
200 x 500 x 1000 mm  
7 7/8 x 19 11/16 x 39 3/8 in.



**175 Step**  
175 x 438 x 1000 mm  
6 7/8 x 17 1/4 x 39 3/8 in.



Grey



# Lafitt Tandem Wall



Range Margaux Beige



Range Scandina Grey




Range Newport Grey



**90 - A, B, C and D Units**  
 90 x 67 x 201 - 268 - 335 - 402 mm  
 3 9/16 x 2 5/8 x 7 7/8 - 10 1/2 - 13 3/16 - 15 13/16 in.



**180 - E, F and G Units**  
 180 x 67 x 335 - 402 - 469 mm  
 7 x 2 5/8 x 13 3/16 - 15 13/16 - 18 1/2 in.




Range  
 Newport Grey




# Melville Tandem Wall




Range **Amber Beige**



Range **Scandina Grey**



Range **Shaded Grey**



Range **Newport Grey**



**Rockland Black**



## 90 - A, B, C and D Units

90 x 67 x 201 - 268 - 335 - 402 mm


3 9/16 x 2 5/8 x 7 7/8 - 10 1/2 - 13 3/16 - 15 13/16 in.



## 180 - E, F and G Units

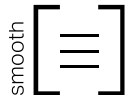
180 x 67 x 335 - 402 - 469 mm

7 x 2 5/8 x 13 3/16 - 15 13/16 - 18 1/2 in.



Range  
**Shaded Grey**






# Orion Wall

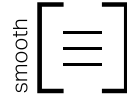


180 x 203 x 813 mm  
7 x 8 x 32 in.



Range  
Amber Beige





# Urbano Wall



Range **Amber Beige**




Range **Scandina Grey**




Range **Shaded Grey**



**Unit A**  
120 x 201 x 335 mm  
4 3/4 x 7 15/16 x 13 3/16 in.



**Unit B**  
120 x 201 x 402 mm  
4 3/4 x 7 15/16 x 15 3/16 in.



**Unit C**  
120 x 201 x 469 mm  
4 3/4 x 7 15/16 x 18 1/2 in.



Range  
Scandina Grey



# Vario Wall




Range **Amber Beige**



Range **Scandina Grey**

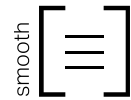


Range **Newport Grey**



Range  
Scandina Grey





**90 - Unit A**  
90 x 238 x 317.5 mm  
3 9/16 x 9 3/8 x 12 1/2 in.




**90 - Unit B**  
90 x 238 x 397 mm  
3 9/16 x 9 3/8 x 15 5/8 in.



**90 - Unit C**  
90 x 238 x 476.5 mm  
3 9/16 x 9 3/8 x 18 3/4 in.




**180 - Unit A**  
180 x 238 x 317.5 mm  
7 x 9 3/8 x 12 1/2 in.



**180 - Unit B**  
180 x 238 x 397 mm  
7 x 9 3/8 x 15 5/8 in.



**180 - Unit C**  
180 x 238 x 476.5 mm  
7 x 9 3/8 x 18 3/4 in.







**Melville Tandem Wall** Range Scandina Grey - P 73  
**Melville Plus 60 Step** Range Scandina Grey - P 85





# Capping and Steps

## CAPPING

- 80 Lafitt Plus
- 82 Laguna
- 83 Leno Bullnose
- 83 Leno Lafitt
- 83 Leno Straight
- 82 Marina
- 84 Melville Plus 60 and 90

## STEPS

- 81 Lafitt Plus
- 85 Melville Plus 60 and 90



# Lafitt Plus Capping



Range **Margaux Beige**



Range **Scandina Grey**



Range **Newport Grey**



**Rockland Black**



90 x 305 x 400 mm  
3 9/16 x 12 x 15 3/4 in.



Range  
**Margaux Beige**



# Lafitt Plus Step



Range **Margaux Beige**



Range **Scandina Grey**




Range **Newport Grey**



**Rockland Black**




90 x 400 x 400 mm  
3 9/16 x 15 3/4 x 15 3/4 in.




Range  
**Margaux Beige**



# Laguna Capping




Alpine Grey



Alpine Grey




Sterling Grey



60 x 360 x 610 mm  
2 3/8 x 14 3/16 x 24 in.

# Marina Capping




Rockland Black



Range Scandina Grey



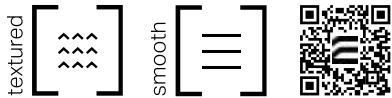
Rockland Black



60 x 150 x 300 mm  
2 3/8 x 5 15/16 x 11 13/16 in.



# Leno Capping




	Rockland Black	Range Amber Beige	Range Scandina Grey	Range Shaded Grey	Range Margaux Beige	Range Newport Grey
 <p><b>Leno Straight</b> 60 x 305 x 915 mm / 2 3/8 x 12 x 36 in.</p>						
 <p><b>Leno Bullnose</b> 60 x 305 x 915 mm / 2 3/8 x 12 x 36 in.</p>						
 <p><b>Leno Lafitt</b> 60 x 305 x 915 mm / 2 3/8 x 12 x 36 in.</p>						



Rockland Black





# Melville Plus 60 and 90 Capping



Range **Amber Beige**



Range **Margaux Beige**



Range **Scandina Grey**




Range **Shaded Grey**




Range **Newport Grey**



**Rockland Black**



**60 Unit**  
60 x 305 x 600 mm  
2 3/8 x 12 x 23 5/8 in.



**90 Unit**  
90 x 305 x 600 mm  
3 9/16 x 12 x 23 5/8 in.

Range Margaux Beige and range Shaded Grey are only available in Melville Plus 60 Capping.



Range **Shaded Grey**



# Melville Plus 60 and 90 Step



Range **Amber Beige**



Range **Margaux Beige**



Range **Scandina Grey**




Range **Shaded Grey**




Range **Newport Grey**



**Rockland Black**



**60 Unit**  
60 x 400 x 600 mm  
2 3/8 x 15 3/4 x 23 5/8 in.



**90 Unit**  
90 x 400 x 600 mm  
3 9/16 x 15 3/4 x 23 5/8 in.

Range Margaux Beige and range Newport Grey are only available in Melville Plus 90 Step.




Range  
**Scandina Grey**










# Mega Steps

88 Mega Lafitt Plus

89 Mega Melville Plus





# Mega Lafitt Plus Step



Range **Margaux Beige**




Range **Newport Grey**



**Rockland Black**





180 x 406 x 1219 mm  
7 x 16 x 48 in.



Rockland  
Black



# Mega Melville Plus Step



180 x 406 x 1219 mm  
7 x 16 x 48 in.




Rockland  
Black









# Curbs

- 92 Celtik
- 92 Lafitt
- 93 Melville
- 93 Novo




# Celtik Curb



Range  
Norvick Grey



Range  
Sheffield Beige and Black



Range Norvick Grey



110 x 90 mm x var.  
4 5/16 x 3 9/16 in. x var.

# Lafitt Curb




Range  
Newport Grey



Range Margaux Beige



Range Newport Grey




Rockland Black



125 x 115 x 600 mm  
4 7/8 x 4 1/2 x 23 5/8 in.





# Melville Curb



Rockland Black




Range Amber Beige



Range Scandina Grey




Range Shaded Grey



Rockland Black



125 x 115 x 600 mm  
4 7/8 x 4 1/2 x 23 5/8 in.



# Novo Curb



Range Scandina Grey



Range Amber Beige



Range Scandina Grey

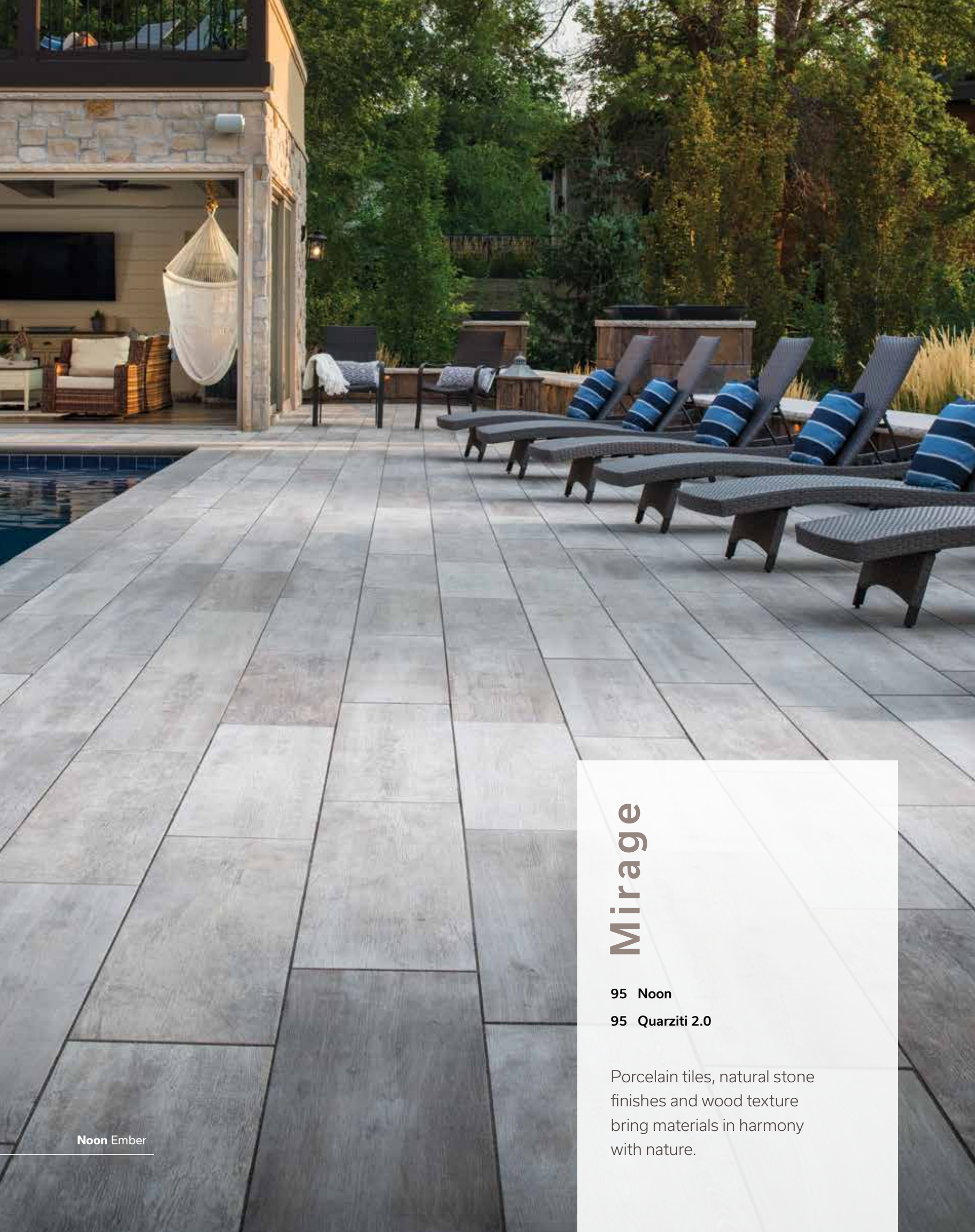


Rockland Black



178 x 152 x 610 mm  
7 x 6 x 24 in.





Noon Ember

# Mirage

95 Noon

95 Quarziti 2.0

Porcelain tiles, natural stone finishes and wood texture bring materials in harmony with nature.



# Noon Porcelain Tiles



Daylight



Daylight



Ember



20 x 300 x 1200 mm  
3/4 x 11 13/16 x 47 1/4 in.

# Quarziti 2.0 Porcelain Tiles



Waterfall



Glacier




Waterfall



Mantle



**Large Rectangle**  
(sold separately)  
20 x 600 x 1200 mm  
3/4 x 23 5/8 x 47 1/4 in.



**Large Square**  
(sold separately)  
20 x 600 x 600 mm  
3/4 x 23 5/8 x 23 5/8 in.



**Pool Capping**  
(sold separately)  
20 x 330 x 600 mm  
3/4 x 13 x 23 5/8 in.

Mantle is available in  
Large Rectangle and  
Pool Capping only.





## SMARTSAND® with NextGel™ TECHNOLOGY

- Optimizing interlocking paver jointing
- Ideal for 1/16 in. (1.6 mm) to 1 in. (2.5 cm) wide joints
- Suitable for pedestrian and low-traffic areas (driveways, sidewalks and terraces)


SmartSand is offered by Permacon in **Tan, Urban Grey or Granite**



## HP NextGel

- Optimizing jointing of concrete pavers and slabs, and porcelain tiles (only if mechanical compaction is possible)
- Appropriate for false joints
- Ideal for 1/16 in. (1.6 mm) to 2 in. (5 cm) wide joints
- Suitable for high-humidity environments, heavy-sloped and heavy traffic areas

HP NextGel is offered by Permacon in **Tan, Urban Grey, Ivory, Black or Granite**



## NOCO NO COMPACTION

- Optimizing jointing of concrete pavers, highly textured surfaces, large slabs and porcelain tiles
- Appropriate for false joints
- Ideal for 1/4 in. (6 mm) to 2 in. (5 cm) wide joints with up to 4 in. (10 cm) wide intersections
- Perfect alternative to mortar, stone dust and polymeric stone dust


Noco is offered by Permacon in **Desert Tan or Iron Grey**




Tan



Urban Grey



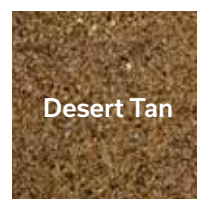
Ivory



Black



Granite



Desert Tan



Iron Grey



## EDGEBOND

EDGE BOND™ is a fortified hardscape concrete edging powered with NextGel™—the FASTEST & EASIEST application on the market.




## STORM

A multi-weather jointing compound for pavers, natural stones, permeable slabs, and outdoor porcelain.

Ideal for joint width from 1/8 to 2 in. (3 to 50 mm) with intersecting spaces up to 4 in. (100 mm).





# *All the tools you need* to design your project



## **VISUALIZATION TOOL**

Create, dare, change, start again... in complete freedom!



## **INSPIRATION**

Let yourself be inspired by our gallery of projects



## **MAINTENANCE**

Protect your investment

permacon.ca



# 50-Year Warranty

## Landscape Products



Permacon's 50-year warranty applies to landscape and masonry products including Suretouch intended for residential use<sup>1</sup>. This warranty statement affirms that products manufactured by Permacon meet the requirements of CSA (Canadian Standard Association) and ASTM (American Society for Testing and Materials) standards.

*For details regarding commercial applications, please refer to our institutional, commercial and industrial warranty.*

Permacon guarantees that, as of the date of delivery, its concrete products are free from manufacturing defects. Provided that the conditions set forth below are met, Permacon guarantees the structural integrity of the concrete in its landscaping and masonry products for a period of 50 years from the date of the product's purchase. The warranty applies to normal, non-abusive use of the product. To preserve the original appearance of your products, we recommend that you consult our **Landscape Maintenance Guide** available on our website.

IN ALL CASES DETAILED BELOW, THE WARRANTY IS LIMITED TO THE PRODUCTS' MARKET VALUE.

### How do I make a claim?



[permacon.ca/en/warranty/](https://permacon.ca/en/warranty/)



Proof of purchase is required to proceed with a claim request. No claims will be accepted without proof of purchase.<sup>2</sup>

All claims must be reported within 15 days of the discovery of a product's defect. To validate a claim, a Permacon representative will arrive to inspect the defective products in order to confirm whether the claim is eligible. Therefore, it is essential to provide Permacon with the necessary access to inspect and take photos of the affected products.

This warranty is the only one that is presently offered. Because Permacon continually improves and modifies its products, it may alter and discontinue products at any time, and therefore may replace warranty-covered products with products of similar quality or offer monetary compensation if the products under warranty have been discontinued or are no longer on the market while the warranty is active.

In the event that a product is found to be non-compliant by Permacon or an authorized representative of the company, and in order to proceed with compensation, Permacon will take into account the number of months during which the

landscape or masonry products were in the possession of the owner or their contractor, up to the date of the claim, and will prorate the amount of the payment or replacement to be made accordingly.

For example, if the purchaser makes a warranty claim in the last month of the 10<sup>th</sup> year of the warranty (i.e., the 120<sup>th</sup> month), the manufacturer, at its sole discretion, shall either:

- Provide a replacement for the product in question if still available (only the defective product will be replaced);
- Return 480/600 of the price paid for the products to the owner. No labour, transportation, or other compensation will be covered by Permacon.

### Transferability

The warranty is transferable. Proof of warranty registration will still be required in the event of a claim. The prorated period will be based on the 50-year warranty period remaining as an assignee, if the purchaser transfers the warranty to a subsequent owner, as described above.

<sup>1</sup> The following locations are defined as residential: family dwelling of five units or less, single family homes, garden suites, or townhouses.

<sup>2</sup> The following documents are considered valid proof of purchase: invoices directly from an authorized Permacon distributor, or invoice from a landscape contractor, general contractor, mason, or home builder.



## Exclusions

A landscape or masonry product installed on an area of more than **100 square feet** confirms the acceptance of the product received on the job site and that no claim can be made to Permacon regarding the colour, size, or texture of the product.

This warranty excludes all products not supplied by Permacon, as well as any defects, failures, or damages that may result from the actions listed below:

- Contact with chemicals or cleaning products;
- Damage caused by pressure washers;
- Improper installation or other construction activities that do not comply with the installation standards established by ICPI, NCMA or IMQ, the National Building Code or the installation methods and tips recommended by Permacon. The installation guides provided by Permacon represent certain installation situations and are not exhaustive. It is therefore strongly recommended that you consult a qualified professional to ensure the proper installation of Permacon products on a specific job site;
- Defective design or construction resulting in sagging, shifting, or failure;
- Breakage due to shock, impact, or excessive load during handling, use, or transportation;
- Natural disaster or other uncontrollable event;
- Breakage and damage to products caused by soil movement or building movement as well as misuse of construction, compaction, or snow removal equipment. The warranty does not cover surface deterioration caused by the misuse of sodium chloride (NaCl) to de-ice pavers, slabs, or steps;
- The use of sodium chloride (NaCl) on the following products:
  - Step Valentia;
  - Valentia Block;
- Be.OnStone, Mirage and Techniseal products sold by Permacon.

## Installation

When installing masonry products, all work must be cleaned to remove any residues and contaminants left on the stone or brick. Permacon accepts no responsibility for stains and colour changes caused by installation residue or the consequences of cleaning these residues.

## Colour

**The presence of natural ingredients used in the manufacturing process varies from one product to another. Therefore, the product received on the job site will not be completely identical to the products displayed in our commercial presentations (catalogs, samples, displays). Any difference in colour will not be covered by the guarantee.**

Photos of our products in landscape and masonry brochures, as well as in displays such as masonry panels and landscape racks at our distributors, are not an exact representation of the products that will be delivered to the job site. Permacon offers a variety of products with different colours to reproduce the appearance of natural stone. It is therefore strongly recommended that you view several products directly from your authorized Permacon distributor to see all available colours.

**It is the purchaser's responsibility to approve the products (and their colour) delivered to the job site prior to installation to confirm satisfaction. It is also recommended to mix products from different pallets received on the job site. Since variations in colour shades are a natural phenomenon, Permacon does not guarantee colour uniformity between different pallets on the same job site. Product installation constitutes acceptance.**

## Polymeric film

A whitish polymeric film can be found on the surface of Permacon's products. This is the result of an inadequate use of polymeric sand. Improper cleaning of slabs and pavers prior to the application of water on the product surface can cause this whitish polymeric film. This film does not affect the structural integrity of the product. Permacon cannot be held responsible for this phenomenon, which is not covered by the warranty.

## Efflorescence

White traces on the surface of the product are caused by a natural phenomenon called efflorescence. More visible on darker products, efflorescence affects neither the intrinsic technical qualities nor the structural integrity of Permacon's products. The possible appearance of efflorescence cannot be the subject of any guarantee. In most cases, efflorescence disappears by itself over time.

**Our Preventive Maintenance Guide for Concrete Landscaping Products** is available on our website **permacon.ca**



Since 1952, all  
Permacon products  
have been made  
with passion and  
pride in Canada.

permacon.ca  
1 888 PERMACON



**PERMACON**  
A CRH COMPANY