



LINZEL

2026 PRODUCT GUIDE

Landscape **Lighting**
Outdoor **Fire & Heat**
Water Features & Management
Tools & Synthetic **Turf**
Outdoor **Audio**

Cover Photo Courtesy of:
Landscape Lighting: **Rustic Impressions**
Landscape Lighting: **Luxury Light Outdoor Systems**
Photographer: **Capture Studios**

OUR MISSION

At Linzel, we are committed to becoming your Green Industry Partner of choice. Everything we do is rooted in supporting your success and helping you grow in an industry we're passionate about.

Our team brings unmatched knowledge, experience, and dedication, continually striving to exceed your expectations. We believe in going the extra mile – delivering exceptional training, trusted products, competitive pricing, and attentive client care.

Our mission is simple: to build a great company in an industry we love, while empowering our customers with the tools, support, and expertise they need to thrive.

OUR MESSAGE TO YOU!

Welcome to a brand-new landscape season! At Linzel, our mission continues to be delivering world-class products, unmatched expertise, and exceptional customer support to the Dealers and Contractors who drive this industry forward.

As part of the SiteOne® family, we're proud to offer an even broader selection of premium solutions – strengthening our ability to stay competitive while maintaining the personalized service and deep product knowledge you trust. This partnership allows us to bring you an expanded assortment of best-in-class products across every category that matters.

From Lighting, Fire, Water, and Audio to Landscape Turf, Landscape Tools, and Irrigation, we remain focused on providing everything you need to build remarkable outdoor spaces.

Thank you for choosing Linzel as your distributor of choice. We're excited to support your success and help make this season your best one yet!

LINZEL.CA

24/7 ONLINE ACCESS TO YOUR ACCOUNT

- Real time inventory
- Personalized pricing
- Live online chat
- Platinum dealer locator
- Full account overview
- Purchase history
- Access receipts, invoices & statements
- Pay account balance
- Computer and phone friendly
- And more!



@linzeldistributing

All current Linzel wholesale accounts, please contact your sales rep or the office for login information. If you are interested in a wholesale account, please register online. A Linzel sales rep will follow up with account information.



417 Winona Rd, Hamilton, Ontario, L8E5E4
1-866-340-1999 | sales@linzel.ca

TABLE OF CONTENTS

LANDSCAPE LIGHTING

Directional Accent Lights	12
Wall Wash Accent Lights	16
Down Accent Lights	18
Pathway Lights	20
Hardscape & Coping Lights	28
Deck & Wall Lights	30
Recessed Lights	36
Specialty Lights	42
RGBW Lights	44
LED Lamps	46
Transformers	52
Lighting Accessories	55
Outdoor Wall & Post Lights	60
Outdoor Ceiling Fans	62

OUTDOOR FIRE & HEAT

Square Fire Pit Inserts	64
Circular Fire Pit Inserts	66
Rectangular Fire Pit Inserts	68
Linear Fire Pit Inserts	70
Pool Fire & Fire and Water Bowls	72
Linear Pool Rated Fire Pit Inserts	74
Single & Double Sided Fireplaces	75
Fireplace Insert Kits	76
Fire Pits	78
Ready to Finish Kits	80
Ignitions & Accessories	82
Fire Media	84
Fire Pit Lids and Wind Guards	86
Gas Torches & Lanterns	88
Infrared Heaters	90

WATER FEATURES & WATER GARDENING

Pool Skimmer Covers	92
Pool Spillways	93
Formal Spillways	96
Fountain Basins	98
Fountains & Kits	100
Pond-Free Storage, Vaults & Kits	104
Pond Waterfall Starters	106
Pond Skimmers	108
Pond Kits	109
Pond Filters	110
Pond Clarifiers	114
Pond & Feature Pumps	116
Tubing & EPDM	122
Installation Accessories	124
Installation Fittings	126
Water Gardening Maintenance	129
Water Gardening Aeration	132
Water Gardening Lighting	134
Water Gardening Treatments	136
Fish Food & Plant Health	142
Floating Fountains	144
Surface Water Management	146
Drainage Pipe	150

TOOLS & SYNTHETIC TURF

Shovels & Rakes	152
Jobsite Essentials	154
Synthetic Turf	156
Synthetic Turf Accessories	158

OUTDOOR AUDIO

Audio Streamers and Amplifiers	160
Patio & Landscape Speakers	162
Landscape System Kits	164

DIRECTORY & TERMS



Photo Courtesy of:
Rugged Earth & Clint Spalding Photography

INDOOR TRAINING CENTRE

Step inside and experience landscape innovation—without ever stepping into the weather!

The Linzel Indoor Training Centre is our one-of-a-kind, all-season destination designed for contractors who want a hands-on, stress-free environment to learn, experiment, and explore. This fully immersive space brings every category of outdoor living indoors, allowing you to interact with working displays exactly as your customers would experience them—without rain, snow, or fading daylight getting in the way. Here, you can see, touch, and test the full range of products Linzel offers, from advanced lighting systems to fire features, water elements, and outdoor audio. Contractors are encouraged to bring their customers along to spark ideas, compare options, and shop the products that will transform their landscape projects. And of course, our knowledgeable team is always on-site, ready to answer questions, offer professional insight, or help build a complete recommendation tailored to your design goals.



Inside the Training Centre, the possibilities truly come to life. Wander through a space showcasing over 150 landscape lighting fixtures, all fully zoneable and individually controlled so you can get a true sense of every effect—spot, wash, spread, and ambience—whether viewed alone or as part of a complete lighting design. Feel the heat and visual drama of four fully functioning fire features, including the Tempest Torch, a sculptural fire bowl, a sleek single-sided fireplace, and the Warming Trends insert kit, each delivering its own unique personality and flame experience.

Let the peaceful sound of moving water draw you in as you explore two active water features: a bubbling rock installation and a spillway paired with a pond-free kit, both demonstrating how water can bring movement and calm to any outdoor space. Complete the atmosphere with two fully functioning outdoor audio systems—a patio kit and a full landscape audio setup—showing how high-quality sound can elevate any environment. You can also experiment with two colour-changing landscape lighting systems, all controllable right from the palm of your hand, giving you full creative freedom to explore scenes, moods, and dynamic outdoor lighting effects.

The Linzel Indoor Training Centre is constantly evolving, refreshed regularly with new products, updated displays, and the latest innovations in outdoor living. Every visit brings something new to discover, learn, and experience. Come explore, get inspired, and see what's possible—The Linzel Way. We look forward to welcoming you soon!

WHAT'S **NEW** FOR 2026!

REDESIGNED **CUBIX!**



KICHLER LED ACCENT LIGHTS
The Kichler Integra and Varia Integrated Accent Lights deliver performance in compact, low-maintenance designs with integrated LEDs, high-quality optics, and uniform, glare-free output. Available in 2700K or 3000K, both offer smooth 100–10% dimming with the PLC Dimmer, while Varia adds adjustable 15°–60° beam control and selectable lumen output with the touch of a magnet, giving professionals precise control.



STRIKER BLACK BRASS
Built from brass with a sleek black finish, these fixtures deliver modern style and long-term durability. The expanded lineup now includes another Path Light, Well Light, Wall Wash, and Down Light, giving you bold new options for any landscape design. Premium look, rugged performance — made for the Canadian climate.

12V **BISTRO LIGHTS**



KICHLER PRO TRANSFORMER
Powerful, flexible, and easy to use — The PC Series low-voltage transformer delivers reliable performance for any outdoor lighting system. With smart features, simple installation, and multiple wattage options, they're built to handle projects of every size.

KICHLER **MODERN PATH LIGHTS**



WARMING TRENDS FIREPLACE INSERTS & CROSSFIRE 2.0!
Build a beautiful outdoor fireplace in minutes with our Fireplace Insert Kits—complete with a steel grate, powder-coated plate, all connections, and a powerful CROSSFIRE® Brass Burner. The CROSSFIRE 2.0 Brass Burners are a universal replacement burner compatible with square or round fire features and designed for natural gas or propane use.

AON **FIRETABLES**



STRIKER **SPLASH SERIES SPILLWAYS**



Make a statement with the new Striker Splash Series Spillways — now available in 12", 24", 36" & 48". Choose with or without LEDs, available in Blue, Warm White, or Cool White. The perfect way to bring movement, light, and elegance to any water feature.

INFRARED **HEATING**



PRO-TRADE TOOLS
Gear up with Pro-Trade Tools — built tough for professionals. From round and square shovels to trenching shovels, spades, rakes, pruners, and gloves, we've got every job covered. Our shovels and spades feature thick-gauge steel blades for maximum durability and a forward-turned step for secure footing and added comfort.

SYNTHETIC **TURF**





1.



3.



4.



6.



7.

Photos Courtesy of: 1. Scenic Stone & Effie Edits 3. Rob Enter Landscapes Inc. & Jeremy James Visuals

2. Carved In Stone Group & Jeremy James Visuals 4. Rugged Earth & Clint Spalding Photography



2.



5.



8.

5. Partridge Fine Landscapes & Monolith Media
7. Unique Landscape Services & Camercon St. Visual Storytelling

6. Aura Landscaping & McNeill Photography
8. CMK Services

LIGHTING TECHNIQUES



CROSS LIGHTING



PATH LIGHTING



HARDSCAPE LIGHTING



DECK & PATIO LIGHTING



IN-GROUND LIGHTING



MOON LIGHTING



WALL-WASH LIGHTING



ACCENT LIGHTING



SHADOW LIGHTING



SILHOUETTE LIGHTING






GRAZE LIGHTING



MIRROR LIGHTING

CHOOSING THE RIGHT 12V LED ACCENT LIGHT

YOUR SITUATION AND NEEDS	Looking for an affordable option that will meet your needs today. Not sure how long you will stay in your present house.	In search of the most reliable product – one that will last a long time and produce the best quality light. Details relating to the light quality and the lighting design are important to you.	In pursuit of the product that is the best investment and will last the longest. You want the very best lighting design, as well as fixtures that will adapt as your landscape changes.
OVERVIEW	A solid, economical choice with quality designs, materials and finishes. May require lamp replacement after a few years.	A highly engineered solution requiring no lamp changing, entirely sealed from the elements. Optimal light quality will produce a beautiful lighting design.	Our premium product, no lamp changing, entirely sealed, optimal light quality, with a built-in feature for adjusting lumen levels, beam spread & kelvin. Enables flexibility and fine tuning of the lighting design. The longest-lasting product.
	12V Drop-In Accent with LED Lamp	12V Integrated LED Accent	12V Integrated LED Accent with CCT, VLO & Beam Adjustment
			
SEALED	Not sealed from the elements	Employs advanced engineering, sealing the fixture from all elements	Employs advanced engineering, sealing the fixture from all elements
HEAT MANAGEMENT	Minimal heat management	Advanced thermal management, keeping heat away from the LED and resulting in longer life	Advanced thermal management, keeping heat away from the LED and resulting in longer life
LIGHT QUALITY	May produce halos or scallops Wider LED binning tolerances	Optimal, uniform light from centre to edge, single optic. Tighter LED binning tolerances	Optimal, uniform light from centre to edge, single optic. Tighter LED binning tolerances
LAMP REPLACEMENT	Lamp replacement may be required after a few years	No lamp replacement required	No lamp replacement required
LUMEN DEPRECIATION	Loses brightness with time	No noticeable loss of brightness during the warranty period	No noticeable loss of brightness during the warranty period
SURGE PROTECTION	None	2kV fixture protection	2kV fixture protection
BEAM SPREAD ADJUSTMENT	None	None	Continuous from 15°-60°
LUMEN ADJUSTMENT	None	None	Adjust lumens to four levels with the touch of a magnet; aids in fine-tuning the lighting design or adjusting to plant and tree growth
LED COLOUR SHIFT	Possible over time	None	None
WARRANTY	Limited 6 Years on Kichler LED	10 years	10 years
PRICE RANGE	\$	\$\$	\$\$\$

*LED lamps are warranted for 6 years; Fixtures are warranted for 5 years (Aluminum) or 10 years (Brass).

VOLTAGE DROP

WIRING GAUGE INFO

Wire Gauge / Length / (ft/m) Load Chart

Power (Watts)	10 Gauge	12 Gauge	14 Gauge	16 Gauge
0-20	1860' / 567m	1150' / 351m	730' / 223m	450' / 137m
21-40	930' / 283m	580' / 177m	370' / 113m	230' / 70m
41-60	620' / 189m	390' / 119m	240' / 73m	150' / 46m
61-80	470' / 143m	290' / 88m	180' / 55m	110' / 34m
81-100	370' / 113m	230' / 70m	140' / 43m	90' / 27m
>100	Consult Linzel Support Team			

Utilize the voltage drop calculation to select the appropriate wire gauge and to determine the voltage that will be delivered to the last fixture on your wire run. This calculation should be done on each wire run to ensure safe and effective operation.

VOLTAGE DROP CALCULATION

Calculation Example

Transformer Tap Voltage	14V
Total Watts On Run	75 Watts
Length of Wire (ft)	85 Feet
Wire Constant (See Chart)	7,490
End Fixture Voltage	13.15V

Wire Constants

18 gauge1,380
16 gauge 2,200
12 gauge7,490
10 gauge11,920
8 gauge18,960

End Fixture Voltage =

Transformer Tap Voltage – (Total Watts x Length of Wire / Wire Constant)

- Transformer Tap Voltage – Varies by transformer and can be 12V, 13V, 14V or 15V.
- Total Watts – The total wattage of each fixture that will be installed on an individual wire run
- Length of Wire – The length in feet of an individual wire run.
- Wire Constant – Predetermined value, see chart below.
- We recommend starting with 12 gauge and adjusting if necessary.
- End Fixture Voltage – Should be greater than 10V to ensure effective operation.

HELP!???

What if your number is less than 9V?

- If possible, select the next highest voltage tap and recalculate.
- Decrease the load (eliminate fixtures) on the wire run and recalculate.
- Increase the wire gauge and recalculate.

$$14V - \left[\frac{75W \times 85'}{7,490} \right] = 13.15V$$



Scan the QR Code for our Voltage Drop Calculator!



Think About Distance

When choosing beam angle, keep in mind that the angle will open up with distance. A 15° beam angle's spread will increase in diameter the further the light travels. On the other hand, a narrow beam width that hits a thick branch close to the ground may get blocked and go no further.

Distance (in feet)	15° Beam	35° Beam	60° Beam
	Diameter of Beam Spread (in feet)		
10'	2.63'	6.31'	11.55'
20'	5.27'	12.61'	23.09'
30'	7.9'	18.92'	34.64'
40'	10.53'	25.22'	46.19'
50'	13.17'	31.53'	57.74'
60'	15.8'	37.84'	69.28'
70'	18.43'	44.14'	84.02'
80'	21.06'	50.45'	100.69'




ENGINEERED FOR PRECISION. BUILT TO ENDURE.

Striker is dedicated to creating high-performance landscape lighting that transforms outdoor spaces after dark. Every fixture is crafted with durability, precision, and purpose — combining rugged black brass construction, stainless steel or corrosion-resistant aluminum with refined design to deliver lasting beauty and dependable performance. From pathways to gardens, Striker lights are built to illuminate and enhance the natural elegance of your landscape, night after night.



strikerline.com



12V ACCENT

KICHLER

INTEGRA SM

200 lm



Long Cowl

ITEM #: K/16293BKT
\$36.99



ITEM #:	K/16300BKT(27/30)	K/16301BKT(27/30)
Beam Spread	35°	60°
Colour Temp / Lumen	2700K / 200 lm 3000K / 200 lm	
Wattage / VA	3.1W (3VA)	
Finish	BKT - Textured Black	
Operating Range	9V-15V AC/DC, dimm. with PLC Dimmer	
CRI / IP Rating	83+ / IP66	
Housing / Dimensions	Aluminum / 2.59"W x 5.14"L x 4.38"H Includes 8" slotted in-ground stake and 2 gel-filled wire nuts	
Light Reach	Up to 20 Feet	
Warranty	10 Year	
\$	\$169.98	

KICHLER

INTEGRA MD

375 lm



Long Cowl

ITEM #: K/16293BKT
\$36.99



ITEM #:	K/16302BKT(27/30)	K/16303BKT(27/30)
Beam Spread	35°	60°
Colour Temp / Lumen	2700K / 375 lm 3000K / 375 lm	
Wattage / VA	5W (5.1VA)	
Finish	BKT - Textured Black	
Operating Range	9V-15V AC/DC, dimm. with PLC Dimmer	
CRI / IP Rating	83+ / IP66	
Housing / Dimensions	Aluminum / 2.59"W x 5.14"L x 4.38"H Includes 8" slotted in-ground stake and 2 gel-filled wire nuts	
Light Reach	Up to 35 Feet	
Warranty	10 Year	
\$	\$199.98	

KICHLER

INTEGRA LG

600 lm



Long Cowl

ITEM #: K/16293BKT
\$36.99



ITEM #:	K/16304BKT(27/30)	K/16305BKT(27/30)
Beam Spread	35°	60°
Colour Temp / Lumen	2700K / 600 lm 3000K / 600 lm	
Wattage / VA	7.5W (7.8VA)	
Finish	BKT - Textured Black	
Operating Range	9V-15V AC/DC, dimm. with PLC Dimmer	
CRI / IP Rating	83+ / IP66	
Housing / Dimensions	Aluminum / 2.59"W x 5.14"L x 4.38"H Includes 8" slotted in-ground stake and 2 gel-filled wire nuts	
Light Reach	Up to 60 Feet	
Warranty	10 Year	
\$	\$239.98	

ACCENT
WALL WASH
DOWN
PATHWAY
HARDSCAPE
DECK & WALL
RECESSED
SPECIALTY
RGBW
LED LAMPS
TRANSFORMERS
ACCESSORIES
WALL & POST
FANS

KICHLER

VARIA MEDIUM

150-600 lm
15°-60°



- Selectable:**
- Beam Spread
 - Colour Temperature
 - Lumen Output

ITEM #:	K/16311(FINISH)
Beam Spread	Continuous from 15°-60°
Colour Temp	2700K & 3000K Selectable
Lumen	150 - 600 lm Selectable Level 1 = 2W/3VA, 150 lm, 66 lm/W Level 2 = 4W/5.5VA, 300 lm, 66 lm/W Level 3 = 7W/8.5VA, 450 lm, 66 lm/W Level 4 = 9W/11VA, 600 lm, 66 lm/W *Factory set to Level 4 (600 lm)
Light Source	
Available Finishes	AZT - Textured Bronze \$259.98 BKT - Textured Black \$259.98
Wiring	48" of usable #18-2
Operating Range	9V-15V AC/DC, dimm. with PLC Dimmer
CRI / IP Rating	85+ / IP66
Housing / Dimensions	Aluminum / 3.5"W x 6"L x 2.5"H Includes 8" slotted in-ground stake and 2 gel-filled wire nuts
Light Reach	Up to 60 Feet
Warranty	10 Year

PLC Dimmer

ITEM #: **K/15DM2OSS**
\$289.99



Long Cowl

ITEM #: **K/16295**
AZT or BKT **\$36.99**



Hexcell Louver

ITEM #: **K/16297BK**
\$26.99



KICHLER

VARIA LARGE

600-1200 lm
15°-60°



- Selectable:**
- Beam Spread
 - Colour Temperature
 - Lumen Output

ITEM #:	K/16312(FINISH)
Beam Spread	Continuous from 15°-60°
Colour Temp	2700K & 3000K Selectable
Lumen	600 - 1200 lm Selectable Level 1 = 9W/11VA, 600 lm, 66 lm/W Level 2 = 11W/13.5VA, 800 lm, 66 lm/W Level 3 = 14W/17VA, 1,000 lm, 66 lm/W Level 4 = 18W/21VA, 1,200 lm, 66 lm/W *Factory set to Level 4 (1,200 lm)
Light Source	
Available Finishes	AZT - Textured Bronze \$289.98 BKT - Textured Black \$289.98
Wiring	48" of usable #18-2
Operating Range	9V-15V AC/DC, dimm. with PLC Dimmer
CRI / IP Rating	85+ / IP66
Housing / Dimensions	Aluminum / 4"W x 7"L x 3"H Includes 8" slotted in-ground stake and 2 gel-filled wire nuts
Light Reach	Up to 120 Feet
Warranty	10 Year

PLC Dimmer

ITEM #: **K/15DM2OSS**
\$289.99



Long Cowl

ITEM #: **K/16296**
AZT or BKT **\$45.99**



Hexcell Louver

ITEM #: **K/16297BK**
\$26.99



12V ACCENT

KICHLER

MR8 ACCENT

15483



Recommended:

ITEM #: K/18155

1.5W, 40°, 3000K
150lm

\$42.99



ITEM #:	K/15483(FINISH)	
Description	MR 8 Brass Accent	
Housing	Cast Brass	
Finish	CBR - Centennial Brass	\$89.98
	BKB - Black Brass	\$119.99
Wiring	36" of usable #18-2	
Lamp Base	MR8 (Bi-pin) Lamp Not Included	
LED Lamp Options	1.5W (40°, 60° Available)	
Dimensions	4.5" L x 1.5" W	
Includes	8" slotted iground stake	
Warranty	Limited Lifetime	

KICHLER

MR16 ACCENT

15485CBR



Recommended:

ITEM #: K/18131

4W, 40°, 3000K
270lm

\$39.99



ITEM #:	K/15485CBR	
Description	MR 16 Brass Accent	
Housing	Cast Brass	
Finish	CBR - Centennial Brass	
Wiring	36" of usable #18-2	
Lamp Base	MR16 (Bi-pin) Lamp Not Included	
LED Lamp Options	4W, 5W, 7W (15°, 30°, 60° Available)	
Dimensions	6" L x 2.5" W	
Includes	8" slotted in-ground stake	
Warranty	Limited Lifetime	
		\$109.98

KICHLER

MR16 ACCENT

15384



Recommended:

ITEM #: K/18131

4W, 40°, 3000K
270lm

\$39.99



ITEM #:	K/15384(FINISH)	
Description	For uplighting only	
Housing	Cast Aluminum	
Finish	AZT - Textured Arch. Bronze	
	BKT - Textured Black	
Wiring	48" of usable #18-2	
Lamp Base	MR16 (Bi-pin) Lamp Not Included	
LED Lamp Options	4W, 5W, 7W (15°, 30°, 60° Available)	
Dimensions	5" H x 2.5" W	
Includes	8" slotted in-ground stake	
Warranty	5 Year	
		\$79.98

ACCENT
WALL WASH
DOWN
PATHWAY
HARDSCAPE
DECK & WALL
RECESSED
SPECIALTY
RGBW
LED LAMPS
TRANSFORMERS
ACCESSORIES
WALL & POST
FANS

FX	MR16 ACCENT	MU																						
<p>Recommended:</p> <p>ITEM #: ST/3W4030K</p> <p>3W, 40°, 3000K, 380lm</p> <p>\$24.97</p> 		<table border="0" style="width: 100%; border-collapse: collapse;"> <tr> <td style="border-bottom: 1px solid black;">ITEM #:</td> <td>FX/MUNLLS(FINISH)</td> </tr> <tr> <td>Description</td> <td>For up lighting only</td> </tr> <tr> <td>Housing</td> <td>Zinc / Aluminum Alloy</td> </tr> <tr> <td>Finish</td> <td>FB - Black BZ - Bronze Metallic</td> </tr> <tr> <td>Wiring</td> <td>120" of usable #18-2</td> </tr> <tr> <td>Lamp Base</td> <td>MR16 (Bi-pin) Lamp not included</td> </tr> <tr> <td>LED Lamp Options</td> <td>4W, 5W, 7W (15°, 30°, 60° Available)</td> </tr> <tr> <td>Dimensions</td> <td>8.68" H x 2.4" W</td> </tr> <tr> <td>Includes</td> <td>10" slotted in-ground stake</td> </tr> <tr> <td>Warranty</td> <td>10 Year</td> </tr> <tr> <td>\$</td> <td style="text-align: right;">\$129.99</td> </tr> </table>	ITEM #:	FX/MUNLLS(FINISH)	Description	For up lighting only	Housing	Zinc / Aluminum Alloy	Finish	FB - Black BZ - Bronze Metallic	Wiring	120" of usable #18-2	Lamp Base	MR16 (Bi-pin) Lamp not included	LED Lamp Options	4W, 5W, 7W (15°, 30°, 60° Available)	Dimensions	8.68" H x 2.4" W	Includes	10" slotted in-ground stake	Warranty	10 Year	\$	\$129.99
ITEM #:	FX/MUNLLS(FINISH)																							
Description	For up lighting only																							
Housing	Zinc / Aluminum Alloy																							
Finish	FB - Black BZ - Bronze Metallic																							
Wiring	120" of usable #18-2																							
Lamp Base	MR16 (Bi-pin) Lamp not included																							
LED Lamp Options	4W, 5W, 7W (15°, 30°, 60° Available)																							
Dimensions	8.68" H x 2.4" W																							
Includes	10" slotted in-ground stake																							
Warranty	10 Year																							
\$	\$129.99																							

STRIKER	MR8 BLACK BRASS ACCENT	TORCHEY																										
 	 <p>Recommended:</p> <p>ITEM #: ST/1W3030K</p> <p>1W, 30°, 3000K 116lm</p> <p>\$19.97</p> 	<table border="0" style="width: 100%; border-collapse: collapse;"> <tr> <td style="border-bottom: 1px solid black;">ITEM #:</td> <td>ST/TORCHEY</td> </tr> <tr> <td>Description</td> <td>MR 8 Black Brass Accent</td> </tr> <tr> <td>Housing</td> <td>Cast Brass</td> </tr> <tr> <td>Finish</td> <td>Gun Metal Black</td> </tr> <tr> <td>Wiring</td> <td>72" of usable #18-2</td> </tr> <tr> <td>Lamp Base</td> <td>MR8 (Bi-pin)</td> </tr> <tr> <td>Dimensions</td> <td>4.15"L x 1.25" W</td> </tr> <tr> <td>Includes</td> <td>8" slotted stake with brass insert</td> </tr> <tr> <td>Warranty</td> <td>10 Year</td> </tr> <tr> <td style="border-bottom: 1px solid black;">Ordering Guide</td> <td></td> </tr> <tr> <td>ST/TORCHEY</td> <td>Fixture Only - Fits MR8 \$69.97</td> </tr> <tr> <td>ST/TORCHEY27</td> <td>30°, 2700K, 96lm \$84.97</td> </tr> <tr> <td>ST/TORCHEY30</td> <td>30°, 3000K, 116lm \$84.97</td> </tr> </table>	ITEM #:	ST/TORCHEY	Description	MR 8 Black Brass Accent	Housing	Cast Brass	Finish	Gun Metal Black	Wiring	72" of usable #18-2	Lamp Base	MR8 (Bi-pin)	Dimensions	4.15"L x 1.25" W	Includes	8" slotted stake with brass insert	Warranty	10 Year	Ordering Guide		ST/TORCHEY	Fixture Only - Fits MR8 \$69.97	ST/TORCHEY27	30°, 2700K, 96lm \$84.97	ST/TORCHEY30	30°, 3000K, 116lm \$84.97
ITEM #:	ST/TORCHEY																											
Description	MR 8 Black Brass Accent																											
Housing	Cast Brass																											
Finish	Gun Metal Black																											
Wiring	72" of usable #18-2																											
Lamp Base	MR8 (Bi-pin)																											
Dimensions	4.15"L x 1.25" W																											
Includes	8" slotted stake with brass insert																											
Warranty	10 Year																											
Ordering Guide																												
ST/TORCHEY	Fixture Only - Fits MR8 \$69.97																											
ST/TORCHEY27	30°, 2700K, 96lm \$84.97																											
ST/TORCHEY30	30°, 3000K, 116lm \$84.97																											

STRIKER	MR16 BLACK BRASS ACCENT	TORCH																										
 	 <p>Recommended:</p> <p>ITEM #: ST/3W4030K</p> <p>3W, 40°, 3000K 380lm</p> <p>\$24.97</p> 	<table border="0" style="width: 100%; border-collapse: collapse;"> <tr> <td style="border-bottom: 1px solid black;">ITEM #:</td> <td>ST/TORCH</td> </tr> <tr> <td>Description</td> <td>MR 16 Black Brass Accent</td> </tr> <tr> <td>Housing</td> <td>Cast Brass</td> </tr> <tr> <td>Finish</td> <td>Gun Metal Black</td> </tr> <tr> <td>Wiring</td> <td>72" of usable #18-2</td> </tr> <tr> <td>Lamp Base</td> <td>MR16 (Bi-pin)</td> </tr> <tr> <td>Dimensions</td> <td>5"L x 2.375" W</td> </tr> <tr> <td>Includes</td> <td>8" slotted stake with brass insert</td> </tr> <tr> <td>Warranty</td> <td>10 Year</td> </tr> <tr> <td style="border-bottom: 1px solid black;">Ordering Guide</td> <td></td> </tr> <tr> <td>ST/TORCH</td> <td>Fixture Only - Fits MR16 \$79.97</td> </tr> <tr> <td>ST/TORCH27</td> <td>40°, 2700K, 370lm \$99.97</td> </tr> <tr> <td>ST/TORCH30</td> <td>40°, 3000K, 380lm \$99.97</td> </tr> </table>	ITEM #:	ST/TORCH	Description	MR 16 Black Brass Accent	Housing	Cast Brass	Finish	Gun Metal Black	Wiring	72" of usable #18-2	Lamp Base	MR16 (Bi-pin)	Dimensions	5"L x 2.375" W	Includes	8" slotted stake with brass insert	Warranty	10 Year	Ordering Guide		ST/TORCH	Fixture Only - Fits MR16 \$79.97	ST/TORCH27	40°, 2700K, 370lm \$99.97	ST/TORCH30	40°, 3000K, 380lm \$99.97
ITEM #:	ST/TORCH																											
Description	MR 16 Black Brass Accent																											
Housing	Cast Brass																											
Finish	Gun Metal Black																											
Wiring	72" of usable #18-2																											
Lamp Base	MR16 (Bi-pin)																											
Dimensions	5"L x 2.375" W																											
Includes	8" slotted stake with brass insert																											
Warranty	10 Year																											
Ordering Guide																												
ST/TORCH	Fixture Only - Fits MR16 \$79.97																											
ST/TORCH27	40°, 2700K, 370lm \$99.97																											
ST/TORCH30	40°, 3000K, 380lm \$99.97																											



12V WALL WASH

KICHLER

MINI WALL WASH

15476



ITEM #:	K/15476(FINISH)		
Housing	Cast Aluminum (AZT,BKT) or Cast Brass (CBR)		
Wiring	53" of usable #18-2, SPT-1-W leads.		
Lamp Base	12V T-5 Wedge base socket		
Finish	AZT - Textured Bronze	\$99.98	
	BKT - Textured Black	\$99.98	
	CBR - Centennial Brass	\$159.98	

Includes 8" slotted in-ground stake. Clear, frosted and horz. lens
 Dimensions 4.35" H x 4" W
 Warranty Limited Lifetime

Recommended:

ITEM #:	K/18120
2W, 130lm	\$44.98
2700K	



ITEM #:	K/18121
2W, 130lm	\$44.98
3000K	



KICHLER

VLO WASH

16026



ITEM #:	K/16026(FINISH)30		
Beam Spread	Vertical = 86° Horizontal = 108°		
Colour Temp	3000K		
Light Source	1 integrated high-output COB LED		
	Level 1 (low): 2.5W/4VA, 150lm		
	Level 2 (mid): 5W/7VA, 300lm		
	Level 3 (mid): 8W/10.5VA, 450lm		
	Level 4 (high): 10W/23VA, 600lm		
	*Factory set at Level 1 (150lm)		

Wattage/VA, Lumens

Finish	AZT - Textured Arch. Bronze	\$279.98
	BKT - Textured Black	\$279.98
Wiring	48" of usable #18-2	
Operating Range	9V - 15V AC/DC with no loss of output	
Surge Protection	4000K Volt protection built on board	
CRI/ IP Rating	80+ / IP66	
Housing	Aluminum (AZT, BKT)	
	Includes 8" slotted in-ground stake and 2 gel-filled wire nuts	
Warranty	15 Year	

PHOTOMETRICS

Beam Angle Lumen	LEVEL 1				LEVEL 2				LEVEL 3				LEVEL 4			
	Vertical = 86° Horizontal = 108°				Vertical = 86° Horizontal = 108°				Vertical = 86° Horizontal = 108°				Vertical = 86° Horizontal = 108°			
	150				300				450				600			
Ft. Away	Foot-Candles *Average	Beam Spread Vert. Horiz.		Ft.	Foot-Candles *Average	Beam Spread Vert. Horiz.		Ft.	Foot-Candles *Average	Beam Spread Vert. Horiz.		Ft.	Foot-Candles *Average	Beam Spread Vert. Horiz.		
2'	19.9 (fcd)	3'	4.6'	2'	39.9 (fcd)	3'	4.6'	2'	59.8 (fcd)	3'	4.6'	2'	79.7 (fcd)	3'	4.6'	
4'	5.0 (fcd)	6'	9'	4'	10.0 (fcd)	6'	9'	4'	14.9 (fcd)	6'	9'	4'	19.9 (fcd)	6'	9'	
6'	2.2 (fcd)	9'	13.8'	6'	4.5 (fcd)	9'	13.8'	6'	6.7 (fcd)	9'	13.8'	6'	8.9 (fcd)	9'	13.8'	
8'	1.3 (fcd)	12'	18.4'	8'	2.5 (fcd)	12'	18.4'	8'	3.8 (fcd)	12'	18.4'	8'	5.0 (fcd)	12'	18.4'	
10'	0.8 (fcd)	15'	23'	10'	1.6 (fcd)	15'	23'	10'	2.4 (fcd)	15'	23'	10'	3.2 (fcd)	15'	23'	
15'	0.4 (fcd)	22.6'	34.5'	15'	0.7 (fcd)	22.6'	34.5'	15'	1.1 (fcd)	22.6'	34.5'	15'	1.4 (fcd)	22.6'	34.5'	
20'	0.2 (fcd)	30'	46'	20'	0.4 (fcd)	30'	46'	20'	0.6 (fcd)	30'	46'	20'	0.8 (fcd)	30'	46'	

*Average centre beam foot-candle measurement.

STRIKER

BLACK BRASS MINI WALL WASH

WALLE



Recommended:

ITEM #: ST/3WG412030K

3W, 120°, 3000K
400lm

\$15.97



ITEM #:	ST/WALLE	
Description	G4 Bi-Pin Black Brass Wall Wash	
Housing	Cast Brass	
Finish	Gun Metal Black	
Wiring	72" of usable #18-2	
Lamp Base	(Bi-pin)	
Dimensions	2.5"D x 3.875" H x 3.875"W	
	Includes 8" slotted stake with brass insert - clear & frosted lens	
Warranty	10 Year	
Ordering Guide		
ST/WALLE	Fixture Only - Fits G4 Bi-Pin	\$94.97
ST/WALLE27	120°, 2700K, 360lm	\$107.97
ST/WALLE30	120°, 3000K, 400lm	\$107.97

FX

WALL WASH

CW



ITEM #:	FX/CW-51NLFB	
Housing	Brass Construction	
Wiring	120" of usable #18-2	
Lamp Base	MR16	
Finish	Black	
	Includes 10" ABS slotted installation spike - No Lamp Supplied	
Dimensions	6.2" H x 4.4" W	
Warranty	10 Year	
\$		\$189.99

2700K 120° LED

3000K 120° LED

ITEM #: BRI/1579
4W, 350lm **\$29.99**



ITEM #: BRI/1777
4W, 420lm **\$29.99**



WAC

LINEAR LIGHT LED

6401



ITEM #:	WAC/6401-(27/30)(BK/BZ)	
Finish	BK - Black BZ - Bronze	
Available Colour Temp :	27 - 2700K *Special Order* 30 - 3000K	
Dimensions	7.25" W x 2.25"H	
Wattage	1-6W	
Beam Spread	110° x 90° w/ (90° Rotation Aiming)	
Colour Temp / Lumen	3000K / 190 lm	
Operating Range	9-15 VAC/DC	
Includes	Base Mount, Riser Mount & Extension	
Use	Back Lighting & Grazing Low Profile Pathway Lighting	
Warranty	10 Year	
\$		\$248.99



ACCENT

WALL WASH

DOWN

PATHWAY

HARDSCAPE

DECK & WALL

RECESSED

SPECIALTY

RGBW

LED LAMPS



TRANSFORMERS



ACCESSORIES




WALL & POST

FANS

12V DOWN

FX	MR16 DOWN	MD																		
	<p style="text-align: center;">Recommended:</p> <p>ITEM #: ST/3W6030K 3W, 60°, 3000K 380lm \$24.97</p> 	<table border="0" style="width: 100%;"> <tr> <td style="border-bottom: 1px solid black;">ITEM #:</td> <td style="border-bottom: 1px solid black;">FX/MDNL(FINISH)</td> </tr> <tr> <td>Housing</td> <td>Cast Aluminum</td> </tr> <tr> <td>Finish</td> <td>BZ - Bronze Metallic FB - Black</td> </tr> <tr> <td>Wiring</td> <td>16" of usable #18-2</td> </tr> <tr> <td>Lamp Base</td> <td>MR16 (Bi-pin)</td> </tr> <tr> <td>Includes</td> <td>Mini Mount Included</td> </tr> <tr> <td>Dimensions</td> <td>10.5"L x 2.9" W</td> </tr> <tr> <td>Warranty</td> <td>10 Year Limited</td> </tr> <tr> <td style="text-align: right;">\$</td> <td style="text-align: right;">\$187.99</td> </tr> </table>	ITEM #:	FX/MDNL(FINISH)	Housing	Cast Aluminum	Finish	BZ - Bronze Metallic FB - Black	Wiring	16" of usable #18-2	Lamp Base	MR16 (Bi-pin)	Includes	Mini Mount Included	Dimensions	10.5"L x 2.9" W	Warranty	10 Year Limited	\$	\$187.99
ITEM #:	FX/MDNL(FINISH)																			
Housing	Cast Aluminum																			
Finish	BZ - Bronze Metallic FB - Black																			
Wiring	16" of usable #18-2																			
Lamp Base	MR16 (Bi-pin)																			
Includes	Mini Mount Included																			
Dimensions	10.5"L x 2.9" W																			
Warranty	10 Year Limited																			
\$	\$187.99																			

KICHLER	MR16 BRASS DOWN	15486																				
	<p style="text-align: center;">Recommended:</p> <p>ITEM #: K/18133 4W, 60°, 3000 \$39.99</p> 	<table border="0" style="width: 100%;"> <tr> <td style="border-bottom: 1px solid black;">ITEM #:</td> <td style="border-bottom: 1px solid black;">K/15486CBR</td> </tr> <tr> <td>Housing</td> <td>Brass with long cowl & hexcell lens</td> </tr> <tr> <td>Finish</td> <td>CBR - Centennial Brass</td> </tr> <tr> <td>Wiring</td> <td>36" of usable #18-2</td> </tr> <tr> <td>Lamp Base</td> <td>MR16 (Bi-pin)</td> </tr> <tr> <td>Includes</td> <td>Mount Included</td> </tr> <tr> <td>LED Lamp Options</td> <td>4W, 5W, 7W in (15°, 30°, 60°)</td> </tr> <tr> <td>Dimensions</td> <td>11.5"L x 2.25" W</td> </tr> <tr> <td>Warranty</td> <td>Limited Lifetime</td> </tr> <tr> <td style="text-align: right;">\$</td> <td style="text-align: right;">\$149.98</td> </tr> </table>	ITEM #:	K/15486CBR	Housing	Brass with long cowl & hexcell lens	Finish	CBR - Centennial Brass	Wiring	36" of usable #18-2	Lamp Base	MR16 (Bi-pin)	Includes	Mount Included	LED Lamp Options	4W, 5W, 7W in (15°, 30°, 60°)	Dimensions	11.5"L x 2.25" W	Warranty	Limited Lifetime	\$	\$149.98
ITEM #:	K/15486CBR																					
Housing	Brass with long cowl & hexcell lens																					
Finish	CBR - Centennial Brass																					
Wiring	36" of usable #18-2																					
Lamp Base	MR16 (Bi-pin)																					
Includes	Mount Included																					
LED Lamp Options	4W, 5W, 7W in (15°, 30°, 60°)																					
Dimensions	11.5"L x 2.25" W																					
Warranty	Limited Lifetime																					
\$	\$149.98																					

STRIKER	MR16 BLACK BRASS DOWN	LUNOR																																							
<p><i>50' Lead Wire!</i></p> 	 <p style="text-align: center;">Recommended:</p> <p>ITEM #: ST/3W6030K 3W, 60°, 3000K 380lm \$24.97</p> 	<table border="0" style="width: 100%;"> <tr> <td style="border-bottom: 1px solid black;">ITEM #:</td> <td colspan="2" style="border-bottom: 1px solid black;">ST/LUNOR</td> </tr> <tr> <td>Description</td> <td colspan="2">MR16 Black Brass Down Accent</td> </tr> <tr> <td>Housing</td> <td colspan="2">Cast Brass</td> </tr> <tr> <td>Finish</td> <td colspan="2">Gun Metal Black</td> </tr> <tr> <td>Wiring</td> <td colspan="2">50' of usable #18-2</td> </tr> <tr> <td>Lamp Base</td> <td colspan="2">MR16 (Bi-pin)</td> </tr> <tr> <td>Dimensions</td> <td colspan="2">2.125"D x 8.75"H</td> </tr> <tr> <td>Includes</td> <td colspan="2">tree bracket, locknut & pre-installed honeycomb louver</td> </tr> <tr> <td>Warranty</td> <td colspan="2">10 Year</td> </tr> <tr> <td style="border-bottom: 1px solid black;">Ordering Guide</td> <td colspan="2" style="border-bottom: 1px solid black;"></td> </tr> <tr> <td>ST/LUNOR</td> <td>Fixture Only - Fits MR16</td> <td style="text-align: right;">\$134.97</td> </tr> <tr> <td>ST/LUNOR27</td> <td>60°, 2700K, 370lm</td> <td style="text-align: right;">\$154.97</td> </tr> <tr> <td>ST/LUNOR30</td> <td>60°, 3000K, 380lm</td> <td style="text-align: right;">\$154.97</td> </tr> </table>	ITEM #:	ST/LUNOR		Description	MR16 Black Brass Down Accent		Housing	Cast Brass		Finish	Gun Metal Black		Wiring	50' of usable #18-2		Lamp Base	MR16 (Bi-pin)		Dimensions	2.125"D x 8.75"H		Includes	tree bracket, locknut & pre-installed honeycomb louver		Warranty	10 Year		Ordering Guide			ST/LUNOR	Fixture Only - Fits MR16	\$134.97	ST/LUNOR27	60°, 2700K, 370lm	\$154.97	ST/LUNOR30	60°, 3000K, 380lm	\$154.97
ITEM #:	ST/LUNOR																																								
Description	MR16 Black Brass Down Accent																																								
Housing	Cast Brass																																								
Finish	Gun Metal Black																																								
Wiring	50' of usable #18-2																																								
Lamp Base	MR16 (Bi-pin)																																								
Dimensions	2.125"D x 8.75"H																																								
Includes	tree bracket, locknut & pre-installed honeycomb louver																																								
Warranty	10 Year																																								
Ordering Guide																																									
ST/LUNOR	Fixture Only - Fits MR16	\$134.97																																							
ST/LUNOR27	60°, 2700K, 370lm	\$154.97																																							
ST/LUNOR30	60°, 3000K, 380lm	\$154.97																																							

STRIKER

TREE MOUNT

MOUNTIE



Fixture Not Included

ITEM #:	ST/MOUNTIE(FINISH)
Housing	Stainless Steel
Finish	BK - Black BZ - Bronze
Socket Thread	Female 1/2" NPT
Internal Hex	5/16" Hex Drive Total Length: 7.25"
Dimensions	Total Screw Length: 5.5" Socket Diameter: 1" Socket Length: 1.75" Thread Length: 2"
Warranty	10 Year
\$	\$34.97

LA VIDA LOCA

ALL INCLUSIVE REWARDS TRIP

Designed for the Canadian Contractor

How To Earn A Trip?

Purchase Target

OR

Growth Target

In Partnership with
KICHLER

FAQ:

Do I need to sign up?
Nope! Purchase's through Linzel or a Platinum Dealer will be tracked by us!

Can I pre-register?
Yes, pre-registration is recommended as space is limited.

What are the Purchase and Growth Targets?
Purchase Target's for 2026 will be \$35,000 in Kichler product. For your personalized growth target, please reach out!

Where is the trip and what is the value?
All 'La Vida Loca' Rewards trips are at 4-star All-Inclusives in Mexico. Typical value is \$2500-3000 per person. Trip includes air travel, transfers, all inclusive hotel for two people.

- ACCENT
- WALL WASH
- DOWN
- PATHWAY
- HARDSCAPE
- DECK & WALL
- RECESSED
- SPECIALTY
- RGBW
- LED LAMPS
- TRANSFORMERS
- ACCESSORIES
- WALL & POST
- FANS



KICHLER

8" DOME LED

15810



ITEM #:	K/15810(FINISH)30
Housing	Cast Aluminum
Watts / VA	Integrated LED 3W (4.5 VA)
Colour Temp / Lumen	3000K / 250 lm
Finish	AZT - Textured Arch. Bronze BKT - Textured Black
Wiring	30" of usable #18-2
Operating Range	9V - 15V AC/DC
Dimensions	21" H x 8.25" W
	Includes 8" slotted in-ground stake and 2 gel-filled wire nuts
Warranty	15 Year
\$	\$269.99

KICHLER

SHALLOW SHADE LED

16196BKT



ITEM #:	K/16196BKT(27/30)
Housing	Cast Aluminum
Watts / VA	Integrated LED 2W (5.8 VA)
Colour Temp / Lumen	2700K / 180 lm 3000K / 180 lm
Finish	BKT - Textured Black
Wiring	30" of usable #18-2
Operating Range	9V - 15V AC/DC
Dimensions	24" H x 6" Shade
	Includes 8" slotted in-ground stake and 2 gel-filled wire nuts
Warranty	15 Year
\$	\$249.98

KICHLER

8" DOME

15310



ITEM #:	K/15310(FINISH)
Housing	Cast Aluminum
Lamp Base	T5 Wedge Base Socket
Supplied Lamp	16.25W Xenon
Finish	AZT - Textured Arch. Bronze \$119.98 BKT - Textured Black \$119.98
Wiring	24" of usable #18-2
Dimensions	21" H x 8.25" W
Includes	8" ground stake
Warranty	5 Year

Premium LED	
ITEM #:	K/18205
2W, 200lm	\$39.99
3000K	



Alternative LED	
ITEM #:	K/18225
1.5W, 180lm	\$19.99
3000K	



KICHLER

NINETY LED

16261BKT



ITEM #:	K/16261BKT(27/30)
Housing	Cast Aluminum
Watts / VA	Integrated LED 2.75W (3.9 VA)
Colour Temp / Lumen	2700K / 120lm 3000K / 120 lm
Finish	BKT - Textured Black
Wiring	30" of usable #18-2
Operating Range	9V - 15V AC/DC
Dimensions	22.5" H x 7.3"L x 2.4"W
	Includes 14" in-ground stake and 2 gel-filled wire nuts
Warranty	15 Year
\$	\$229.98

KICHLER

CURVED LED

16260BKT



ITEM #:	K/16260BKT(27/30)
Housing	Cast Aluminum
Watts / VA	Integrated LED 2.75W (3.9 VA)
Colour Temp / Lumen	2700K / 165 lm 3000K / 165 lm
Finish	BKT - Textured Black
Wiring	30" of usable #18-2
Operating Range	9V - 15V AC/DC
Dimensions	22.5" H x 7.6"L x 3"W
	Includes 14" in-ground stake and 2 gel-filled wire nuts
Warranty	15 Year
\$	\$209.98

KICHLER

AIMED LED

16263BKT



ITEM #:	K/16263BKT(27/30)
Housing	Cast Aluminum
Watts / VA	Integrated LED 5W (6.7 VA)
Colour Temp / Lumen	2700K / 135 lm 3000K / 135 lm
Finish	BKT - Textured Black
Wiring	30" of usable #18-2
Operating Range	9V - 15V AC/DC
Dimensions	25.4" H x 3.4"L x 4.6"W
	Includes 14" in-ground stake and 2 gel-filled wire nuts
Warranty	15 Year
\$	\$259.98

LED tilts up to 45 degrees forward or backward

ACCENT

WALL WASH

DOWN

PATHWAY

HARDSCAPE

DECK & WALL

RECESSED

SPECIALTY

RGBW

LED LAMPS

TRANSFORMERS

ACCESSORIES

WALL & POST

FANS



KICHLER

6" DOME

15470



ITEM #:	K/15470(FINISH)	
Housing	Cast Aluminum	
Lamp Base	T5 Wedge Base Socket	
Supplied Lamp	Lamp Not Included	
Finish	AZT - Textured Arch. Bronze	\$119.99
	BKT - Textured Black	\$119.99
Wiring	24" of usable #18-2	
Dimensions	21" H x 8.25" W	
Includes	8" ground stake	
Warranty	5 Year On Fixture And Finish	

Premium LED	
ITEM #:	K/18205
2W, 200lm	\$39.99
3000K	



Alternative LED	
ITEM #:	K/18225
1.5W, 180lm	\$19.99
3000K	



KICHLER

TWO ARM

15844



ITEM #:	K/15844(FINISH)	
Housing	Cast Aluminum	
Lamp Base	T5 Wedge Base Socket	
Supplied Lamp	Lamp Not Included	
Finish	AZT - Textured Arch. Bronze	\$179.98
	BKT - Textured Black	\$179.98
Wiring	48" of usable #18-2	
Dimensions	22" H x 3" W x 6" Ext	
Includes	8" ground stake	
Warranty	5 Year	

Recommended:	
ITEM #:	K/18121
2W, 130lm,	\$44.98
3000K, 120°	



KICHLER

RIGHT ANGLE

15846



ITEM #:	K/15846(FINISH)	
Housing	Cast Aluminum	
Lamp Base	T5 Wedge Base Socket	
Supplied Lamp	Lamp Not Included	
Finish	AZT - Textured Arch. Bronze	\$179.98
	BKT - Textured Black	\$179.98
Wiring	48" of usable #18-2	
Dimensions	22" H x 1.5" W x 5.75" Ext	
Includes	8" ground stake	
Warranty	5 Year	

Recommended:	
ITEM #:	K/18121
2W, 130lm	\$44.98
3000K, 120°	



STRIKER

DOME BLACK BRASS

SCEPTRE



Recommended:

ITEM #: ST/3WG436030K
3W, 360°, 3000K
\$15.97



ITEM #:	ST/SCEPTRE	
Description	G4 BiPin Black Brass Path	
Housing	Cast Brass	
Finish	Gun Metal Black	
Wiring	72" of usable #18-2	
Lamp Base	G4 Bi-pin	
Dimensions	21.5"H x 7"W 12" stake & 8" slotted stake with brass insert	
Warranty	10 Year	
Ordering Guide		
ST/SCEPTRE	Fixture Only - Fits G4 Bi-pin	\$104.97
ST/SCEPTRE27	3W, 360°, 2700K, 200lm	\$117.97
ST/SCEPTRE30	3W, 360°, 3000K, 200lm	\$117.97

STRIKER

MODERN BLACK BRASS

NINETY



Recommended:

ITEM #: ST/3WG412030K
3W, 120°, 3000K
\$15.97



ITEM #:	ST/NINETY	
Description	G4 BiPin Black Brass Path	
Housing	Cast Brass	
Finish	Gun Metal Black	
Wiring	72" of usable #18-2	
Lamp Base	G4 Bi-pin	
Dimensions	22"H x 2"W x 6"D 12" stake & 8" slotted stake with brass insert - clear & frosted lens	
Warranty	10 Year	
Ordering Guide		
ST/NINETY	Fixture Only - Fits G4 Bi-pin	\$169.97
ST/NINETY27	3W, 120°, 2700K, 150lm	\$182.97
ST/NINETY30	3W, 120°, 3000K, 160lm	\$182.97

STRIKER

CONTEMPORARY BLACK BRASS

BLADE



Recommended:

ITEM #: ST/3WG412030K
3W, 120°, 3000K
\$15.97



ITEM #:	ST/BLADE	
Description	G4 BiPin Black Brass Path	
Housing	Cast Brass	
Finish	Gun Metal Black	
Wiring	72" of usable #18-2	
Lamp Base	G4 Bi-pin	
Dimensions	23.5"H x 3"W x 4.625"D 12" stake & 8" slotted stake with brass insert - clear & frosted lens	
Warranty	10 Year	
Ordering Guide		
ST/BLADE	Fixture Only - Fits G4 Bi-pin	\$209.97
ST/BLADE27	3W, 120°, 2700K, 180lm	\$222.97
ST/BLADE30	3W, 120°, 3000K, 190lm	\$222.97



- ACCENT
- WALL WASH
- DOWN
- PATHWAY
- HARDSCAPE
- DECK & WALL
- RECESSED
- SPECIALTY
- RGBW
- LED LAMPS
- TRANSFORMERS
- ACCESSORIES
- WALL & POST
- FANS

KICHLER

TRADITIONAL

15478



ITEM #:	K/15478(FINISH)	
Housing	Cast Aluminum (BKT) or Cast Brass (CBR)	
Lamp Base	Bi-pin	
Finish	BKT - Textured Black	\$109.98
	CBR - Centennial Brass	\$199.98
Wiring	30" of usable #18-2	
Dimensions	23.07" H x 6.77" W	
Includes	8" ground stake	
Warranty	Limited Lifetime	

Premium LED	
ITEM #:	K/18205
2W, 200lm	\$39.99
3000K	



Alternative LED	
ITEM #:	K/18225
1.5W, 180lm	\$19.99
3000K	



KICHLER

MR8 BRASS DIRECTIONAL

PL1



ITEM #:	K/15483CBR-PL1	
Housing	Cast Brass	
Lamp Base	MR 8	
Finish	CBR - Centennial Brass	\$205.98
Wiring	36" of usable #18-2	
Dimensions	21" H x 1.5" W (18" Stem)	
Includes	8" ground stake	
Warranty	Limited Lifetime	

Recommended:	
ITEM #:	K/18157
1.5W, 150lm, 60°	\$42.99
3000K	



STRIKER

MR8 BLACK BRASS DIRECTIONAL

TORCHWAY



Recommended:	
ITEM #:	ST/1W3030K
1W, 30°, 3000K	\$19.97



ITEM #:	ST/TORCHWAY	
Description	MR8 Accent Black Brass Path	
Housing	Cast Brass	
Finish	Gun Metal Black	
Wiring	72" of usable #18-2	
Lamp Base	MR 8	
Dimensions	21"H x 1.25"W x 5.125"D	
Includes	8" Slotted stake with brass insert	
Warranty	10 Year	

Ordering Guide		
ST/TORCHWAY	Fixture Only - Fits MR8 Bi-pin	\$134.97
ST/TORCHWAY27	3W, 120°, 2700K, 180lm	\$149.97
ST/TORCHWAY30	3W, 120°, 3000K, 190lm	\$149.97

KICHLER

ADJUSTABLE SMALL

15502

Adjustable up to 36"



ITEM #:	K/15502CBR	
Housing	Cast Brass	
Lamp Base	Bi-pin	
Finish	CBR - Centennial Brass	\$234.99
Wiring	36" of usable #18-2	
Dimensions	19.5 - 36" H x 4" W	
Includes	8" ground stake	
Warranty	Limited Lifetime	

Premium LED

ITEM #:	K/18207
2W, 200lm	\$39.99
3000K	



Alternative LED

ITEM #:	K/18223
1.5W, 180lm	\$19.99
3000K	



KICHLER

ADJUSTABLE LARGE

15503

Adjustable up to 36"



ITEM #:	K/15503CBR	
Housing	Cast Brass	
Lamp Base	Bi-pin	
Finish	CBR - Centennial Brass	\$259.99
Wiring	36" of usable #18-2	
Dimensions	20-36" H x 8" W	
Includes	8" ground stake	
Warranty	Limited Lifetime	

Premium LED

ITEM #:	K/18207
2W, 200lm	\$39.99
3000K	



Alternative LED

ITEM #:	K/18223
1.5W, 180lm	\$19.99
3000K	



KICHLER

MISSIONARY

15480CBR



ITEM #:	K/15480CBR	
Housing	Cast Brass	
Lamp Base	Bi-pin	
Finish	CBR - Centennial Brass	\$239.99
Wiring	36" of usable #18-2	
Dimensions	22.95" H x 8.5" W	
Includes	8" ground stake	
Warranty	Limited Lifetime	

Premium LED

ITEM #:	K/18207
2W, 200lm	\$39.99
3000K	



Alternative LED

ITEM #:	K/18223
1.5W, 180lm	\$19.99
3000K	



- ACCENT
- WALL WASH
- DOWN
- PATHWAY
- HARDSCAPE
- DECK & WALL
- RECESSED
- SPECIALTY
- RGBW
- LED LAMPS
- TRANSFORMERS
- ACCESSORIES
- WALL & POST
- FANS

STRIKER



Recommended:

ITEM #: ST/G430

2W, 360°, 3000K

\$12.97



SMALL BOLLARD

ITEM #:	ST/FARO	
Description	360° Glow for low level plants	
Housing	Cast Aluminum with Frosted Glass	
Finish	Textured Black	
Wiring	72" of usable #18-2	
Lamp Base	G4 Bi-pin (Lamp Not Supplied)	
Dimensions	15" H x 2.5" D	
	10" ground stake & surface mount included	
Warranty	5 Year	
Ordering Guide		
ST/FARO	Fixture Only - Fits G4 Bi-pin	\$139.97
ST/FARO27	2W, 360°, 2700K, 180lm	\$149.97
ST/FARO30	2W, 360°, 3000K, 180lm	\$149.97

STRIKER



Recommended:

ITEM #: ST/G430

2W, 360°, 3000K

\$12.97



BOLLARD

ITEM #:	ST/FAROXL	
Description	360° Glow for taller plants	
Housing	Cast Aluminum with Frosted Glass	
Finish	Textured Black	
Wiring	72" of usable #18-2	
Lamp Base	G4 Bi-pin (Lamp Not Supplied)	
Dimensions	24" H x 2.5" D	
	10" ground stake & surface mount included	
Warranty	5 Year	
Ordering Guide		
ST/FAROXL	Fixture Only - Fits G4 Bi-pin	\$159.97
ST/FAROXL27	2W, 360°, 2700K, 180lm	\$169.97
ST/FAROXL30	2W, 360°, 3000K, 180lm	\$169.97

WAC



LEDGE LED

ITEM #:	WAC/6081-(27/30)BK	
Housing	Cast Aluminum	
Watts / VA	Integrated LED 3W	
Available	27 - 2700K	
Colour Temp :	30 - 3000K	
Finish	BK - BLACK	
Lumen	105 lm	
Wiring	72" of usable #18-2	
Operating Range	9V - 15V AC/DC	
Dimensions	23" H x 3.5" W x 5.5" D	
	Includes 8" slotted in-ground stake and 2 gel-filled wire nuts	
Warranty	10 Year	
\$		\$396.99

STRIKER

SMALL BOLLARD

ORBIX



ITEM #:	ST/ORBIX
Housing	Cast Aluminum
LED: Watts / VA	Integrated CREE LED 3W (4.5 VA) LED source can be titled 60 degrees for a custom light spread
Beam Spread / CRI	60° / 89+
Colour Temp / Lumen	3000K / 190 lm
Finish	Textured Black
Wiring	72" of usable #18-2
Operating Range	9V - 15V AC
Dimensions	8.2" H x 3.15" W Includes 10" aluminum stake, snap-on hexcell & eyelid lens
Warranty	5 Year
\$	\$149.97

STRIKER

BOLLARD

OBRIXXL



ITEM #:	ST/ORBIXXL
Housing	Cast Aluminum
LED: Watts / VA	Integrated CREE LED 3W (4.5 VA) LED source can be titled 180 degrees for a custom light spread
Beam Spread / CRI	60° / 89+
Colour Temp / Lumen	3000K / 190 lm
Finish	Textured Black
Wiring	72" of usable #18-2
Operating Range	9V - 15V AC
Dimensions	19.5" H x 3.15" W Includes 10" aluminum stake, snap-on hexcell & eyelid lens
Warranty	5 Year
\$	\$199.97

WAC

SLOPE LED

6021



ITEM #:	WAC/6021-(27/30)BK
Housing	Cast Aluminum
Watts / VA	Integrated LED 2.9W
Available	27 - 2700K
Colour Temp :	30 - 3000K
Finish	BK - BLACK
Lumen	95 lm
Wiring	72" of usable #18-2
Operating Range	9V - 15V AC/DC
Dimensions	23.5" H x 3" W x 4"D Includes 8" slotted in-ground stake and 2 gel-filled wire nuts
Warranty	10 Year
\$	\$396.99

ACCENT

WALL WASH

DOWN

PATHWAY

HARDSCAPE

DECK & WALL

RECESSED

SPECIALTY

RGBW

LED LAMPS

TRANSFORMERS

ACCESSORIES

WALL & POST

FANS



12V HARDSCAPE & COPING

KICHLER

3.5" HARDSCAPE LED

16100



ITEM #:	K/16100(FINISH)30
Housing	Cast Aluminum, 270° pivot rotation, custom optics ensure uniform distribution eliminating hot spots
Watts / VA	Integrated LED 0.3W / 0.6VA
Colour Temp / Lumen	3000K / 10 lm
Finish	AZT - Textured Arch. Bronze GRY - Textured Grey SD - Textured Sand BKT - Textured Black
Wiring	70" of usable #18-2
Operating Range	9-15V AC/DC w/ 4kV surge protection
Dimensions	0.75" H x 3" W x 3" L
Warranty	15 Year
\$	\$89.98

KICHLER

6" HARDSCAPE LED

16101



ITEM #:	K/16101(FINISH)(27/30)
Housing	Cast Aluminum, 270° pivot rotation, custom optics ensure uniform distribution eliminating hot spots
Watts / VA	Integrated LED 0.9W / 1.5VA
Colour Temp / Lumen	3000K / 40 lm 2700K / 40 lm
Finish	3000K: AZT - Arch. Bronze GRY - Grey SD - Sand BKT - Black 2700K: GRY - Grey BKT - Black
Wiring	70" of usable #18-2
Operating Range	9-15V AC/DC w/ 4kV surge protection
Dimensions	0.75" H x 3" W x 6" L
Warranty	15 Year
\$	\$99.98

KICHLER

12" HARDSCAPE LED

16102



ITEM #:	K/16102(FINISH)30
Housing	Cast Aluminum, 270° pivot rotation, custom optics ensure uniform distribution eliminating hot spots
Watts / VA	Integrated LED 1.9W / 2.9VA
Colour Temp / Lumen	3000K / 85 lm
Finish	AZT - Textured Arch. Bronze GRY - Textured Grey SD - Textured Sand BKT - Textured Black
Wiring	70" of usable #18-2
Operating Range	9-15V AC/DC w/ 4kV surge protection
Dimensions	0.75" H x 3" W x 12" L
Warranty	15 Year
\$	\$179.98

KICHLER

18" HARDSCAPE LED

16103



ITEM #:	K/16103(FINISH)30
Housing	Cast Aluminum, 270° pivot rotation, custom optics ensure uniform distribution eliminating hot spots
Watts / VA	Integrated LED 2.7W / 3.8VA
Colour Temp / Lumen	3000K / 125 lm
Finish	AZT - Textured Arch. Bronze GRY - Textured Grey SD - Textured Sand BKT - Textured Black
Wiring	70" of usable #18-2
Operating Range	9-15V AC/DC w/ 4kV surge protection
Dimensions	0.75" H x 3" W x 18" L
Warranty	15 Year
\$	\$249.99



Photo Courtesy of
Dicam Landscaping & Jeremy James Visuals

GENERAL FIXTURE SPACING GUIDELINE

ITEM	16100 (3.5")	16101 (6")	16102 (12")	16103 (18")
Mounting Height	Recommended Spacing (centre-to-centre of fixtures)			
6"-18"	3'-4'	4'-5'	-	-
24"	3'-4'	4'-5'	6'-8'	-
36"	-	4'-6'	6'-8'	6'-8'
48"	-	4'-6'	6'-8'	6'-8'
60"	-	-	6'-8'	6'-8'

Highlighted values are optimal selections for mounting height application
Tip: Use centering notch on mounting bracket to aid in spacing layout during installation.



- ACCENT
- WALL WASH
- DOWN
- PATHWAY
- HARDSCAPE**
- DECK & WALL
- RECESSED
- SPECIALTY
- RGBW
- LED LAMPS
- TRANSFORMERS
- ACCESSORIES
- WALL & POST
- FANS



12V DECK & WALL

BRILLIANCE



The Brilliance LED AC Strip Light is rated for outdoor use and can be directly connected to an existing 8-16VAC landscape lighting system. Great accent lighting for stairs, railings and overhangs. The LED's on this Strip Light are encased in non-yellowing material.

Features:

- Dimmable with most magnetic transformers
- Max length per power feed is 39.4'
- Available in FULL ROLLS of 25 metre (82') reels or custom cut to specific lengths.
- Cut marks every 10cm (4")

Recommended:

ITEM #: **FX/DIMLV** **\$213.99**

Handles up to 120W load. Four backlit buttons enable easy intensity adjustments.

Dimming from 0% - 100%. Fully potted. Fits in standard junction boxes.



FLEX STRIP

ITEM #:	BRI/5554	BRI/9903	BRI/9156	BRI/0039
Description	Flexible tape light			
Wattage / VA	1.8W / 3VA per metre			
Lumens	45 per ft			
Colour Temp	2700K	2700K	3000K	3000K
Operating Range	8 - 16 VAC			
CRI	80			
IP	65			
Lamp Life	35,000 Hours			
Warranty	3 Year			
Roll Length	82'	32'	82'	32'
\$ per ft.	\$26.99/ft.	-	\$26.99/ft.	-
Full Roll \$	\$1991.99 / 82'	\$878.99 / 32'	\$1991.99 / 82'	\$878.99 / 32'



Strip Light



Channel w/ Groove & Glare Shield



Channel w/ Groove



ACCESSORIES



ITEM #: **BRI/6988**
Description: **1" 90° Jumper Connection Kit**
\$ **\$33.99**



ITEM #: **BRI/5448**
Description: **10" Power Feed Kit**
\$ **\$29.99**



ITEM #: **BRI/6087**
Description: **3'2" 'T' Power Feed Kit**
\$ **\$41.99**



ITEM #: **BRI/6070**
Description: **End Cap Kit**
\$ **\$4.99**



ITEM #: **BRI/7510**
Description: **Channel (1m)**
\$ **\$53.99**



ITEM #: **BRI/7527**
Description: **Channel with Shield (1m)**
\$ **\$55.99**



ITEM #: **BRI/5431**
Description: **Clip & Screw Kit 50pc - 100 screws**
\$ **\$89.99**



ITEM #: **BRI/7534**
Description: **Channel Diffuser**
\$ **\$9.99**



ITEM #: **BRI/7541**
Description: **Attachment Clip for Channel**
\$ **\$6.99**



ITEM #: **BRI/5424**
Description: **Double Side Connector Kit**
\$ **\$10.99**



ITEM #: **BRI/6063**
Description: **10" Jumper Connector Kit**
\$ **\$33.99**



ITEM #: **BRI/7671**
Description: **8" Stealth Connector Shields**
\$ **\$29.99**

KICHLER

CONTEMPORARY LED

16172

Surface Mount -No Backbox



ITEM #:	K/16172 (FINISH)30	
Housing	Low-profile without a junction box	
Watts / VA	Integrated LED .82W, 1.45VA	
Colour Temp / Lumen	3000K / 17 lm	
Finish	AZT - Textured Arch. Bronze	\$179.99
	BKT - Textured Black	\$179.98
Wiring	84" of usable #18-2	
Operating Range	9V - 15V AC/DC	
Dimensions	2.6" H x 6.2" W x 0.75"D	
Warranty	10 Year / 40,000 hours	

STRIKER

MINIMALIST LED

ECLIPSE



ITEM #:	ST/ECLIPSE	
Housing	316 Stainless Steel	
Beam Spread	180°	
Wattage Lumen	0.2W 3.5 lm	
Colour Temp	3000K	
Light Source	1 integrated CREE LED	
Finish	Black & Stainless Steel Top Included	
Wiring	96" of usable #18-2	
Operating Range	9V - 15V AC/DC (non-dimmable)	
CRI/ IP Rating	80+ / IP67	
Dimensions	22mm Base 35mm Top 36mm H	
Warranty	5 Year	
\$	\$64.97	



- ACCENT
- WALL WASH
- DOWN
- PATHWAY
- HARDSCAPE
- DECK & WALL
- RECESSED
- SPECIALTY
- RGBW
- LED LAMPS
- TRANSFORMERS
- ACCESSORIES
- WALL & POST
- FANS

12V DECK & WALL

STRIKER

DECK LIGHT

KUBEY



ITEM #:	ST/KUBEY
Housing	Cast Aluminum
Watts / VA	Integrated LED 1W, 1.6 VA
Colour Temp / Lumen	3000K / 50 lm
CRI	91+
Finish	Black - ST/KUBEY White - ST/KUBEYWH
Wiring	96" of usable #18-2
Operating Range	9V - 15V AC/DC
Dimensions	2" H x 1.5" W x 1"D
Warranty	5 Year
\$	\$69.97

KICHLER

FUNDAMENTALS LED

16110




ITEM #:	K/16110(FINISH)30
Housing	Cast Aluminum
Watts / VA	Integrated LED .86W, 1.86 VA
Colour Temp / Lumen	3000K / 43 lm
Finish	AZT - Textured Arch. Bronze \$198.99 BKT - Textured Black \$159.98
Wiring	72" of usable #18-2
Operating Range	9V - 15V AC/DC
Dimensions	2.5" H x 3.25" W
Warranty	15 Year

KICHLER

FOUR CORNERS LED

16111



ITEM #:	K/16111(FINISH)30
Housing	Cast Aluminum
Watts / VA	Integrated LED .86W, 1.86 VA
Colour Temp / Lumen	3000K / 43 lm
Finish	AZT - Textured Arch. Bronze \$202.99 BKT - Textured Black \$159.98
Wiring	72" of usable #18-2
Operating Range	9V - 15V AC/DC
Dimensions	2.375" H x 3.19" W
Warranty	15 Year

KICHLER

LOUVERED

15066



ITEM #:	K/15066(FINISH)	
Housing	Cast Aluminum	
Lamp Base	T5 Wedge (Lamp Not Included)	
Finish	AZT - Textured Arch. Bronze	\$149.99
	BKT - Textured Black	\$149.98
Wiring	72" of usable #18-2	
Dimensions	6" H x 1.25" W	
Warranty	5 Year On Fixture And Finish	

Recommended:

ITEM #:	K/18225
Watts	1.5W (3000K)
\$	\$19.99



WAC

ROUND PATIO LED

3011



ITEM #:	WAC/3011-(27/30)BK	
Housing	Cast Aluminum	
Watts	2.8W	
Finish	BK - Black	
Colour Temp / Lumen	2700K / 60 lm	
	3000K / 60 lm	
CRI	90	
Operating Range	9V - 15V AC/DC	
Dimensions	3' x 1-5/8"D	
Warranty	5 Year	
\$		\$147.99

KICHLER

BRASS HALF MOON

15477



ITEM #:	K/15477CBR	
Housing	Cast Brass	
Lamp Base	T5 Wedge (Lamp Not Included)	
Finish	CBR - Centennial Brass	
Wiring	72" of usable #18-2	
Dimensions	3.43" H x 3.43" W	
Warranty	Limited Lifetime	
\$		\$129.98

Recommended:

ITEM #:	K/18121
2W, 130lm	\$44.98
3000K, 120°	



- ACCENT
- WALL WASH
- DOWN
- PATHWAY
- HARDSCAPE
- DECK & WALL
- RECESSED
- SPECIALTY
- RGBW
- LED LAMPS
- TRANSFORMERS
- ACCESSORIES
- WALL & POST
- FANS

12V DECK & WALL

STRIKER

CONTEMPORARY WALL LED

ORB DOWN



ITEM #:	ST/ORB-DOWN
Housing	Coated Aluminum
Beam Spread	70°
Wattage Lumen	3W 175lm
Colour Temp	3000K
Finish	Black
Wiring	120" of usable #18-2
Operating Range	9V - 15V AC/DC (non-dimmable)
CRI/ IP Rating	89+ / IP65
Dimensions	4.75"H x 3"W x 2.75"D
Warranty	5 Year
\$	\$139.97

STRIKER

CONTEMPORARY WALL LED

ORB UP-DOWN



ITEM #:	ST/ORB-UPDOWN
Housing	Coated Aluminum
Beam Spread	70°
Wattage Lumen	3W x 2 175lm x 2
Colour Temp	3000K
Finish	Black
Wiring	120" of usable #18-2
Operating Range	9V - 15V AC/DC (non-dimmable)
CRI/ IP Rating	89+ / IP65
Dimensions	6"H x 3"W x 2.75"D
Warranty	5 Year
\$	\$149.97

KICHLER

UP & DOWN SCONCE

15079



ITEM #:	K/15079BKT
Housing	Cast Aluminum
Lamp Base	T5 Wedge Base (x2)
Finish	BKT - Textured Black \$179.98
Wiring	70" of usable #18-2
Dimensions	6" H x 2.25" W
Warranty	5 Year On Fixture And Finish

Premium LED

ITEM #:	K/18199
1.2W, 100lm 3000K	\$29.99



Alternative LED

ITEM #:	K/18225
1.5W, 180lm 3000K	\$19.99



STRIKER

MODERN WALL LED

CUBIX DOWN



ITEM #:	ST/CUBIX(WH)-DOWN
Housing	Coated Aluminum
Beam Spread	90°
Wattage Lumen	3.6W 135 lm
Colour Temp	3000K
Available Finishes	Black - ST/CUBIX-DOWN White - ST/CUBIXWH-DOWN
Wiring	120" of usable #18-2
Operating Range	9V - 15V AC/DC (non-dimmable)
CRI/ IP Rating	96+ / IP65
Dimensions	3.5"W x 3.5"H x 3.5"D
Warranty	5 Year
\$	\$109.97

STRIKER

MODERN WALL LED

CUBIX UP-DOWN



ITEM #:	ST/CUBIX(WH)-UPDOWN
Housing	Coated Aluminum
Beam Spread	90°
Wattage Lumen	3.6W x 2 135 lm x 2
Colour Temp	3000K
Available Finishes	Black - ST/CUBIX-UPDOWN White - ST/CUBIXWH-UPDOWN
Wiring	120" of usable #18-2
Operating Range	9V - 15V AC/DC (non-dimmable)
CRI/ IP Rating	96+ / IP65
Dimensions	3.5"W x 3.5"H x 3.5"D
Warranty	5 Year
\$	\$124.97

WAC

WALL CYLINDER LED

3611



ITEM #:	WAC/3611-27/30/40BK
Housing	Cast Aluminum
Beam Spread	Continuously adjustable beam angles indexed at 35°, 45°, 55°. Output: Up Only, Down Only, Up & Down
Finish	BK - Black
Colour Temp / Lumen	2700K/3000K/4000K - Selectable
Lumen	325 lm
Wattage/VA	Brightness control 1-7.5W
Dimensions	6 3/8"H x 2 7/16"D
Operating Range	Constant output for 9V-15V input
CRI/ IP Rating	85+ / IP66
Warranty	10 Year
\$	\$359.99

- ACCENT
- WALL WASH
- DOWN
- PATHWAY
- HARDSCAPE
- DECK & WALL
- RECESSED
- SPECIALTY
- RGBW
- LED LAMPS
- TRANSFORMERS
- ACCESSORIES
- WALL & POST
- FANS



12V RECESSED

STRIKER

RECESSED LED

GEM

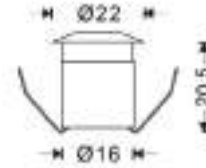


ITEM #:	ST/GEM	ST/GEMBK
Housing	316 Stainless Steel - allowing for installation around chlorinated and salt water pools Walk and drive-over rated	
Beam Spread	120°	
Colour Temp	3000K - Warm White	
Light Source	1 integrated Epistar LED	
Wattage / VA	0.2W 6 lm / 0.32 VA	
Light Reach	2 ft.	
Listing Approval	cETL listed for use in Canada	
Finish	SS: 316 Stainless Steel with frosted lens	BK: Electrophoretic Black 316 Stainless with frosted lens
	22mm Ring. 16 mm Body x 20.5H mm 0.86" Ring. 0.63" Body x 0.81" Height (2.4mm (3/32) above ground) Suggested opening: 0.70" or 18mm (11/16th drill bit)	
Dimensions		
Wiring	72" of usable #18-2	
Operating Range	9V - 15V AC	
IP Rating	IP67 Rated for wet locations	
Warranty	5 Year	
\$	\$39.97	\$39.97

Core Drill Accessories

ITEM #:

ST/GEM-COREBIT	5/8" Wet Core Bit
ST/WATERSWIVEL58	Water Swivel
ST/ADAPTER-5812	5/8"-11 & 1/2" Shank



Applications Include:

- Indicator light on pavers, decks or concrete
- Step lighting on entrance ways
- Down-lighting on pergolas or outdoor structures

Installation Tip: Use heat shrink on the connection for a professional, water tight installation!



Photo Courtesy of:
CMK Services Inc.




Photo Courtesy of:
Baun Landscapes &
Cameron St. Visual Storytelling

STRIKER

RECESSED LED

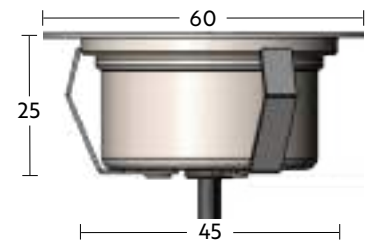
GEMXL



Core Drill Accessories

ITEM #:	
ST/GEMXL-COREBIT	2" Wet Core Bit
ST/WATERSWIVEL114	Water Swivel
ST/ADAPTER-11412	1 1/4"-7 & 1/2" Shank

ITEM #:	ST/GEMXL	ST/GEMXLBK
Housing	316 Stainless Steel 316 Stainless allows for installation around chlorinated and salt water pools Walk and drive-over rated	
Beam Spread	120°	
Colour Temp	3000K - Warm White	
Light Source	5 integrated Epistar LED	
Wattage / VA	0.5W 20 lm / 0.82 VA	
Light Reach	5 ft.	
Listing Approval	cETL listed for use in Canada	
Finish	SS: 316 Stainless body w/3mm toughened glass for drive-over rating with frosted lens	BK: Electrophoretic Black 316 Stainless body w/3mm toughened glass for drive-over rating with frosted lens
Dimensions	60mm Ring. 45 mm Body x 25H mm 2.36" Ring. 1.77" Body x 1.02" Height Suggested opening: 2" or 50mm	
Wiring	72" of usable #18-2	
Operating Range	9V - 15V AC	
IP Rating	IP67 Rated for wet locations	
Warranty	5 Year	
\$	\$89.97	\$89.97



CORING



	5/8" - 11 Arbor:	
ST/GEM-COREBIT	5/8" Wet Core Bit, 5/8"-11" Arbor, 14" drill depth	\$144.99
ST/WATERSWIVEL58	Water Swivel Adapters for Wet Core Bits 5/8"-11 Male / 5/8"-11 Female	\$219.99
ST/ADAPTER-5812	Adapters for Core Drill Bits 5/8"-11 Male / 1/2" Shank	\$79.99
	1 - 1/4" - 7 Arbor:	
ST/GEMXL-COREBIT	2" Wet Core Bit, 1-1/4"-7" Arbor, 14" drill depth	\$166.99
ST/AP-COREBIT	1-3/4" Wet Core Bit, 1-1/4"-7" Arbor, 14" drill depth	\$159.99
ST/WATERSWIVEL114	Water Swivel Adapters for Wet Core Bits 1-1/4"-7 Male / 1-1/4"-7 Female	\$279.99
ST/ADAPTER-11412	Adapters for Core Drill Bits 1-1/4"-7 Male / 1/2" Shank	\$109.99

Wet core drill bits with high diamond concentration and quality, for a faster coring and longer life. Perfect for drilling:

Drilling Method: Wet Only. **Equipment:** Hand held core drills or core drill rigs



- ACCENT
- WALL WASH
- DOWN
- PATHWAY
- HARDSCAPE
- DECK & WALL
- RECESSED
- SPECIALTY
- RGBW
- LED LAMPS
- TRANSFORMERS
- ACCESSORIES
- WALL & POST
- FANS

12V RECESSED

KICHLER

ALL PURPOSE



Core Drill Accessories

ITEM #:

ST/AP-COREBIT	1-3/4" Wet Core Bit
ST/WATERSWIVEL114	Water Swivel
ST/ADAPTER-11412	1 1/4"-7 & 1/2" Shank

Applications Include:

- Up-lighting on buildings or architectural features
- Indicator light on pavers, decks or concrete
- Path lighting on walkways, driveways or patios
- Step lighting on entrance ways
- Down-lighting on pergolas or outdoor structures

ITEM #:	K/16140CBRSS30	K/16141CBRSS30
Housing	316 Stainless Steel, Cast Brass or Black Brass Walk and drive-over rated Frosted Lens Included	
Beam Spread	3 field changeable beam spread optics included: 20°, 40° and 75° options putting light where you want it. *40° Installed*	
Colour Temp	3000K	
Light Source	1 integrated high-output LED	
Wattage/VA, Lumens	2W / 3.5VA 100 lm	3.5W / 5.5VA 200 lm
Halogen Replacement	10W	20W
Finish	CBRSSBKB- Stainless Steel, Centennial Brass, Black Brass	
Dimensions	2.25"D (Top) x 1.75"H x 1.5"D (Body)	
Wiring	72" of usable #18-2	
Operating Range	9V - 15V AC/DC with no loss of output	
Surge Protection	6000 Volt protection built on board	
CRI/ IP Rating	80+ / IP68	
	Includes 2 gel-filled wire nuts, retaining spring clip, compression sleeve, and 3 changeable optics. Fits within standard PVC piping sleeve (1.5" Schedule 80). Additional set of red o-rings is included for use with 1.5" conduit (1.5" Schedule 40).	
Warranty	10 Year	
\$	\$179.98	\$179.98



Installation Tips:	Included Sleeve:	Retention Clips:	Fixture with O-Rings:	Flush Mount:
Core Drill Sizes	1-3/4"	1-3/4"	1-5/8"	2-1/4"

ALL PURPOSE TOPPERS



ITEM #:	K/16148: Single	ITEM #:	K/16144: 2-Way	ITEM #:	K/16145: 4-Way	ITEM #:	K/16142: Cowl
CBR	\$57.99	CBR	\$55.99	CBR	\$55.99	CBR	\$51.99
BKB	\$61.99	BKB	\$61.99	BKB	\$61.99	BKB	\$61.99
SS	\$57.99	SS	\$57.99	SS	\$57.99	SS	\$57.99



ITEM #:	K/16146: Louvered	ITEM #:	K/16147: Square	ITEM #:	K/16143: Side Fire	ITEM #:	K/16149: Honeycomb
CBR	\$51.99	CBR	\$48.99	CBR	\$67.99	CBR	\$54.99
BKB	\$57.99	BKB	\$53.99	BKB	\$80.99	BKB	\$57.99
SS	\$48.99	SS	\$54.99	SS	\$76.99	SS	\$58.99

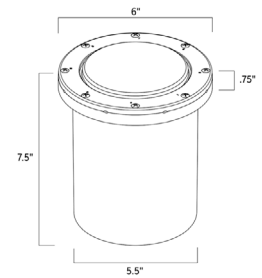
KICHLER

VLO IN-GROUND



ITEM #:	K/16023	K/16024	K/16025
Housing	Brass (CBR) Walk and drive-over rated		
Beam Spread	15°	35°	60°
Colour Temp	3000K		
Light Source	1 integrated high-output LED (12W/17 VA)		
Wattage/VA, Lumens	Level 1: 350lm Level 2: 550lm Level 3: 850lm		
Fixture Rotation Range	355° Horizontal - ± 30° Vertical		
Finish	CBR - Centennial Brass		
Wiring	60" of usable #18-2		
Operating Range	9V - 15V AC/DC with no loss of output		
Surge Protection	6000K Volt protection built on board		
CRI/ IP Rating	80+ / IP67 design provides protection against dust particles and temporary submersion in case of flooding & can handle statis loads up to 4600lbs		
	Includes 2 gel-filled wire nuts, magnetic key, 2 replacement screws, cowl, fixture, rubber washer and thumbscrew.		
Light Reach	Varies (30 Feet, 50 Feet, 75 Feet)		
Warranty	10 Year		
\$	\$550.99	\$519.99	\$514.99
Stock Status	10 Day Special Order		

Level 1	350 Lumens
Level 2	550 Lumens
Level 3	850 Lumens



ACCESSORIES



Name	SIDE FIRE	FOURWAY	COWL	ROCK GUARD	CONCRETE KIT	LENS CLIP *
SKU & Finish	16093CBR	16094CBR	16095CBR	16096CBR	16099BK	16097BK
Notes	Includes plastic dome lens that directs light out of the accessory opening for superior distribution.			* Lens Clip works with lenses: 16072AMB, 16072GRN, 16072FRO, 16072RD, 16072HGN, 16091FRO Beam Expander and 16075BK Hexcell Louver		
\$	\$155.99	\$155.99	\$129.99	\$127.99	\$85.99	\$30.99

- ACCENT
- WALL WASH
- DOWN
- PATHWAY
- HARDSCAPE
- DECK & WALL
- RECESSED**
- SPECIALTY
- RGBW
- LED LAMPS
- TRANSFORMERS
- ACCESSORIES
- WALL & POST
- FANS



KICHLER

MR16 ALL BRASS IN-GROUND

15481CBR



ITEM #:	K/15481CBR	
Housing	Cast Brass body with heat resistant frosted lens, removable pour sleeve	
Lamp Base	12V Bi-Pin MR16	
Supplied Lamp	Lamp Not Included	
Finish	CBR - Centennial Brass	\$179.99
Wiring	3/4" of #18-2	
Dimensions	4.52"W x 4.92"H	
Warranty	Limited Lifetime	

Recommended:

ITEM #:	K/18131
4W, 40°	\$39.99
3000K	



Optional Grate

ITEM #:	K/15482CBR
	\$94.99



KICHLER

MR16 BRASS TOP IN-GROUND

15495



ITEM #:	K/15495(FINISH)	
Housing	Cast Brass with tempered glass lens	
Lamp Base	12V Bi-Pin MR16.	
Supplied Lamp	Articulating socket to aim light source.	
	Lamp Not Included	
Finish	CBR - Centennial Brass	\$169.98
	BKB - Black Brass	\$220.99
Wiring	4/8" of #18-2	
Dimensions	5"W x 4.25"H	
Warranty	Limited Lifetime	

Recommended:

ITEM #:	K/18131
4W, 40°	\$39.99
3000K	



STRIKER

MR16 BLACK BRASS TOP IN-GROUND

VAULT



Recommended:

ITEM #:	ST/3W4030K
3W, 40°, 3000K	\$24.97



ITEM #:	ST/VAULT	
Housing	Cast Brass	
Description	MR 16 Black Brass In-Ground	
Finish	Gun Metal Black	
Wiring	7/2" of usable #18-2	
Lamp Base	MR16 (Bi-pin)	
Dimensions	4.875" (Top) x 4.5" H x 3.25"D (Bottom)	
	Includes Optional Hexcell Louver, Clear & Frosted Lens	
Warranty	10 Year	

Ordering Guide

ST/VAULT	Fixture Only - Fits MR16	\$99.97
ST/VAULT27	40°, 2700K, 370lm	\$119.97
ST/VAULT30	40°, 2700K, 380lm	\$119.97

KICHLER

MR16 ROCK GUARD IN-GROUND

15789CBR



ITEM #:	K/15789CBR	
Housing	Cast Brass with rock guard and composite housing	
Lamp Base	12V Bi-Pin MR16.	
Supplied Lamp	Articulating socket to aim light source.	
Finish	CBR - Centennial Brass	\$260.99
Wiring	48" of #18-2	
Dimensions	6.25"W x 6.25"H	
Warranty	Limited Lifetime	

Recommended:

ITEM #:	K/18131
4W, 40°	\$39.99
3000K	



FX

MR16 BRASS IN-GROUND

CN-51

Ring

Cowl

Round



Recommended: ITEM #: K/18131
4W, 40°, 3000K
\$39.99



ITEM #:	FX/CN51NL(RG/CW/RD)AB	
Housing	Brass fixture with black oxide stainless steel hardware	
Finish	Antique Bronze finish sealed with a clear TGIC powder-coat layer	
Model	RG - Ring	\$159.99
	CW - Cowl	
	RD - Round	
Wiring	120" of usable #18-2	
Lamp Base	MR16 (Bi-pin)	
	Lamp not included	
LED Lamp Options	4W, 5W, 7W (15°, 30°, 60° Available)	
Dimensions	5" H x 3.3" W	
	Fully potted to preven water intrusion, fits 2.5" conduit	
Warranty	10 Year	

KICHLER

MR8 RECESSED



Housing	Cast Brass with tempered glass lens	
Lamp Base	MR8 (Lamp Not Included)	
Finish	CBR - Centennial Brass	
Wiring	48" of usable #18-2	
Dimensions	2"D x 3"L	
Warranty	Limited Lifetime	
	Includes 5.5" plastic sleeve. Works with 1.25" Schedule 40 PVC. 1.25" core drill option without sleeve. Walk-over and drive-over rated.	

Recommended:

ITEM #: K/15490CBR	ITEM #: K/15491CBR	ITEM #: K/15492CBR	ITEM #:	K/18155
Basic Trim	Cowl	Louvered	Watts	1.5W, 40°
\$ 109.99	\$ 109.99	\$ 109.99	Colour Temp	3000K
			\$	\$42.99



ACCENT

WALL WASH

DOWN

PATHWAY

HARDSCAPE

DECK & WALL

RECESSED

SPECIALTY

RGBW

LED LAMPS

TRANSFORMERS

ACCESSORIES

WALL & POST

FANS

12V SPECIALTY

KICHLER

UNDERWATER LED

16027SS



Recommended:

ITEM #: K/16084BK
Weighted Base
\$58.99



Designed for underwater use in ponds, fountains, and other water features. Can also be used out of water as a mini accent light - ideal for wood decks, overhangs, pergolas and arbors.

ITEM #:	K/16027SS
Housing	316 Marine Stainless Steel
Beam Spread	60°
Colour Temp	3000K
Light Source	1 integrated LED (5.5W/7.5 VA) Level 1: 100lm Level 2: 200lm (Factory Setting) Level 3: 400lm
Wattage/VA, Lumens	
Finish	SS - Marine Stainless Steel
Wiring	25' of usable #18-2
CRI/ IP Rating	80+ / IP68
Dimensions	2" x 2"
Warranty	10 Year
\$	\$269.99

BRILLIANCE

MINI BEAM



ITEM #:	Brilliance Mini Beam's	
Housing	Black Brass with 12ft. lead	
Item #:	BRI/2620 : 1.5W (90lm)	\$82.99
	BRI/2644 : 3W (200lm)	\$83.99
	BRI/2668 : 6W (400lm)	\$131.99
Beam Spread	36°	
Colour Temp	3000K	
Operating Range	8-24 VAC/DC	
IP Rating	IP68 (Water Safe)	
Warranty	3 Year	
Gutter Mount		
ITEM #:	BRI/9989	
	\$122.99	



ENGINEERED FOR PRECISION. BUILT TO ENDURE.

Striker is dedicated to creating high-performance landscape lighting that transforms outdoor spaces after dark. Every fixture is crafted with durability, precision, and purpose – combining rugged black brass construction, stainless steel or corrosion-resistant aluminum with refined design to deliver lasting beauty and dependable performance. From pathways to gardens, Striker lights are built to illuminate and enhance the natural elegance of your landscape, night after night.

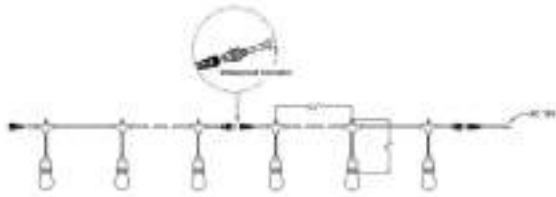
strikerline.com



STRIKER

12V BISTRO

12' LENGTH



ITEM #:	ST/BISTRO
Input Voltage	9V - 15V AC
Dimensions	12' String Length
Distance Between Lamp Positions	24 inches between lamps sockets
Includes	QTY of 6 - 1W, 2700K S14 LED Lamps
Connection Accessories	Waterproof connections included, Starter connector NOT included.

Add warmth and elegance to your outdoor spaces with our Low Voltage Hanging Bistro Lights. Each 12-foot weather-resistant strand includes six energy-efficient 1W LED lamps (110 lumens, 2700K) that emit a soft, inviting glow—ideal for patios, pergolas, gardens, and outdoor dining areas. Up to **8 strands** can be linked together for a total run of **96 feet**, making it easy to scale for larger projects. Designed for flexibility, these string lights are compatible with low voltage dimmers and modular string accessories, allowing you to adjust both brightness and length for a fully customized setup.

Warranty	3 Years
\$	\$79.97

Required:

ITEM #:	ST/BISTRO-CON
12" BISTRO Strip Light Connector Starter	
	\$7.97



Recommended:

ITEM #:	FX/DIMLV	\$213.99
Handles up to 120W load. Four backlit buttons enable easy intensity adjustments		
Dimming from 0% - 100%. Fully potted. Fits in standard junction boxes		



Additional LED's:

ITEM #:	ST/1WE2627K	ST/1WE2630K
1W, 110lm, S14 E26	2700K	3000K
	\$9.97	\$9.97



- ACCENT
- WALL WASH
- DOWN
- PATHWAY
- HARDSCAPE
- DECK & WALL
- RECESSED
- SPECIALTY
- RGBW
- LED LAMPS
- TRANSFORMERS
- ACCESSORIES
- WALL & POST
- FANS

WAC COLOUR

WAC

SMART TRANSFORMER

ITEM #:

WAC/8300CS-TRN-SS



Description

Input: 120 VAC, 50/60Hz
 Each fixture can be individually controlled
 Fixtures can be grouped and controlled together
 Fixtures contain discrete, warm, and a cool white LEDs for full tunability
 RGBWW Colour Changing Fixture: R / G / B / 2700K-6500K
 Fixtures can generate tens of thousands of different colours
 Automations can be stored in recalled for holiday or other celebratory lighting scenes
 Schedule your landscape lighting based on sunrise and sunset in your location
 Fixtures from multiple transformers can be controlled as a single group in the app
 Integrators can control the fixtures using industry standard DMX 512
 The Colourscaping transformer allows for installation growth, each transformer, supports one or two legacy landscape, lighting, circuits in addition to the Colour-scaping fixtures.

Housing
\$

Stainless Steel

\$1292.99

ACCENT



ITEM #: WAC/5811-CSBK

15W, 570lm, CRI 85, Black
 Zoning, Dimming & Colours
 5 Year Warranty

\$490.99

GRAND ACCENT



ITEM #: WAC/5812-CSBK

24W, 1120lm, CRI 85, Black
 Zoning, Dimming & Colours
 5 Year Warranty

\$722.99

POWER ACCENT



ITEM #: WAC/5813-CSBK

14W, 1125lm, CRI 85, Black
 Zoning, Dimming & Colours
 5 Year Warranty

\$722.99

WALL WASH



ITEM #: WAC/5821-CSBK

16W, 1015lm, CRI 85, Black
 Zoning, Dimming & Colours
 5 Year Warranty

\$663.99

IN-GROUND



ITEM #: WAC/5831-CSBZ

23W, 1020lm, CRI 85, Bronze
 Zoning, Dimming & Colours
 5 Year Warranty

\$831.99

LINEAR PATH



ITEM #: WAC/6401-CSBK

5W, 275lm, CRI 85, Black
 Zoning, Dimming & Colours
 5 Year Warranty

\$331.99

TIKI PATH



ITEM #: WAC/6841-CSBK

12W, 675lm, CRI 85, Black
Zoning, Dimming & Colours
5 Year Warranty

\$395.99

LEDGE PATH



ITEM #: WAC/6881-CSBK

7W, 230lm, CRI 85, Black
Zoning, Dimming & Colours
5 Year Warranty

\$432.99

BALANCE PATH



ITEM #: WAC/6861-CSBK

7W, 310lm, CRI 85, Black
Zoning, Dimming & Colours
5 Year Warranty

\$432.99

WALL CYLINDER



ITEM #: WAC/3911-CSBK

7W, 160lm, CRI 85, Black
Zoning, Dimming & Colours
5 Year Warranty

\$365.99

7" HARDSCAPE



ITEM #: WAC/7872-CSBK

7W, CRI 85, Bronze
Zoning, Dimming & Colours
5 Year Warranty

\$231.99

12" HARDSCAPE



ITEM #: WAC/7822-CSBK

14W, CRI 85, Black
Zoning, Dimming & Colours
5 Year Warranty

\$298.99

STEP LIGHT



ITEM #: WAC/4011-CSBK

5W, 77lm, CRI 85, Black
Zoning, Dimming & Colours
5 Year Warranty

\$231.99

INDICATOR



ITEM #: VARIOUS

Zoning, Dimming & Colours
5 Year Warranty

\$ Please Inquire

RGBWW TAPE LIGHT



ITEM #: VARIOUS

Zoning, Dimming & Colours

\$ Please Inquire

ACCENT

WALL WASH

DOWN

PATHWAY

HARDSCAPE

DECK & WALL

RECESSED

SPECIALTY

RGBW

LED LAMPS

TRANSFORMERS

ACCESSORIES

WALL & POST

FANS



12V LED LAMPS

KICHLER T5 MINI LED 6 YEAR WARRANTY



ITEM #:	K/18198
Watts	1.2W
Lumen	100 lm
Colour Temp	2700K

ITEM #:	K/18199
Watts	1.2W
Lumen	100 lm
Colour Temp	3000K

\$ **\$29.99**

KICHLER G4 BI-PIN MICRO LED 6 YEAR WARRANTY



ITEM #:	K/18200
Watts	1.2W
Lumen	80 lm
Colour Temp	2700K

ITEM #:	K/18201
Watts	1.2W
Lumen	80 lm
Colour Temp	3000K

\$ **\$29.99**

KICHLER G4 BI-PIN LED 6 YEAR WARRANTY



ITEM #:	K/18206
Watts	2W
Lumen	200 lm
Colour Temp	2700K

ITEM #:	K/18207
Watts	2W
Lumen	200 lm
Colour Temp	3000K

\$ **\$39.99**

KICHLER T5 LED 6 YEAR WARRANTY



ITEM #:	K/18204
Watts	2W
Lumen	200 lm
Colour Temp	2700K

ITEM #:	K/18205
Watts	2W
Lumen	200 lm
Colour Temp	3000K

\$ **\$39.99**

KICHLER S8 LED 6 YEAR WARRANTY



ITEM #:	K/18202
Watts	2W
Lumen	200 lm
Colour Temp	2700K

ITEM #:	K/18203
Watts	2W
Lumen	200 lm
Colour Temp	3000K

\$ **\$39.99**

KICHLER SCB LED 6 YEAR WARRANTY



ITEM #:	K/18208
Watts	2W
Lumen	200 lm
Colour Temp	2700K

\$ **\$64.99**

KICHLER T5 CONTRACTOR LED
3 YEAR WARRANTY



ITEM #:	K/18224
Watts	1.5W
Lumen	230 lm
Colour Temp	2700K

ITEM #:	K/18225
Watts	1.5W
Lumen	230 lm
Colour Temp	3000K
\$	\$19.99

KICHLER G4 CONTRACTOR LED
3 YEAR WARRANTY



ITEM #:	K/18222
Watts	1.5W
Lumen	230 lm
Colour Temp	2700K

ITEM #:	K/18223
Watts	1.5W
Lumen	230 lm
Colour Temp	3000K
\$	\$19.99

KICHLER T5 SIDE MOUNT LED
6 YEAR WARRANTY



ITEM #:	K/18120
Watts	2W (2.4VA)
Lumen	130 lm
Colour Temp	2700K
Beam Spread	120°

ITEM #:	K/18121
Watts	2W (2.4VA)
Lumen	130 lm
Colour Temp	3000K
Beam Spread	120°
\$	\$44.98

STRIKER G4 BI-PIN LED
3 YEAR WARRANTY



ITEM #:	ST/G427
Watts	1.6W
Lumen	180 lm
Colour Temp	2700K

ITEM #:	ST/G430
Watts	1.6W
Lumen	180 lm
Colour Temp	3000K
\$	\$12.97

STRIKER G4 BI-PIN LED
5 YEAR WARRANTY



ITEM #:	ST/3WG436027K
Watts	3W
Lumen	280 lm
Colour Temp	2700K
Beam Spread	360°

ITEM #:	ST/3WG436030K
Watts	3W
Lumen	300 lm
Colour Temp	3000K
Beam Spread	360°
\$	\$15.97

STRIKER G4 BI-PIN PANEL LED
5 YEAR WARRANTY



ITEM #:	ST/3WG412027K
Watts	3W
Lumen	360 lm
Colour Temp	2700K
Beam Spread	120°

ITEM #:	ST/3WG412030K
Watts	3W
Lumen	400 lm
Colour Temp	3000K
Beam Spread	120°
\$	\$15.97

ACCENT

WALL WASH

DOWN

PATHWAY

HARDSCAPE

DECK & WALL

RECESSED

SPECIALTY

RGBW

LED LAMPS

TRANSFORMERS

ACCESSORIES

WALL & POST

FANS



LED LAMPS

STRIKER

MR8 LED

1 WATT



ITEM #:	ST/1W3027K	ST/1W3030K
Watts / VA	1W (10W Comparable) / 1.42VA	
Beam Spread	35°	35°
Lumen	96 lm	116 lm
Colour Temp	2700K	3000K
CRI	81+	81+
Operating Range	10-15V: Dimmable with Magnetic Dimmer	
Warranty	5 Year	
\$	\$19.97	\$19.97

STRIKER

MR16 LED

3 & 5 WATT



ITEM #:	ST/3W40(27/30)K		ST/3W60(27/30)K		ST/5W40(27/30)K	
Description	Premium CREE LED, Aluminum Body					
Watts	3W		3W		5W	
Beam Spread	40°	40°	60°	60°	40°	40°
Lumen	370 lm	380 lm	370 lm	380 lm	500 lm	520 lm
Colour Temp	ST/3W4027K: 2700K ST/3W4030K: 3000K		ST/3W3027K: 2700K ST/3W3030K: 3000K		ST/5W3027K: 2700K ST/5W3030K: 3000K	
CRI	82+	82+	82+	82+	85+	85+
Operating Range	10-15V: Dimmable with Magnetic Dimmer					
Warranty	5 Year					
\$	\$24.97	\$24.97	\$24.97	\$24.97	\$27.97	\$27.97

KICHLER

MR8 LED

1.5 WATT



ITEM #:	K/18154	K/18155	K/18156	K/18157
Watts	1.5W (3.3 VA) Compares to 15W Halogen			
Beam Spread	40°	40°	60°	60°
Lumen	150 lm			
Colour Temp	2700K	3000K	2700K	3000K
Operating Range	9V-15V : Built in Constant Current Driver. Will deliver same output whether lamp is receiving 9V or 15V.			
Warranty	6 Year			
\$	\$42.99			

KICHLER

MR16 LED

4 WATT



ITEM #:	K/18126	K/18127	K/18130	K/18131	K/18132	K/18133
Watts	4W (5.3VA)					
Beam Spread	15°	15°	40°	40°	60°	60°
Lumen	270 lm					
Colour Temp	2700K	3000K	2700K	3000K	2700K	3000K
Operating Range	9V-15V : Built in Constant Current Driver. Will deliver same output whether lamp is receiving 9V or 15V.					
Warranty	6 Year					
\$	\$39.99					

KICHLER

MR16 LED

5 WATT



ITEM #:	K/18134	K/18135	K/18138	K/18139	K/18140	K/18141
Watts	5W (6.6VA)					
Beam Spread	15°	15°	40°	40°	60°	60°
Lumen	360 lm					
Colour Temp	2700K	3000K	2700K	3000K	2700K	3000K
Operating Range	9V-15V : Built in Constant Current Driver. Will deliver same output whether lamp is receiving 9V or 15V.					
Warranty	6 Year					
\$	\$52.99					

KICHLER

MR16 LED

7 WATT



ITEM #:	K/18142	K/18143	K/18146	K/18147	K/18148	K/18149
Watts	7W (8.8VA)					
Beam Spread	15°	15°	40°	40°	60°	60°
Lumen	600 lm					
Colour Temp	2700K	3000K	2700K	3000K	2700K	3000K
Operating Range	9V-15V : Built in Constant Current Driver. Will deliver same output whether lamp is receiving 9V or 15V.					
Warranty	6 Year					
\$	\$59.99					

ACCENT

WALL WASH

DOWN

PATHWAY

HARDSCAPE

DECK & WALL

RECESSED

SPECIALTY

RGBW

LED LAMPS

TRANSFORMERS

ACCESSORIES

WALL & POST

FANS



LED LAMPS

BRILLIANCE G4/BI-PIN LED 5 YEAR WARRANTY



ITEM #:	BRI/6827
Watts	2W
Dimmable	Yes
Lumen	233 lm
Colour Temp	2700K

ITEM #:	BRI/6834
Watts	2W
Dimmable	Yes
Lumen	245 lm
Colour Temp	3000K

\$ **\$31.99**

BRILLIANCE T5 LED 5 YEAR WARRANTY



ITEM #:	BRI/6964
Watts	2W
Dimmable	Yes
Lumen	233 lm
Colour Temp	2700K

ITEM #:	BRI/5561
Watts	2W
Dimmable	Yes
Lumen	245 lm
Colour Temp	3000K

\$ **\$31.99**

BRILLIANCE S14 FILAMENT 3 YEAR WARRANTY



ITEM #:	BRI/0688
Watts	3.5W
Lumen	245 lm
Colour Temp	2700K
Voltage	10-13V

ITEM #:	BRI/1081
Watts	3.5W
Lumen	245 lm
Colour Temp	3000K
Voltage	10-13V

\$ **\$14.99**

BRILLIANCE FILAMENT CANDELABRA 3 YEAR WARRANTY



ITEM #:	BRI/5485
Watts	3.5W
Lumen	275 lm
Colour Temp	2700K
Voltage	10-13V

ITEM #:	BRI/5508
Watts	3.5W
Lumen	275 lm
Colour Temp	3000K
Voltage	10-13V

\$ **\$16.99**

FX LOW VOLTAGE DIMMER



ITEM #: **FX/DIMLV**

Handles up to 120W load. Four backlit buttons enable easy intensity adjustments
Dimming from 0% - 100%. Fully potted.
Fits in standard junction boxes
5 Year Warranty

\$ **\$213.99**

STRIKER S14 FILAMENT 3 YEAR WARRANTY



ITEM #:	ST/IWE2627K
Watts	1W
Lumen	100 lm
Colour Temp	2700K
Voltage	10-15V

ITEM #:	ST/IWE2630K
Watts	1W
Lumen	120 lm
Colour Temp	3000K
Voltage	10-15V

\$ **\$9.97**

BRILLIANCE

MR8 LED

1.5 WATT



ITEM #:	BRI/3093	BRI/3109	BRI/3178	BRI/3185
Description	Dimmable with FX Low Voltage Dimmer			
Watts	1.5W			
Beam Spread	30°	30°	60°	60°
Lumen	90 lm	139 lm	90 lm	139 lm
Colour Temp	2700K	3000K	2700K	3000K
Operating Range	8-25 VAC/DC			
CRI / IP	85 / IP61			
Warranty	5 Year			
\$	\$34.99			

BRILLIANCE

MR16 LED ECOSTAR

4 WATT

ITEM #:	BRI/6773	BRI/7749	BRI/6766	BRI/7701	BRI/6780	BRI/7756	BRI/1579	BRI/1777
Description	Dimmable with FX Low Voltage Dimmer							
Watts	4W Dimmable							
Beam Spread	15°	15°	30°	30°	60°	60°	120°	120°
Lumen	350 lm	420 lm	350 lm	420 lm	350 lm	420 lm	350 lm	420 lm
Colour Temp	2700K	3000K	2700K	3000K	2700K	3000K	2700K	3000K
Operating Range	8-25 VAC/DC							
CRI / IP	80 / IP61							
Warranty	3 Year							
\$	\$25.99 - \$29.99							



BRILLIANCE

MR16 LED ECOSTAR

7 WATT



ITEM #:	BRI/1012	BRI/1043	BRI/1029	BRI/1050	BRI/1036	BRI/1067
Description	Dimmable with FX Low Voltage Dimmer					
Watts	7W					
Beam Spread	15°	15°	30°	30°	60°	60°
Lumen	640 lm	660 lm	640 lm	660 lm	640 lm	660 lm
Colour Temp	2700K	3000K	2700K	3000K	2700K	3000K
Operating Range	8-25 VAC/DC					
CRI / IP	80 / IP61					
Warranty	3 Year					
\$	\$34.99					

- ACCENT
- WALL WASH
- DOWN
- PATHWAY
- HARDSCAPE
- DECK & WALL
- RECESSED
- SPECIALTY
- RGBW
- LED LAMPS
- TRANSFORMERS
- ACCESSORIES
- WALL & POST
- FANS



TRANSFORMERS

KICHLER

PRO-CONTRACTOR

TRANSFORMER



ITEM #:	K/15PC***SS	\$
Housing	Stainless Steel	
Order Guide	K/15PC150SS (150 Watt) \$349.99 K/15PC300SS (300 Watt) \$399.98 K/15CS600SS (600 Watt) \$599.99 K/15PC900SS (900 Watt) \$1399.99	
Features	304 Stainless Steel (2) 15V Taps, (2) Common (150 & 300 Pro-Contractor) (1) 15V Taps, 12-15V Multi-tap (600 Contractor) (3) 15V Taps, (3) Common (900 Pro-Contractor) Removable hinged door Large easy open terminals	
Warranty	Lifetime Warranty Timer / Controller required. <i>Suggested use with Kichler K/16085BK WiFi & Bluetooth Controller</i>	

KICHLER

WIFI TIMER

APP CONTROL



ITEM #:	K/16085BK	\$
Features:	On-demand app control and scheduling capabilities without the use of a complex timer or photocell. Create multiple on/off schedules, sync multiple transformers, and even select astronomical/location-based programming to align with the daylight savings hours and the changing seasons. On-board memory prevents an interruption to the systems on/off scheduling if the WIFI is out. Compatible with both AMAZON ALEXA and GOOGLE HOME devices for whole home integration.	
Specifications:	Dual-mode for two types of control . 1) Single-band Wi-Fi (2.4GHz) (cloud) 2) Bluetooth (supports 4.2) (local) External antenna increases range outside of enclosure 5 Year Warranty	
		\$109.98

MECHANICAL TIMER



ITEM #: INT/TN111RM40
 24HR Outdoor Mechanical Timer
 2 On/Off Setting per day
 9 Amp Resistive **\$37.99**

ASTRONOMICAL TIMER



ITEM #: INT/DT200LT
 Digital Astro Timer. Sunrise, sunset, daily, weekday, weekend options. Automatic daylight savings.
 Batteries retain settings for up to 3 months without power
 5 Minute Setup **\$109.99**

PHOTOCELL



ITEM #: K/15534BK **\$**
 Photocell with 10' Cord **\$176.99**
ITEM #: K/15565BK **\$**
 Photocell with 1' Cord **\$89.99**

KICHLER

3 ZONE SMART

TRANSFORMER



ITEM #:

K/15SCT300SS

Housing

Stainless Steel

Description

The Smart Control Transformer offers you the flexibility to design and schedule up to three separate lighting zones, so home owners can customize and control the areas they want to illuminate based on their needs.

- Set-up and schedule three independently controlled zones, all from one transformer
- Built-in diagnostics shows load and fault notice, ensuring each zone is operating correctly and within limits
- 300 Watt capacity to handle a large quantity of fixtures
- Flexibility to pair multiple smart control transformers and timers for even more zoning options
- On-board memory to control your lights even if the Wi-Fi connection is interrupted
- Easy installation with manual mode contractor set-up
- Everything is controlled through the Kichler Connects app, so timer accessories aren't needed
- Use voice commands with your smart controlled home devices for whole-home integration

Warranty
\$

10 Year

\$899.98



Smart Control Transformer 300W

Our 300W low-voltage Smart Control Transformer offers you the flexibility to design and schedule up to three separate lighting zones, so your customers can customize and control the areas they want to illuminate, all with the Kichler Connects™ app.

Zoning Example for Home and Landscape Lighting

Set up and schedule three independently controlled zones, all from one transformer. Connect multiple Smart Control Transformers through the app for even more zoning options.

Monitor electrical load by color and automatic fault detection for easy troubleshooting.

- Zone 1: Driveway/Walkways
- Zone 2: Patio
- Zone 3: Landscape



KICHLER

ECONOMY SERIES

TRANSFORMER



ITEM #:

K/15E**BK

\$

Housing

Durable black enclosure

Item

K/15E60BK

(60 Watt)

\$99.98

K/15E120BK

(120 Watt)

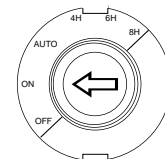
\$189.98

Features

Integrated timer and photocell
On/Off, Photocell and 4/6/8 Hour Timer
High / Low setting: Choose an output of either 12V or 13V

Warranty

10 Year



- ACCENT
- WALL WASH
- DOWN
- PATHWAY
- HARDSCAPE
- DECK & WALL
- RECESSED
- SPECIALTY
- RGBW
- LED LAMPS
- TRANSFORMERS
- ACCESSORIES
- WALL & POST
- FANS



TRANSFORMERS

WAC

SMART TRANSFORMER

TRANSFORMER

ITEM #: WAC/8300CS-TRN-SS



Housing

Stainless Steel

Description

300W
 Input: 120 VAC, 50/60Hz
 Each fixture can be individually controlled
 Fixtures can be grouped and controlled together
 Fixtures contain discrete, warm, and a cool white LEDs for full tunability
 RGBWW Colour Changing Fixture: R / G / B / 2700K-6500K
 Fixtures can generate tens of thousands of different colours
 Automations can be stored in recalled for holiday or other celebratory lighting scenes
 Schedule your landscape lighting based on sunrise and sunset in your location
 Fixtures from multiple transformers can be controlled as a single group in the app
 Integrators can control the fixtures using industry standard DMX 512
 The Colourscaping transformer allows for installation growth, each transformer, supports one or two legacy landscape, lighting, circuits in addition to the Colourscaping fixtures.

Warranty

5 Year

\$

\$1292.99



FX

EX SERIES

TRANSFORMER

ITEM #: FX/EX150SS



Housing

Stainless Steel

Features

150 watts
 Single 15-volt output tap
 Compatible with most plug-in astronomical timers and photocells
 Pool & Spa Rated!
 6' Power Cord

Warranty

10 Year

\$

\$349.99

**BLACK BRASS
90° ELBOW**



ITEM #: ST/ELBOWBK

12V Brass 90°
Elbow Black Brass

\$ **\$22.97**

1/2" Male & Female Thread

**BLACK BRASS
MOUNTING BRACKET**



ITEM #: ST/MOUNTBK

3"D x 1"H : 12V Brass Round
Mounting Base in Centennial Brass

\$ **\$18.97**

**BLACK BRASS
RISER STEMS**



ITEM #: \$

ST/RISER7BK - 7" **\$18.99**

ST/RISER10BK - 10" **\$33.99**

ST/RISER18BK - 18" **\$52.99**

ST/RISER24BK - 24" **\$82.99**

1/2" Male & Female Thread

8" BLACK STAKE



ITEM #: ST/STAKE-8

In-Ground Polymeric Support
Stake 8" with brass insert
1/2" FIPT

\$ **\$19.97**

STAINLESS TRI-STAKE



ITEM #: ST/STAKE-S

304 Stainless Steel. 8", 4.25" Dia.
10 Year Warranty
1/2" FIPT

\$ **\$39.97**

BRASS GROUND STAKE



ITEM #: ST/STAKE-B

Brass. 9"
1/2" FIPT

\$ **\$35.97**

STRIKER



TREE MOUNT



ITEM #:

Housing

Finish

Socket Thread

Internal Hex

Dimensions

Warranty

\$

MOUNTIE

ST/MOUNTIE(BK/BZ)

Stainless Steel

BK - Black
BZ - Bronze

Female 1/2" NPT

5/16" Hex Drive

Total Length: 7.25"

Total Screw Length: 5.5"

Socket Diameter: 1"

Socket Length: 1.75"

Thread Length: 2"

10 Year

\$34.97



12V ACCESSORIES

SURFACE FLANGE



ITEM #: K/15601 (AZT/BKT)

On 12-Volt installations, surface flange must be used with junction box (not included). Neoprene gasket supplied to ensure water tight seal.

\$ **\$46.99**

TREE JUNCTION BRACKET



ITEM #: K/15609 (AZT/BKT/CBR)

For use with low voltage and line voltage fixtures. Corrosion resistant aluminum alloy with baked thermoset powder coat finish.

AZT/BKT Finish : **\$51.99**

CBR Finish : **\$90.99**

ALUMINUM RISER STEMS



ITEM #: \$

K/15645(AZT/BKT) - 6" **\$40.99**

K/15656(AZT/BKT) - 12" **\$62.99**

K/15657(AZT/BKT) - 18" **\$68.99**

K/15658(AZT/BKT) - 24" **\$88.99**

Both ends 1/2" NPSM. Stem Coupler or Elbow required.

STEM COUPLER



ITEM #: K/15649 (AZT/BKT)

For use with 1/2 NPSM thd. stems. Corrosion resistant aluminum alloy with baked thermoset powder coat finish.

\$ **\$30.99**

90° ELBOW



ITEM #: K/15647AZT

When combined with a stem, this accessory creates a 90° angle

\$ **\$34.99**

ITEM #: FX/ELBW050FB

Black 90° coupling

\$ **\$28.99**

SURFACE MOUNT



ITEM #: K/15607 (AZT/BKT)

1/2" thread to surface-mount

\$ **\$35.99**

ITEM #: FX/MM050(BZ/FB)

1/2" thread to surface-mount

\$ **\$22.99**

INTEGRA LONG COWL



ITEM #: K/16293 AZT/BKT

Ideal solution for downlighting where increased glare control is needed.

AZT/BKT **\$36.99**

VARIA MEDIUM LONG COWL



ITEM #: K/16295 AZT/BKT

Ideal solution for downlighting where increased glare control is needed.

AZT/BKT **\$36.99**

VARIA LARGE LONG COWL



ITEM #: K/16296 AZT/BKT

Ideal solution for downlighting where increased glare control is needed.

AZT/BKT **\$45.99**

BRASS MOUNTING BRACKET



ITEM #:		\$
K/15493CBR - Brass		\$29.99
K/15493BKB - Black Brass		\$32.99
3" Round Mounting Base		

BLACK BRASS RISER STEMS



ITEM #:		\$
K/15509BKB - 3"		\$23.99
K/15510BKB - 6"		\$43.99
K/15511BKB - 12"		\$66.99
K/15512BKB - 18"		\$96.99
K/15513BKB - 24"		\$125.99
1/2" Male & Female Thread		

BRASS RISER STEMS



ITEM #:		\$
K/15509CBR - 3"		\$18.99
K/15510CBR - 6"		\$33.99
K/15511CBR - 12"		\$52.99
K/15512CBR - 18"		\$82.99
K/15513CBR - 24"		\$109.99
1/2" Male & Female Thread		

BRASS 90° ELBOW



ITEM #:		\$
K/15514CBR - Brass		\$33.99
K/15514BKB - Black Brass		\$36.99

TWO FIXTURE MOUNT



ITEM #:		\$
K/15515CBR - Brass		\$33.99
K/15515BKB - Black Brass		\$36.99

BRASS TREE BRACKET



ITEM #:		\$
K/15516CBR - Brass		\$37.99
K/15516BKB - Black Brass		\$40.99

HEXCELL LOUVER



ITEM #	USE WITH:	\$
K/15679BK	15384	\$52.99
K/16294BK	Integra Accent	\$26.99
K/16297BK	Varia Medium	\$26.99
K/16298BK	Varia Large	\$26.99

GUTTER MOUNT



ITEM #:		\$
K/15489CBR		
12V Brass Gutter Mount in Centennial Brass		
		\$37.99



ACCENT

WALL WASH

DOWN

PATHWAY

HARDSCAPE

DECK & WALL

RECESSED

SPECIALTY

RGBW

LED LAMPS

TRANSFORMERS

ACCESSORIES

WALL & POST

FANS



12V ACCESSORIES

LOW VOLTAGE CABLE

DIRECT BURIAL



ITEM #:	DESCRIPTION	LENGTH	\$
16/2-250	16/2 Low Voltage CSA	76M / 250'	\$149.99
14/2-250	14/2 Low Voltage CSA	76M / 250'	\$199.99
12/2-250	12/2 Low Voltage CSA	76M / 250'	\$279.99
10/2-250	10/2 Low Voltage CSA	76M / 250'	\$449.99
16/2-500	16/2 Low Voltage CSA	152M / 500'	\$299.99
14/2-500	14/2 Low Voltage CSA	152M / 500'	\$399.99
12/2-500	12/2 Low Voltage CSA	152M / 500'	\$559.99
10/2-500	10/2 Low Voltage CSA	152M / 500'	\$899.99

To be eligible for free shipping, orders including Landscape Cable must be greater than \$1000.00 pre-tax.

GEL CONNECTORS



ITEM #:	PT/WC1-BKWH-25	PT/WC1-BKWH-150	PT/WC3-BKGY-20	PT/WC3-BKGY-100	PT/WC4-BKBL-10
Description	Waterproof and corrosion proof, new pre-twisting required, pre-filled with dielectric silicone sealant				
Colour	Black/White	Black/White	Black/Grey	Black/Grey	Black/Blue
Wire Range	#22-12	#22-12	#22-8	#22-8	#14-8
Quantity	Bag of 25	Cannister of 150	Bag of 20	Cannister of 100	Bag of 10
For Use When:	Using 16/2 Cable		Using 12/2 or 14/2 Cable		Using 10/2 Cable
\$	\$29.97	\$149.97	\$29.97	\$129.97	\$19.97

CONNECTORS



ITEM #:	KIN/90325	KIN/90320	KIN/90335	KIN/90330	PT/DBRY-600-2	PT/DBRY-600-100
Description	Solid brass lug, fast curing heat shrink, weather resistant				DBR/Y-600: Direct Bury Silicone Tube with Red Yellow Gorilla Nut	
Size	Small	Small	Medium	Medium	Large	
Wire Range	#18-12	#18-12	#18-8	#18-8	#22-8	
Quantity	Bag of 2	Box of 50	Bag of 2	Box of 50	Bag of 2	Box of 100
For Use When:	Using 16/2 Cable	Using 16/2 Cable	Using 12/2 or 14/2 Cable			
\$	\$18.99	\$449.99	\$19.99	\$479.99	\$8.97	\$379.97

Q-LOC

CONNECTOR



The innovative locking bolt creates a quick connection while allowing for safe movement of the fixtures during final placement. Patented distribution of silicone gel makes sure you have a water-tight seal every time.

Keeping in mind that every connection needs two connectors; the Q-LOC is designed our connectors to snap together allowing for a cleaner looking installation.

Wire Range Min #20 / Max #10

QL/NLQ-LOC Bag of 20 **\$34.99**

QL/NLQ-LOC50 Bag of 50 **\$79.99**

HEAT SHRINK



Two levels of strain relief

Reliable Metal-to-Metal Contact, Heatshrink - Medium

Waterproof Seal

FX/WCHSMD20 Bag of 20 **\$138.99**

FX/WCHSTOOL Crimp Tool **\$109.99**



INSTALL TOOLS



ITEM #:

KIN/GESP-55	Wire Stripper: Strips 12-20 AWG Stranded Bolt Cutting: 6-32, 8-32, 10-32 Precision ground plier nose and wire	\$69.99
KIN/GS-395	Adjustable Automatic Wire Stripper Cut and strip 10-26 AWG copper or aluminum wire, solid or stranded Crimps 10-22 AWG Adjustable strip length gauge	\$49.99
FX/WCHSTOOL	CRIMP TOOL, WCHS	\$109.99
KIN/48-308UVB	8" Cable Tie with Screw Mount	\$18.99
KIN/DSA600TRMS	Precise True RMS Circuitry	\$219.99
KIN/43010	King Mini Torch	\$75.99



- ACCENT
- WALL WASH
- DOWN
- PATHWAY
- HARDSCAPE
- DECK & WALL
- RECESSED
- SPECIALTY
- RGBW
- LED LAMPS
- TRANSFORMERS
- ACCESSORIES
- WALL & POST
- FANS

OUTDOOR WALL & POST

PRIN DARKSKY



ITEM #		\$
K/59161BKDS	Outdoor Post (Post Not Incl.)	\$544.99
(1) 50W, GU10 (10mm Twist & Lock), 9"W x 9"L x 25"H		
K/59158BKDS	Medium Outdoor Wall	\$341.99
(1) 50W, GU10 (10mm Twist & Lock), 6.75"W x 16.75"H Ext. 8.25"		

GOSON



ITEM #		\$
K/59088BK	Outdoor Post (Post Not Incl.)	\$551.99
(1) 100W Medium, 8"W x 21"H, Accepts 3" Post		
K/59086BK	Medium Outdoor Wall	\$453.99
(1) 100W Medium, 8"W x 16"H Ext. 7"		

SPRINGFIELD



ITEM #		\$
K/49987DBK	Outdoor Post (Post Not Incl.)	\$614.99
(1) 150W Medium, 9"W x 23.25"H, Accepts 3" Post		
K/49985DBK	Medium Outdoor Wall	\$432.99
(1) 100W Medium, 7.5"W x 17.75"H Ext. 8.75"		

WISCOMBE PARK



ITEM #		\$
K/49506OZ	Outdoor Post (Post Not Incl.)	\$1412.99
(4) 60W Candelabra, 9"W x 23.25"H, Accepts 3" Post		
K/49502OZ	Medium Outdoor Wall	\$852.99
(3) 60W Candelabra, 7.5"W x 21.25"H Ext. 10"		

TOLERAND



ITEM #		\$
K/49555BKT	Outdoor Post (Post Not Incl.)	\$698.99
(1) 150W Medium, 9.5"W x 21.75"H, Accepts 3" Post		
K/49553BKT	Medium Outdoor Wall	\$516.99
(1) 100W Medium, 7.75"W x 17.75"H Ext. 8.5"		

HARBOR BAY



ITEM #		\$
K/49920BK	Outdoor Post (Post Not Incl.)	\$509.99
(1) 100W Medium, 9.5"Dia x 20.5"H, Accepts 3" Post		
K/49918BK	Medium Outdoor Wall	\$334.99
(1) 75W Medium, 8"W x 15.75"H Ext. 10.25"		

Additional post lights and wall lights available, with a wide range of styles, finish colours, and sizes. Contact us for more options.

KICHLER

PEDESTAL MOUNTS

ITEM #:	K/9592BK	ITEM #:	K/9592RZ	ITEM #:	K/9592AZ	ITEM #:	K/9506(BK/OZ)
	5.75" x 3.5"		5.75" x 3.5"		5.75" x 3.5"		Direct Burial Post, 3" x 84"
\$	\$52.99	\$	\$52.99	\$	\$52.99	\$	\$187.99



Mounts are designed to be used on pillars or walls. Do not use posts with pedestal mounts.



TECH TIP!

Easily convert 120V post and wall fixtures for use in 12V landscape lighting systems with our 12V low-voltage LED lamps, available in both Medium and Candelabra base configurations.



12V REPUBLIC



ITEM #		\$
HIN/1007BK-LV	12V Pier Mount	\$495.99
(1) 3.5W LED, 2700K, 360lm, 7"W x 16.5"H, Black		
HIN/1007OZ-LV	12V Pier Mount	\$495.99
(1) 3.5W LED, 2700K, 360lm, 7"W x 16.5"H, Rubbed Bronze		

12V WEYMOUTH



ITEM #		\$
HIN/20017BK-LV	12V Pier Mount	\$746.99
(3) 3.5W LED, 2700K, 1080lm, 9"W x 20.25"H, Black		
HIN/20017OZ-LV	12V Pier Mount	\$746.99
(3) 3.5W LED, 2700K, 1080lm, 9"W x 20.25"H, Rubbed Bronze		



- ACCENT
- WALL WASH
- DOWN
- PATHWAY
- HARDSCAPE
- DECK & WALL
- RECESSED
- SPECIALTY
- RGBW
- LED LAMPS
- TRANSFORMERS
- ACCESSORIES
- WALL & POST
- FANS

OUTDOOR FANS

KICHLER

TIDE WEATHER LED

310126



ITEM #:	62" Tide Weather LED
Finishes	NI (Brushed Nickel), SBK (Satin Black), OZ (Olde Bronze), WH (White)
Blades	5 (Non-Reversible)- 52" Sweep
Downrods	4.5" with 1" (O.D)
Downlight	Integrated 17W Dimmable LED. 1400 Lumen, 3000K
Low Ceiling Adapt	No
cUL Listed	Damp Rated
Control	65K Wall Control System
Hanging Measurements	
	Fixture Drop Blade Drop Housing (width) Ceiling Canopy
With 6" Downrod	13.90" 8.80" 9.10" 5.90"
\$	\$1082.99

KICHLER

VERDI LED

310100



ITEM #:	56" Verdi LED
Finishes	AVI (Anvil Iron), NI (Brushed Nickel), OZ (Olde Bronze)
Blades	5 (Reversible)- 52" Sweep
Downrods	4.5" with 1" (O.D)
Downlight	Integrated 23W Dimmable LED. 2200 Lumen, 3000K
Low Ceiling Adapt	No
cUL Listed	Damp Rated
Control	65K Wall Control System
Hanging Measurements	
	Fixture Drop Blade Drop Housing (width) Ceiling Canopy
With 4" Downrod	15.00" 9.25" 15.00" 6.25"
\$	\$1272.99

KICHLER

TRUE

310452



ITEM #:	52" True
Finishes	BSS (Silver), SBK (Satin Black), SNB (Natural Bronze), WH (White)
Blades	3 - 52" Sweep
Downrods	4" with 1" (O.D)
Downlight	N/A
Low Ceiling Adapt	No
cUL Listed	Wet Location
Control	65K Wall Control System
Hanging Measurements	
	Fixture Drop Blade Drop Housing (width) Ceiling Canopy
With 4" Downrod	13.50" 11.75" 6.25" 5.25"
\$	\$788.99

Additional ceiling fans available, with a wide range of styles, finish colours, and sizes. Contact us for more options.

KICHLER

FIT LED

310254



ITEM #:	54" Fit LED			
Finishes	SBK (Black), NI (Brushed Nickel), WH (White)			
Blades	3 - 54" Sweep			
Downrods	4" with 1" (O.D)			
Downlight	Integrated 20W Dimmable LED. 1600 Lumen, 3000K			
Low Ceiling Adapt	No			
cUL Listed	Wet Location			
Control	6 Speed DC CoolTouch-Full			
Hanging Measurements				
	Fixture Drop	Blade Drop	Housing (width)	Ceiling Canopy
With 4" Downrod	13.25"	10.25"	5.25"	2.5"
\$				\$765.99

KICHLER

BREDA

310265



ITEM #:	65" Breda			
Finishes	SBK (Black), NI (Brushed Nickel), SNB (Bronze)			
Blades	8 - 65" Sweep			
Downrods	6" with 1" (O.D)			
Low Ceiling Adapt	Yes, Dual Mount Included			
cUL Listed	Wet Location			
Control	6 Speed DC CoolTouch-Full			
Hanging Measurements				
	Fixture Drop	Blade Drop	Housing (width)	Ceiling Canopy
With 4" Downrod	16.5"	15.50"	5.50"	6.00"
\$				\$1115.99

KICHLER

GENTRY LED

300265



ITEM #:	65" Gentry LED			
Finishes	DBK (Distressed Black), AVI (Anvil Iron), WZC (Weathered Zinc)			
Blades	9 (Reversible)- 66" Sweep			
Downrods	6" with 1" (O.D)			
Downlight	Integrated 17W Dimmable LED. 1600 Lumen, 3000K			
Low Ceiling Adapt	No			
cUL Listed	Damp Rated			
Control	6-Speed DC Wall Control System			
Hanging Measurements				
	Fixture Drop	Blade Drop	Housing (width)	Ceiling Canopy
With 6" Downrod	16.50"	14.00"	7.00"	6.00"
\$				\$1959.99

- ACCENT
- WALL WASH
- DOWN
- PATHWAY
- HARDSCAPE
- DECK & WALL
- RECESSED
- SPECIALTY
- RGBW
- LED LAMPS
- TRANSFORMERS
- ACCESSORIES
- WALL & POST
- FANS

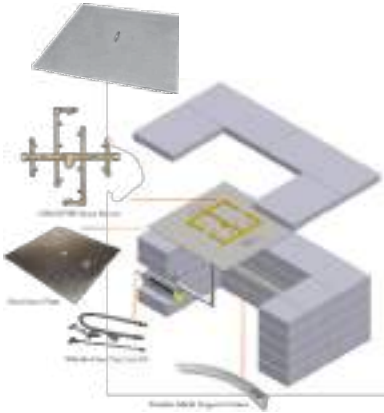


SQUARE FIRE PIT INSERTS

WARMING TRENDS

SQUARE

FITS 24-26.5"



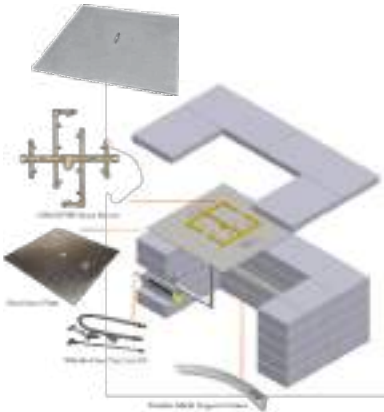
ITEM #:	WT/UPK140S24	WT/UPK140S24-MERC	WT/UPK140S24-E
Plate Dimensions	24" x 24"	24" x 24"	24" x 24"
Included Burner	U140 (LP&NG)	U140 (LP&NG)	U140 (LP&NG)
Certified BTU	65,000	140,000	140,000
Ignition Type	Match Lit Power not required	Mercury Ignition Power not required	Platinum Electronic 120V Required
Included Flex Line	FLKV12	FKM1	FK1
Included Collar	4 Collars	4 Collars	4 Collars
Included Cover	26" Aluminum	26" Aluminum	26" Aluminum
Stock Type	Stocked	Stocked	4 Week Order: +\$500
\$	\$2364.99	\$3645.99	\$5813.99

Match Lit Kits are reduced to 65,000 BTU to meet CSA Safety Standards. Manufacturer requires unit to be covered for lifetime warranty.

WARMING TRENDS

SQUARE

FITS 28-30.5"



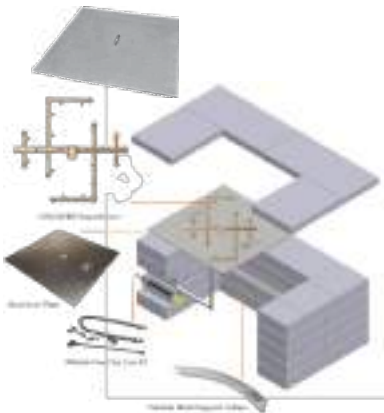
ITEM #:	WT/UPK140S28	WT/UPK140S28-MERC	WT/UPK140S28-E
Plate Dimensions	28" x 28"	28" x 28"	28" x 28"
Included Burner	U140 (LP&NG)	U140 (LP&NG)	U140 (LP&NG)
Certified BTU	65,000	140,000	140,000
Ignition Type	Match Lit Power not required	Mercury Ignition Power not required	Platinum Electronic 120V Required
Included Flex Line	FLKV12	FKM1	FK1
Included Collar	4 Collars	4 Collars	4 Collars
Included Cover	32" Aluminum	32" Aluminum	32" Aluminum
Stock Type	Stocked	Stocked	4 Week Order: +\$500
\$	\$2911.99	\$4192.99	\$6360.99

Match Lit Kits are reduced to 65,000 BTU to meet CSA Safety Standards. Manufacturer requires unit to be covered for lifetime warranty.

WARMING TRENDS

SQUARE

FITS 30-32.5"



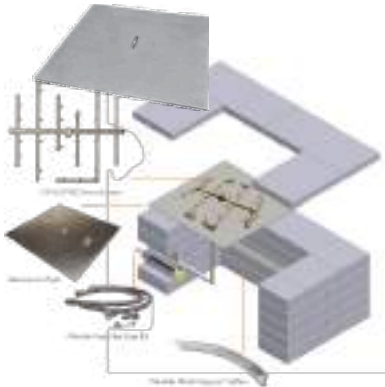
ITEM #:	WT/UPK180S30	WT/UPK180S30-MERC	WT/UPK180S30-E
Plate Dimensions	30" x 30"	30" x 30"	30" x 30"
Included Burner	U180 (LP&NG)	U180 (LP&NG)	U180 (LP&NG)
Certified BTU	65,000	180,000	180,000
Ignition Type	Match Lit Power not required	Mercury Ignition Power not required	Platinum Electronic 120V Required
Included Flex Line	FLKV12	FKM1	FK1
Included Collar	5 Collars	5 Collars	5 Collars
Included Cover	32" Aluminum	32" Aluminum	32" Aluminum
Stock Type	Stocked	Stocked	4 Week Order
\$	\$3033.99	\$4313.99	\$6481.99

Match Lit Kits are reduced to 65,000 BTU to meet CSA Safety Standards. Manufacturer requires unit to be covered for lifetime warranty.

WARMING TRENDS

SQUARE

FITS 36-38.5"



TECH TIP
Collars provide support for the aluminum plate and allow a range of plate sizes to be used, adding up to 3" to the plate size.

ITEM #:	WT/UPK300S36-MERC	WT/UPK300S36-E
Plate Dimensions	36" x 36"	36" x 36"
Included Burner	U300 (LP&NG)	U300 (LP&NG)
Certified BTU	240,000	300,000
Ignition Type	Mercury Ignition Power not required	Platinum Electronic 120V Required
Included Flex Line	FKM2	FK2
Included Collar	6 Collars	6 Collars
Included Cover	38" Aluminum	38" Aluminum
Stock Type	Stocked	4 Week Order: +\$500
\$	\$6253.99	\$8460.99

LAVA ROCK



LAVA ROCK (40LB. BAG)

WT/BLR **\$59.99**

ROLLED LAVA STONES



LAVA STONE (25LB. BAG)

AQU/78316 **\$54.99**



SUGGESTED LAVA

Square Opening

24" Plate	40 lbs
28" Plate	70 lbs
30" Plate	80 lbs
36" Plate	120 lbs

SUGGESTED FIRE GLASS

Square Opening

24" Plate	90 lbs
28" Plate	120 lbs
30" Plate	140 lbs
36" Plate	200 lbs

SQUARE GLASS FLAME GUARD



HEAT RESISTANT TEMPERED

ST/GFG-3030	30x30"	\$333.99
ST/GFG-3434	34x34"	\$339.99
FG/GWS-4242	42x42"	\$549.99

STAINLESS VENTS




These vents are designed to support the fire block all while allowing air flow through the pit to keep the enclosure safer, cooler and pest free.

MADE IN CANADA

ST/VENT-84	8 x 4"	\$129.99
ST/VENT-113.5	11 x 3.5"	\$119.99
ST/VENT-93	9.75 x 3"	\$109.99

18 sq ft of venting is mandatory to meet Canadian Safety Standards

VENT KIT



ITEM #: **ST/VENT-6X12SS**

Stainless Steel 6" H x 12" W vents with stainless tapcons. Each vent provides 18 square inches of ventilation.

\$ **\$59.99**

18 sq ft of venting is mandatory to meet Canadian Safety Standards



SQUARE INSERTS

CIRCULAR INSERTS

RECTANGULAR INSERTS

LINEAR INSERTS

FIREBOWLS

FIREPLACES

FIREPLACE INSERTS

FIRE PITTS

READY TO FINISH

IGNITIONS & ACCESSORIES

MEDIA

LIDS AND WIND GUARDS

TORCHES & LANTERNS

INFRARED HEAT

CIRCULAR FIRE PIT INSERTS

WARMING TRENDS

CIRCULAR

FITS 24-26.5"



ITEM #:	WT/UPK140C24	WT/UPK140C24-MERC	WT/PKC120C24-E
Plate Dimensions	24" Diameter	24" Diameter	24" Diameter
Included Burner	U140 (LP&NG)	U140 (LP&NG)	U140 (LP&NG)
Certified BTU	65,000	140,000	140,000
Ignition Type	Match Lit Power not required	Mercury Ignition Power not required	Platinum Electronic 120V Required
Included Flex Line	FLKV12	FKM1	FK1
Included Collar	4 Collars	4 Collars	4 Collars
Included Cover	26" Aluminum	26" Aluminum	26" Aluminum
Stock Type	Stocked	Stocked	4 Week Order: +\$500
\$	\$2364.99	\$3645.99	\$5813.99

Match Lit Kits are reduced to 65,000 BTU to meet CSA Safety Standards. Manufacturer requires unit to be covered for lifetime warranty.

WARMING TRENDS

CIRCULAR

FITS 28-30.5"




ITEM #:	WT/UPK140C28	WT/UPK140C28-MERC	WT/UPK140C28-E
Plate Dimensions	28" Diameter	28" Diameter	28" Diameter
Included Burner	U140 (LP&NG)	U140 (LP&NG)	U140 (LP&NG)
Certified BTU	65,000	140,000	140,000
Ignition Type	Match Lit Power not required	Mercury Ignition Power not required	Platinum Electronic 120V Required
Included Flex Line	FLKV12	FKM1	FK1
Included Collar	4 Collars	4 Collars	4 Collars
Included Cover	32" Aluminum	32" Aluminum	32" Aluminum
Stock Type	Stocked	Stocked	4 Week Order: +\$500
\$	\$2911.99	\$4192.99	\$6360.99

Match Lit Kits are reduced to 65,000 BTU to meet CSA Safety Standards. Manufacturer requires unit to be covered for lifetime warranty.

WARMING TRENDS

CIRCULAR

FITS 30-32.5"




ITEM #:	WT/UPK180C30	WT/UPK180C30-MERC	WT/UPK180C30-E
Plate Dimensions	30" Diameter	30" Diameter	30" Diameter
Included Burner	U180 (LP&NG)	U180 (LP&NG)	U180 (LP&NG)
Certified BTU	65,000	180,000	180,000
Ignition Type	Match Lit Power not required	Mercury Ignition Power not required	Platinum Electronic 120V Required
Included Flex Line	FLKV12	FKM1	FK1
Included Collar	5 Collars	5 Collars	5 Collars
Included Cover	32" Aluminum	32" Aluminum	32" Aluminum
Stock Type	Stocked	Stocked	4 Week Order: +\$500
\$	\$3033.99	\$4313.99	\$6481.99

Match Lit Kits are reduced to 65,000 BTU to meet CSA Safety Standards. Manufacturer requires unit to be covered for lifetime warranty.

WARMING TRENDS

CIRCULAR

FITS 36-38.5"



TECH TIP
Collars provide support for the aluminum plate and allow a range of plate sizes to be used, adding up to 3" to the plate size.

ITEM #:	WT/UPK300C36-MERC	WT/UPK300C36-E
Plate Dimensions	36" Diameter	36" Diameter
Included Burner	U300 (LP&NG)	U300 (LP&NG)
Certified BTU	240,000	300,000
Ignition Type	Mercury Ignition Power not required	Platinum Electronic 120V Required
Included Flex Line	FKM2	FK2
Included Collar	6 Collars	6 Collars
Included Cover	38" Aluminum	38" Aluminum
Stock Type	Stocked	4 Week Order: +\$500
\$	\$6253.99	\$8460.99

LAVA ROCK



LAVA ROCK (40LB. BAG)

WT/BLR **\$59.99**

ROLLED LAVA STONES



LAVA STONE (25LB. BAG)

AQU/78316 **\$54.99**



SUGGESTED LAVA

Circular Opening

24" Plate	40 lbs
28" Plate	70 lbs
30" Plate	80 lbs
36" Plate	120 lbs

SUGGESTED FIRE GLASS

Circular Opening

24" Plate	75 lbs
28" Plate	100 lbs
30" Plate	120 lbs
36" Plate	180 lbs

ROUND GLASS FLAME GUARD



HEAT RESISTANT TEMPERED

ST/GFG-30R	30" x 6"	\$399.99
HPC/WG30-RD	30" x 6"	\$599.99
FG/GWS-38R	38" x 6"	\$699.99

STAINLESS VENTS




These vents are designed to support the fire block all while allowing air flow through the pit to keep the enclosure safer, cooler and pest free.

MADE IN CANADA

ST/VENT-84	8 x 4"	\$129.99
ST/VENT-113.5	11 x 3.5"	\$119.99
ST/VENT-93	9.75 x 3"	\$109.99

VENT KIT



ITEM #: ST/VENT-6X12SS

Stainless Steel 6" H x 12" W vents with stainless tapcons. Each vent provides 18 square inches of ventilation.

\$ \$59.99



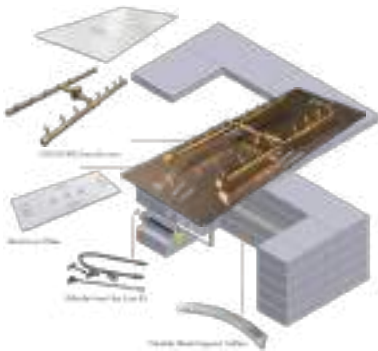
SQUARE INSERTS
CIRCULAR INSERTS
RECTANGULAR INSERTS
LINEAR INSERTS
FIREBOWLS
FIREPLACES
FIREPLACE INSERTS
FIRE PITTS
READY TO FINISH
IGNITION & ACCESSORIES
MEDIA
LIDS AND WIND GUARDS
TORCHES & LANTERNS
INFRARED HEAT

RECTANGULAR FIRE PIT INSERTS

WARMING TRENDS

RECTANGULAR

32" x 18"



Fit's TECHO-BLOC Raffinato & Brandon Rectangular Firepits!

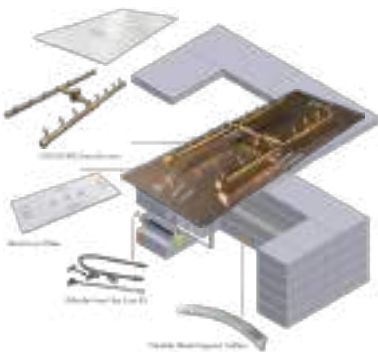
ITEM #:	WT/UPK160H3218	WT/UPK160H3218-MERC	WT/UPK160H3218-E
Plate Dimensions	32" x 17.75"	32" x 17.75"	32" x 17.75"
Included Burner	UH160 (LP&NG)	UH160 (LP&NG)	UH160 (LP&NG)
Certified BTU	65,000	160,000	160,000
Ignition Type	Match Lit Power not required	Mercury Ignition Power not required	Platinum Electronic 120V Required
Included Flex Line	FLKV12	FKM1	FK1
Included Collar	5 Collars	5 Collars	5 Collars
Included Cover	34" x 20" Aluminum	34" x 20" Aluminum	34" x 20" Aluminum
Stock Type	Stocked	Stocked	4 Week Order: +\$500
\$	\$3051.99	\$4331.99	\$6499.99

Match Lit Kits are reduced to 65,000 BTU to meet CSA Safety Standards. Manufacturer requires unit to be covered for lifetime warranty.

WARMING TRENDS

RECTANGULAR

34" x 17"



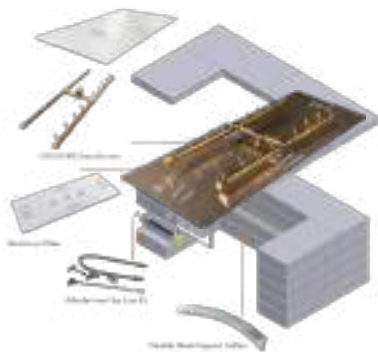
ITEM #:	WT/UPK160H3417	WT/UPK160H3417-MERC	WT/UPK160H3417-E
Plate Dimensions	34" x 17"	34" x 17"	34" x 17"
Included Burner	UH160 (LP&NG)	UH160 (LP&NG)	UH160 (LP&NG)
Certified BTU	65,000	160,000	160,000
Ignition Type	Match Lit Power not required	Mercury Ignition Power not required	Platinum Electronic 120V Required
Included Flex Line	FLKV12	FKM1	FK1
Included Collar	5 Collars	5 Collars	5 Collars
Included Cover	34" x 20" Aluminum	34" x 20" Aluminum	34" x 20" Aluminum
Stock Type	Stocked	Stocked	4 Week Order: +\$500
\$	\$2780.99	\$4061.99	\$6229.99

Match Lit Kits are reduced to 65,000 BTU to meet CSA Safety Standards. Manufacturer requires unit to be covered for lifetime warranty.

WARMING TRENDS

RECTANGULAR

40" x 17"



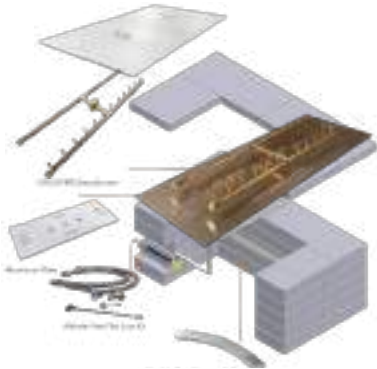
ITEM #:	WT/UPK200H4017	WT/UPK200H4017-MERC	WT/UPK200H4017-E
Plate Dimensions	40" x 17"	40" x 17"	40" x 17"
Included Burner	UH200 (LP&NG)	UH200 (LP&NG)	UH200 (LP&NG)
Certified BTU	65,000	200,000	200,000
Ignition Type	Match Lit Power not required	Mercury Ignition Power not required	Platinum Electronic 120V Required
Included Flex Line	FLKV12	FKM1	FK1
Included Collar	6 Collars	6 Collars	6 Collars
Included Cover	42" x 19" Aluminum	42" x 19" Aluminum	42" x 19" Aluminum
Stock Type	Stocked	Stocked	4 Week Order: +\$500
\$	\$3367.99	\$4648.99	\$6816.99

Match Lit Kits are reduced to 65,000 BTU to meet CSA Safety Standards. Manufacturer requires unit to be covered for lifetime warranty.

WARMING TRENDS

RECTANGULAR

46" x 17"



TECH TIP
Collars provide support for the aluminum plate and allow a range of plate sizes to be used, adding up to 3" to the plate size.

ITEM #:	WT/UPK240H4617-MERC	WT/UPK240H4617-E
Plate Dimensions	46" x 17"	46" x 17"
Included Burner	UH240 (LP&NG)	UH240 (LP&NG)
Certified BTU	240,000	240,000
Ignition Type	Mercury Ignition Power not required	Platinum Electronic 120V Required
Included Flex Line	FKM2	FK2
Included Collar	7 Collars	7 Collars
Included Cover	48" x 19" Aluminum	48" x 19" Aluminum
Stock Type	Stocked	4 Week Order: +\$500
\$	\$5327.99	\$7534.99

LAVA ROCK



LAVA ROCK (40LB. BAG)

WT/BLR **\$59.99**

ROLLED LAVA STONES



LAVA STONE (25LB. BAG)

AQU/78316 **\$54.99**



SUGGESTED LAVA

Rectangular Opening

32" x 18 Plate	50 lbs
34" x 17" Plate	50 lbs
40" x 17" Plate	65 lbs
46" x 17" Plate	80 lbs

SUGGESTED FIRE GLASS

Rectangular Opening

32" x 18 Plate	90 lbs
34" x 17" Plate	90 lbs
40" x 17" Plate	120 lbs
46" x 17" Plate	130 lbs

RECTANGULAR GLASS FLAME GUARD



HEAT RESISTANT TEMPERED

ST/GFG-3622 36" x 22" **\$299.99**

STAINLESS VENTS




These vents are designed to support the fire block all while allowing air flow through the pit to keep the enclosure safer, cooler and pest free.

MADE IN CANADA

ST/VENT-84	8 x 4"	\$129.99
ST/VENT-113.5	11 x 3.5"	\$119.99
ST/VENT-93	9.75 x 3"	\$109.99

VENT KIT



ITEM #: **ST/VENT-6X12SS**

Stainless Steel 6" H x 12" W vents with stainless tapcons. Each vent provides 18 square inches of ventilation.

\$ **\$59.99**



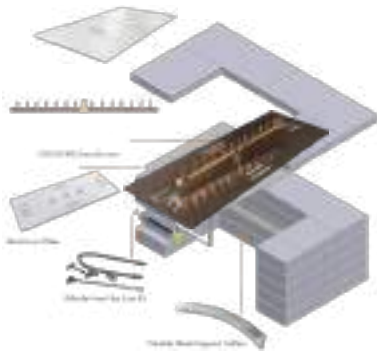
SQUARE INSERTS
CIRCULAR INSERTS
RECTANGULAR INSERTS
LINEAR INSERTS
FIREBOWLS
FIREPLACES
FIREPLACE INSERTS
FIRE PITS
READY TO FINISH
IGNITION & ACCESSORIES
MEDIA
LIDS AND WIND GUARDS
TORCHES & LANTERNS
INFRARED HEAT

LINEAR FIRE PIT INSERTS

WARMING TRENDS

LINEAR

38" x 8"



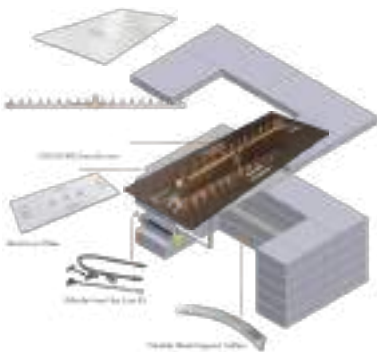
ITEM #:	WT/UPK150L38	WT/UPK150L38-MERC	WT/UPK150L38-E
Plate Dimensions	38" x 8"	38" x 8"	38" x 8"
Included Burner	UL150 (LP&NG)	UL150 (LP&NG)	UL150 (LP&NG)
Certified BTU	65,000	150,000	150,000
Ignition Type	Match Lit Power not required 	Mercury Ignition Power not required 	Platinum Electronic 120V Required 
Included Flex Line	FLKV12	FKM1	FK1
Included Collar	3 Collars	3 Collars	3 Collars
Included Cover	38.75" x 8.75" Stainless	38.75" x 8.75" Stainless	38.75" x 8.75" Stainless
Stock Type	Stocked	Stocked	4 Week Order: +\$500
\$	\$1816.99	\$3096.99	\$5264.99

Match Lit Kits are reduced to 65,000 BTU to meet CSA Safety Standards. Manufacturer requires unit to be covered for lifetime warranty.

WARMING TRENDS

LINEAR

44" x 8"



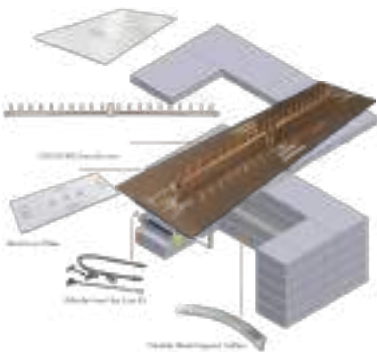
ITEM #:	WT/UPK190L44	WT/UPK190L44-MERC	WT/UPK190L44-E
Plate Dimensions	44" x 8"	44" x 8"	44" x 8"
Included Burner	UL190 (LP&NG)	UL190 (LP&NG)	UL190 (LP&NG)
Certified BTU	65,000	190,000	190,000
Ignition Type	Match Lit Power not required 	Mercury Ignition Power not required 	Platinum Electronic 120V Required 
Included Flex Line	FLKV12	FKM1	FK1
Included Collar	5 Collars	5 Collars	5 Collars
Included Cover	46" x 10" Aluminum	46" x 10" Aluminum	46" x 10" Aluminum
Stock Type	Stocked	Stocked	4 Week Order: +\$500
\$	\$2448.99	\$3728.99	\$5896.99



Match Lit Kits are reduced to 65,000 BTU to meet CSA Safety Standards. Manufacturer requires unit to be covered for lifetime warranty.

WARMING TRENDS

LINEAR

50" x 10"




ITEM #:	WT/UPK210L50-MERC	WT/UPK210L50-E
Plate Dimensions	50" x 10"	50" x 10"
Included Burner	UL210 (LP&NG)	UL210 (LP&NG)
Certified BTU	210,000	210,000
Ignition Type	Mercury Ignition Power not required 	Platinum Electronic 120V Required 
Included Flex Line	FKM1	FK1
Included Collar	6 Collars	6 Collars
Included Cover	52" x 11" Aluminum	52" x 11" Aluminum
Stock Type	Stocked	4 Week Order: +\$500
\$	\$4062.99	\$6229.99

Match Lit Kits are reduced to 65,000 BTU to meet CSA Safety Standards. Manufacturer requires unit to be covered for lifetime warranty.

WARMING TRENDS

LINEAR

62" x 12"



TECH TIP
Collars provide support for the aluminum plate and allow a range of plate sizes to be used, adding up to 3" to the plate size.

ITEM #:	WT/UPK270L62-MERC	WT/UPK270L62-E
Plate Dimensions	62" x 12"	62" x 12"
Included Burner	UL270 (LP&NG)	UL270 (LP&NG)
Certified BTU	240,000	270,000
Ignition Type	Mercury Ignition Power not required	Platinum Electronic 120V Required
Included Flex Line	FKM2	FK2
Included Collar	6 Collars	6 Collars
Included Cover	64" x 12.75" Aluminum	64" x 12.75" Aluminum
Stock Type	4 Week Order	4 Week Order: +\$500
\$	\$5277.99	\$7483.99

LAVA ROCK



LAVA ROCK (40LB. BAG)

WT/BLR **\$59.99**

ROLLED LAVA STONES



LAVA STONE (25LB. BAG)

AQU/78316 **\$54.99**



SUGGESTED LAVA

Linear Opening

38" x 8" Plate	30 lbs
44" x 8" Plate	40 lbs
50" x 10" Plate	70 lbs
62" x 12" Plate	80 lbs

SUGGESTED FIRE GLASS

Linear Opening

38" x 8" Plate	55 lbs
44" x 8" Plate	70 lbs
50" x 10" Plate	90 lbs
62" x 12" Plate	130 lbs

LINEAR GLASS FLAME GUARD



HEAT RESISTANT TEMPERED

ST/GFG-4112	41" x 12"	\$446.99
FG/GWS-5311	53.5" x 11.5"	\$549.99


STAINLESS VENTS



These vents are designed to support the fire block all while allowing air flow through the pit to keep the enclosure safer, cooler and pest free.
MADE IN CANADA

ST/VENT-84	8 x 4"	\$129.99
ST/VENT-113.5	11 x 3.5"	\$119.99
ST/VENT-93	9.75 x 3"	\$109.99

VENT KIT



ITEM #: ST/VENT-6X12SS

Stainless Steel 6" H x 12" W vents with stainless tapcons. Each vent provides 18 square inches of ventilation.

\$ **\$59.99**



SQUARE INSERTS
CIRCULAR INSERTS
RECTANGULAR INSERTS
LINEAR INSERTS
FIREBOWLS
FIREPLACES
FIREPLACE INSERTS
FIRE PITTS
READY TO FINISH
IGNITORS & ACCESSORIES
MEDIA
LIDS AND WIND GUARDS
TORCHES & LANTERNS
INFRARED HEAT

POOL FIRE BOWLS

PRISM

MODERNO 2 FIRE

BOWL STYLE



	Match Lit	12V Electronic
Finish	Hand Crafted GFRC Concrete	
Stocked	PRI/105396 - Black PRI/105397 - Grey	PRI/105396E - Black PRI/105397E - Grey
Special Order (8 Weeks)	PRI/105398 - Cafe PRI/105399 - Coastal	PRI/105398E - Cafe PRI/105399E - Coastal
Dimensions	29" Diameter	Height 12"
Ignition Type	Standard: Certified Match Lit	Upgrade: 12V Cobalt Electronic In-Field Assembly Required
Burner	Warming Trends U100 Brass Burner (NG/LP Universal)	
Includes	Key valve access on side, 1/2" Flexline and Key	
BTU	65,000 BTU	100,000 BTU
\$	\$3795.99	\$6629.99

Media or Cover - Not Included
Required for Electronic: 12V Pool & Spa Transformer (PX100: 1 Per Ignition) - Not Included

PRISM

LOMBARD FIRE

WOK STYLE



	Match Lit	12V Electronic
Finish	Hand Crafted GFRC Concrete	
Stocked	PRI/105408 - Black PRI/105409 - Grey	PRI/105408E - Black PRI/105409E - Grey
Special Order (8 Weeks)	PRI/105410 - Cafe PRI/105411 - Coastal	PRI/105410E - Cafe PRI/105411E - Coastal
Dimensions	30"W x 30"L	Height 10"
Ignition Type	Standard: Certified Match Lit	Upgrade: 12V Cobalt Electronic In-Field Assembly Required
Burner	Warming Trends U100 Brass Burner (NG/LP Universal)	
Includes	Key valve access on side, 1/2" Flexline and Key	
BTU	65,000 BTU	100,000 BTU
\$	\$3683.99	\$6517.99

Media or Cover - Not Included
Required for Electronic: 12V Pool & Spa Transformer (PX100: 1 Per Ignition) - Not Included



PRISM

MODERNO 2 FIRE & WATER

BOWL STYLE

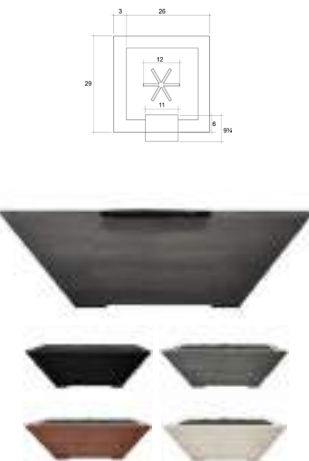


	12V Electronic	
Finish	Hand Crafted GFRC Concrete	
Special Order (8 Weeks)	PRI/PH-446-FWBENG - Black PRI/PH-446-FWBPNG - Grey PRI/PH-446-FWBCNG - Cafe PRI/PH-446-FWCCNG - Coastal	Order Match Lit Item # PLUS: PRI/PH-IGNITE (12V Ignition)
Dimensions	29" Diameter	Height 12"
Ignition Type	12V PH Ignite Electronic Pool Certified	
Burner	12" Star Stainless Steel Burner	
Includes	Key valve access on side, 1/2" Flexline & Key, 11" Scupper and Lava Rock	
BTU	65,000 BTU	
\$	Total for Bowl & 12V Ignition	\$6649.99
	<small>Cover - Not Included Required for Electronic: 12V Pool & Spa Transformer (PX100: 1 Per Ignition) - Not Included</small>	

PRISM

LOMBARD FIRE & WATER

WOK STYLE



	12V Electronic	
Finish	Hand Crafted GFRC Concrete	
Special Order (8 Weeks)	PRI/PH-445-FWBENG - Black PRI/PH-445-FWBPNG - Grey PRI/PH-445-FWBCNG - Cafe PRI/PH-445-FWBCCNG - Coastal	Order Match Lit Item # PLUS: PRI/PH-IGNITE (12V Ignition)
Dimensions	30"W x 30"L	Height 10"
Ignition Type	12V PH Ignite Electronic Pool Certified	
Burner	12" Star Stainless Steel Burner	
Includes	Key valve access on side, 1/2" Flexline & Key, 11" Scupper and Lava Rock	
BTU	65,000 BTU	
\$	Total for Bowl & 12V Ignition	\$6790.99
	<small>Cover - Not Included Required for Electronic: 12V Pool & Spa Transformer (PX100: 1 Per Ignition) - Not Included</small>	

**POOL & SPA RATED
12V TRANSFORMER**



ITEM #:
INT/PX100 100W
12V, 13V, 14V **\$239.99**
Works with the
Warming Trends Cobalt Ignition.
Suggested: 1 Per Bowl

**MORE STYLES OF
BOWLS ALSO AVAILABLE!**



FIREBOWL COVERS



PREMIUM COMMERCIAL COVER
ST/BCVR-29R
29" Circular Black Canvas Cover **\$185.99**
ST/BCVR-30S
30" Square Black Canvas Cover **\$185.99**



- SQUARE INSERTS
- CIRCULAR INSERTS
- RECTANGULAR INSERTS
- LINEAR INSERTS
- FIREBOWLS
- FIREPLACES
- FIREPLACE INSERTS
- FIRE PITTS
- READY TO FINISH
- IGNITION ACCESSORIES
- MEDIA
- LIDS AND WIND GUARDS
- TORCHES & LANTERNS
- INFRARED HEAT

LINEAR FIRE

FIRE GARDEN

LINEAR INSERT

POOL CERTIFIED



INFO

Featuring heavy-duty stainless steel construction and tempered glass wind guards, Fire Garden™ Fire Pit Burners are perfect for all-weather installation. These weather-proof units do not require protective covers and are engineered to be enjoyed in all weather conditions, year-round. The All-Weather 24V Hot Shot™ Electronic Ignition is the most robust and reliable ignition system offered in the industry. These Fire Pit Burners feature the most incredible, alluring presentations of fire you've ever seen and create the ultimate outdoor gathering space. Featuring heavy-duty stainless steel construction and tempered glass wind guards, Fire Garden™ Fire Pit Burners are perfect for all-weather installation. These weather-proof units do not require protective covers and are engineered to be enjoyed in all weather conditions, year-round. Their All-Weather 24V Hot Shot™ Electronic Ignition is the most robust and reliable ignition system offered in the industry.

Product Info:	36" x 12" Kit	60" x 12" Kit	120" x 12 Kit
Burner Dimensions	36" W x 12" D x 10 1/4" H	60" W x 12" D x 10 1/4" H	120" W x 12" D x 10 1/4" H
BTU	65,000	120,000	240,000
Fuel Type	Ships as NG, LP Conversion Kit Included		
Included Parts	Key Valve and Flex Line Included (3/4" of 1" gas line, Key Valve, 3" & 18" Key & Enclosure Vents)		
Ignition System	24V AC Hot Shot Electronic Ignition		
Included Wind Guard	40 3/4" x 15 5/8" x 6 1/2"H	64 3/4" x 15 5/8" x 6 1/2"H	124 3/4" x 15 5/8" x 6 1/2"H
Cover	Weatherproof burners DO NOT require an additional cover.		
Media	Media is REQUIRED, Media is not included.		
Transformer Required	Transformer is required and not included, please purchase TRA/94800830		
Housing	16 Gauge Stainless Steel Construction		
ITEM #:	TRA/94900434	TRA/94900447	TRA/94900465
\$	\$5114.99	\$6883.99	\$12847.99

Required Accessories

Media	Glass 30lbs	Glass 50lbs	Glass 120lbs
Required Transformer	TRA/94800830: \$479.99		

24V HOT SHOT IGNITION

All-Weather 24V Hot Shot™ Electronic Ignition is the most robust and reliable ignition system offered in the industry. This is the same proven system that has been featured on our Tempest Torches for over ten years. You are able to control up to six Fire Garden™ units, including Tempest Torches or Lanterns, with a single switch (refer to Owner's Manual for more details). This system can be used with a light switch, remote control, programmable timer, or wired into a SmartHome system.



FIRE GARDEN

LINEAR FIREPLACE



INFO

With its impressive 36" or 60" ribbon of flame, reflective black glass fire backs, and large variety of decorative interior medias you are sure to elevate your outdoor space into an unforgettable experience. Sit back and relax knowing it is constructed with premium materials like heavy duty stainless steel and features the most robust and reliable 24V AC Hot Shot™ electronic ignition system on the market so you'll be enjoying the Outdoor Linear Gas Fireplace for years to come.

Product Info:	42" Single Sided	66" Single Sided
Description	(40" Viewing Window)	(64" Viewing Window)
Viewing Window Area	40" x 24"	64" x 24"
Burner BTU	65,000	120,000 BTU
Fuel Type	Ships as NG, LP Conversion Kit Included	
Included Parts	3/8" Thick tempered glass, 6" tall, Black Glass Fire Back, Air Vent Kit	
Ignition System	24V AC Hot Shot Electronic Ignition (New centre pilot location)	
Media	Media is REQUIRED, Media is not included.	
Transformer Required	Transformer is required and not included, please purchase TRA/94800830	
Housing	16 Gauge Stainless Steel Construction	
Item #:	TRA/94900291	TRA/94900301
\$	\$7700.99	\$10073.99
Required Accessories		
Media	Glass 40lbs	Glass 50lbs
Required Transformer	TRA/94800830: \$479.99	

**24V
HOT SHOT
IGNITION**

All-Weather 24V Hot Shot™ Electronic Ignition is the most robust and reliable ignition system offered in the industry. This is the same proven system that has been featured on our Tempest Torches for over ten years. You are able to control up to six Fire Garden™ units, including Tempest Torches or Lanterns, with a single switch (refer to Owner's Manual for more details). This system can be used with a light switch, remote control, programmable timer, or wired into a SmartHome system.



- SQUARE INSERTS
- CIRCULAR INSERTS
- RECTANGULAR INSERTS
- LINEAR INSERTS
- FIREBOWLS
- FIREPLACES**
- FIREPLACE INSERTS
- FIRE PITTS
- READY TO FINISH
- IGNITIONS & ACCESSORIES
- MEDIA
- LIDS AND WIND GUARDS
- TORCHES & LANTERNS
- INFRARED HEAT

FIREPLACE INSERT KITS

WARMING TRENDS

FITS 24" & LARGER



ITEM #:	WT/104694		WT/104696	
Features	Brass Burner strapped to an elevated pow.-coated aluminum plate			
Fuel Type	Natural Gas		Natural Gas	
Plate Dimensions	15.5" x 9.75"		15.5" x 9.75"	
Grate Dimensions	19" W x 17" D		19" W x 17" D	
Burner & BTU	H-Style 120,000		Tree Style 110,000	
Ignition	PBIK Ignition System, 3" Key, 12" Key, 8" Key Valve Extensions, 65K Reducing Orifice, 90K Reducing Orifice, and Flex Line Kit			
Stock Type	SPECIAL ORDER		SPECIAL ORDER	
PBIK Ign \$	\$2088.99		\$1926.99	
Upgrade Ignition				
Mercury Ign. \$	WT/104698	\$3331.99	WT/104700	\$3168.99
Electronic Ign. \$	WT/104702	\$5236.99	WT/104704	\$5074.99
Optional Log Set	OCS (Classic Oak Log Set, 9 Pcs)			

WARMING TRENDS

FITS 30" & LARGER



ITEM #:	WT/104355		WT/104357	
Features	Brass Burner strapped to an elevated pow.-coated aluminum plate			
Fuel Type	Natural Gas		Natural Gas	
Plate Dimensions	15.5" x 9.75"		15.5" x 9.75"	
Grate Dimensions	22.75" W x 17" D		22.75" W x 17" D	
Burner & BTU	H-Style 120,000		Tree Style 110,000	
Ignition	PBIK Ignition System, 3" Key, 12" Key, 8" Key Valve Extensions, 65K Reducing Orifice, 90K Reducing Orifice, and Flex Line Kit			
Stock Type	SPECIAL ORDER		SPECIAL ORDER	
PBIK Ign \$	\$2112.99		\$1949.99	
Upgrade Ignition				
Mercury Ign. \$	WT/104499	\$3433.99	WT/104501	\$3271.99
Electronic Ign. \$	WT/104515	\$5339.99	WT/104517	\$5177.99
Optional Log Set	OCS (Classic Oak Log Set, 9 Pcs)			

WARMING TRENDS

FITS 36" & LARGER



ITEM #:	WT/104359		WT/104361	
Features	Brass Burner strapped to an elevated pow.-coated aluminum plate			
Fuel Type	Natural Gas		Natural Gas	
Plate Dimensions	21.5" x 9.75"		21.5" x 9.75"	
Grate Dimensions	29" W x 17" D		29" W x 17" D	
Burner & BTU	H-Style 160,000		Tree Style 170,000	
Ignition	PBIK Ignition System, 3" Key, 12" Key, 8" Key Valve Extensions, 65K Reducing Orifice, 90K Reducing Orifice, and Flex Line Kit			
Stock Type	SPECIAL ORDER		SPECIAL ORDER	
PBIK Ign \$	\$2397.99		\$2535.99	
Upgrade Ignition				
Mercury Ign. \$	WT/104503	\$3712.99	WT/104505	\$3857.99
Electronic Ign. \$	WT/104519	\$5624.99	WT/104521	\$5762.99
Optional Log Set	OCM (Classic Oak Log Set, 12 Pcs)			

WARMING TRENDS

FITS 42" & LARGER



ITEM #:	WT/104363		WT/104365	
Features	Brass Burner strapped to an elevated pow.-coated aluminum plate			
Fuel Type	Natural Gas		Natural Gas	
Plate Dimensions	27" x 10.5"		27" x 10.5"	
Grate Dimensions	32.5"W x 17" D		32.5"W x 17" D	
Burner & BTU	H-Style 200,000		Tree Style 230,000	
Ignition	PBIK Ignition System, 3" Key, 12" Key, 8" Key Valve Extensions, 65K Reducing Orifice, 90K Reducing Orifice, and Flex Line Kit			
Stock Type	SPECIAL ORDER		SPECIAL ORDER	
PBIK Ign \$	\$2705.99		\$3000.99	
Upgrade Ignition				
Mercury Ign. \$	WT/104507	\$4027.99	WT/104509	\$4321.99
Electronic Ign. \$	WT/104523	\$5933.99	WT/104525	\$6227.99
Optional Log Set	OCL (Classic Oak Log Set, 15 Pcs)			

WARMING TRENDS

FITS 48" & LARGER



ITEM #:	WT/104367		WT/104369	
Features	Brass Burner strapped to an elevated pow.-coated aluminum plate			
Fuel Type	Natural Gas		Natural Gas	
Plate Dimensions	34.75" x 10.5"		34.75" x 10.5"	
Grate Dimensions	43.5" W x 17" D		43.5" W x 17" D	
Burner & BTU	H-Style 240,000		Tree Style 290,000	
Ignition	PBIK Ignition System, 3" Key, 12" Key, 8" Key Valve Extensions, 65K Reducing Orifice, 90K Reducing Orifice, and Flex Line Kit			
Stock Type	SPECIAL ORDER		SPECIAL ORDER	
PBIK Ign \$	\$3472.99		\$3602.99	
Upgrade Ignition				
Mercury Ign. \$	WT/104511	\$4794.99	WT/104513	\$4923.99
Electronic Ign. \$	WT/104527	\$6717.99	WT/104529	\$6829.99
Optional Log Set	OCL (Classic Oak Log Set, 15 Pcs)			



- SQUARE INSERTS
- CIRCULAR INSERTS
- RECTANGULAR INSERTS
- LINEAR INSERTS
- FIREBOWLS
- FIREPLACES
- FIREPLACE INSERTS
- FIRE PITTS
- READY TO FINISH
- IGNITIONS & ACCESSORIES
- MEDIA
- LIDS AND WIND GUARDS
- TORCHES & LANTERNS
- INFRARED HEAT


FIRE PITS

WARMING TRENDS

AON SQUARE



ITEM #:	WT/S40	WT/S48	WT/S56
Finish		Powdercoated Steel	
Stock Status	4 Week Special Order	Stocked NG, Charcoal, Mercury Ignition	4 Week Special Order
Dimensions	40" x 40" x 18"	48" x 48" x 18"	56" x 56" x 18"
Ignition Type		Mercury Ignition or Platinum Electronic	
Burner	140,000 BTU Crossfire	180,000 BTU Crossfire	280,000 BTU Crossfire
Fuel Type	New Warming Trends Burners work with LP and NG		
Finishes	Black, Sand Pebble, Bronze or Charcoal		
Mercury \$	\$6552.99	\$8468.99	\$9746.99
Electronic \$	\$8988.99	\$10705.99	\$11982.99




Manufacturer requires unit to be covered for lifetime warranty.

WARMING TRENDS

AON RECTANGULAR



ITEM #:	WT/R48	WT/R60	WT/R72
Finish		Powdercoated Steel	
Stock Status		4 Week Special Order	
Dimensions	48" x 30" x 18"	60" x 34" x 18"	72" x 38" x 18"
Ignition Type		Mercury Ignition or Platinum Electronic	
Burner	170,000 BTU Crossfire	230,000 BTU Crossfire	290,000 BTU Crossfire
Fuel Type	New Warming Trends Burners work with LP and NG		
Finishes	Black, Sand Pebble, Bronze or Charcoal		
Mercury \$	\$7215.99	\$8391.99	\$9572.99
Electronic \$	\$9451.99	\$10628.99	\$11809.99



Manufacturer requires unit to be covered for lifetime warranty.

WARMING TRENDS

AON CIRCULAR



ITEM #:	WT/C36	WT/C42	WT/C48
Finish		Powdercoated Steel	
Stock Status	SPECIAL ORDER	SPECIAL ORDER	SPECIAL ORDER
Dimensions	36"D x 18"H	42"D x 18"H	48"D x 18"H
Ignition Type	Mercury Ignition or Platinum Electronic		
Burner	120,000 BTU Crossfire	140,000 BTU Crossfire	180,000 BTU Crossfire
Fuel Type	New Warming Trends Burners work with LP and NG		
Finishes	Black, Sand Pebble, Bronze or Charcoal		
Mercury \$	\$6405.99	\$7107.99	\$8471.99
Electronic \$	\$8718.99	\$9420.99	\$10784.99



Manufacturer requires unit to be covered for lifetime warranty.

FIREGEAR

SANCTUARY 1



ITEM #:	FG/SANI-30LH(TPSI/AWS)-(FINISH)	Optional Accessories:
Finish z	AR : Arctic (White) SL : Slate (Grey) RA : Raven (Black)	Propane Conversion FG/TPSI-LPK41
Material	Outdoor GFRC Concrete	\$94.99
Fuel Type	Natural Gas (Liquid Propane Part #: TPSI-LPK41)	Propane Tank Holder FG/SANCTUARY-LPTE
Ignition Type	TPSI (Thermocouple Piloted Safety Ignition) AWS (All Weather Electronic Ignition System) 120V Req.	\$1299.99
BTU Output	75,000 BTU	Glass Wind Guard FG/GWS3517
Fire Pit Size	Dimension: 56"L x 38"W Height: 16"	\$399.99
Weight	430lbs	
Includes	PVC Cover: 100% water resistant, UV-protected	
\$	TPSI - Stocked \$4999.99 AWS - Special Order \$8499.99	



- SQUARE INSERTS
- CIRCULAR INSERTS
- RECTANGULAR INSERTS
- LINEAR INSERTS
- FIREBOWLS
- FIREPLACES
- FIREPITS
- READY TO FINISH
- IGNITIONS & ACCESSORIES
- MEDIA
- LIDS AND WIND GUARDS
- TORCHES & LANTERNS
- INFRARED HEAT

READY TO FINISH KITS

WARMING TRENDS

ORIGINAL

SQUARE



ITEM #:	WT/FS3636	WT/FS4848	WT/FS6060
Features	Aluminum frames with concrete board		
Dimensions	36" x 36" W x 18" H	48" x 48" W x 18" H	60" x 60" W x 18" H
Fuel Type	Universal (NG/LP)		
Burner & BTU	U140: 140,000 BTU	U180: 180,000 BTU	U300: 300,000 BTU
Pan Size	24" Pan w/ 2" Sidewall	30" Pan w/ 2" Sidewall	42" Pan w/ 2" Sidewall
Ignition	Match Lit	Match Lit	Match Lit
Includes	Vent Kit, FK1 Flexline Kit	Vent Kit, FK1 Flexline Kit	Vent Kit, FK2 Flexline Kit
Stock Type	STOCKED	SPECIAL ORDER	SPECIAL ORDER
\$	\$4123.99	\$5162.99	\$6099.99
Ignition Upgrade Add-On			
Mercury Ign. \$	\$1517.99	\$1517.99	\$1832.99
Electronic Ign. \$	\$3499.99	\$3499.99	\$3499.99

WARMING TRENDS

ORIGINAL

CIRCULAR



ITEM #:	WT/FC42	WT/FC54	WT/FC60
Features	Aluminum frames with concrete board		
Dimensions	42" W x 18" H	54" W x 18" H	60" W x 18" H
Fuel Type	Universal (NG/LP)		
Burner & BTU	U140: 140,000 BTU	U180: 180,000 BTU	U240: 240,000 BTU
Pan Size	24" Pan w/ 2" Sidewall	30" Pan w/ 2" Sidewall	36" Pan w/ 2" Sidewall
Ignition	Match Lit	Match Lit	Match Lit
Includes	Vent Kit, FK1 Flexline Kit	Vent Kit, FK1 Flexline Kit	Vent Kit, FK2 Flexline Kit
Stock Type	STOCKED	SPECIAL ORDER	SPECIAL ORDER
\$	\$5394.99	\$6274.99	\$7421.99
Ignition Upgrade Add-On			
Mercury Ign. \$	\$1517.99	\$1517.99	\$1517.99
Electronic Ign. \$	\$3499.99	\$3499.99	\$3499.99



WARMING TRENDS

LINEAR

RECTANGULAR



ITEM #:	WT/FR4830	WT/FR6036	WT/FR7242NG
Features	Aluminum frames with concrete board		
Dimensions	48" L x 30" W x 18" H	60" L x 36" W x 18" H	72" L x 42" W x 18" H
Fuel Type	Universal (NG/LP)		
Burner & BTU	U110: 110,000 BTU	U150: 150,000 BTU	U210: 210,000 BTU
Pan Size	28" x 10" Pan w/ 2" Sidewall	38" x 14" Pan w/ 2" Sidewall	48" x 18" Pan w/ 2" Sidewall
Ignition	Match Lit		
Includes	Vent Kit, FK1 Flexline Kit	Vent Kit, FK1 Flexline Kit	Vent Kit, FK1 Flexline Kit
Stock Type	STOCKED	SPECIAL ORDER	SPECIAL ORDER
\$	\$4594.99	\$5896.99	\$6315.99
Ignition Upgrade Add-On			
Mercury Ign. \$	\$1517.99	\$1517.99	\$1517.99
Electronic Ign. \$	\$3499.99	\$3499.99	\$3499.99

WARMING TRENDS

TREE-STYLE

RECTANGULAR



ITEM #:	WT/FRT4830	WT/FRT6036	WT/FRT7242NG
Features	Aluminum frames with concrete board		
Dimensions	48" L x 30" W x 18" H	60" L x 36" W x 18" H	72" L x 42" W x 18" H
Fuel Type	Universal (NG/LP)		
Burner & BTU	UT170: 170,000 BTU	UT230: 230,000 BTU	UT290: 290,000 BTU
Pan Size	28" x 10" Pan w/ 2" Sidewall	38" x 14" Pan w/ 2" Sidewall	48" x 18" Pan w/ 2" Sidewall
Ignition	Match Lit		
Includes	Vent Kit, FK1 Flexline Kit	Vent Kit, FK1 Flexline Kit	Vent Kit, FK2 Flexline Kit
Stock Type	SPECIAL ORDER	SPECIAL ORDER	SPECIAL ORDER
\$	\$5454.99	\$6739.99	\$7577.99
Ignition Upgrade Add-On			
Mercury Ign. \$	\$1517.99	\$1517.99	\$1832.99
Electronic Ign. \$	\$3499.99	\$3499.99	\$3499.99



- SQUARE INSERTS
- CIRCULAR INSERTS
- RECTANGULAR INSERTS
- LINEAR INSERTS
- FIREBOWLS
- FIREPLACES
- FIREPLACE INSERTS
- FIRE PITTS
- READY TO FINISH
- IGNITORS & ACCESSORIES
- MEDIA
- LIDS AND WIND GUARDS
- TORCHES & LANTERNS
- INFRARED HEAT

IGNITIONS & ACCESSORIES

WARMING TRENDS

MERCURY



ITEM #:

WT/MERC(NG/LP)

The Mercury Ignition provides a layer of safety in the event a burner's flame is unexpectedly extinguished. This innovative new design provides a quick, automatic shutoff of gas flow and an easy reset to reignite the flame when ready to address building and safety code requirements.

Delivers unmatched BTU output of 240 BTUs compared to only 140 BTUs from any competitor

No electricity required - battery operated - 3 Year Warranty

\$1321.99

REQUIRED

WT/FKM1 Single Flex Line Kit for burners under 249K BTU

\$195.99

WT/FKM2 Dual Flex Line Kit for burner overs 250K BTU

\$510.99

WARMING TRENDS

COBALT LOW VOLTAGE

POOL CERT.



Ideal for installations near pools, spas, or other water features. 490,000 BTU output, 12 volt system.



ITEM #:

WT/105023 (NG)

WT/105024 (LP)

The COBALT LOW VOLTAGE IGNITION SYSTEM™ is a fully automatic, 12 Volt ignition. It is ideal for installations near pools, spas and other water features. It is compatible with home automation systems and an available power lead allows direct wiring into multi-unit transformers. Additionally, onboard diagnostics makes trouble shooting easier. The Cobalt delivers 490,000 BTUs of gas output per hour

Includes: Valve Box Hot Surface Igniter/Pilot + 12V Transformer for 1/2 In Manifolds. Maximum Gas Output 490,000 /hr

\$2833.99

\$2833.99

WARMING TRENDS

PLATINUM



24V electronic system with 680,000 BTU delivery. Innovative, robust design.



ITEM #:

WT/103063
(NG, 1/2" Manifolds)

WT/103064
(LP, 1/2" Manifolds)

WT/103065
(NG, 3/4" Manifolds)

WT/103066
(LP, 3/4" Manifolds)

The PLATINUM IGNITION SYSTEM™ is a 24V, fully automatic ignition system. It delivers an outstanding 680,000 BTUs of gas output per hour. It is compatible with home automation systems and an available power lead allows direct wiring into multi-unit transformers. Additionally, onboard diagnostics makes trouble shooting easier. The Platinum is the go-to 24V ignition in the industry, renowned for its durability and reliability, especially in high-capacity installations.

\$3499.99


STAINLESS VENTS



These vents are designed to support the fire block all while allowing air flow through the pit to keep the enclosure safer, cooler and pest free.
MADE IN CANADA

ST/VENT-84	8 x 4"	\$129.99
ST/VENT-113.5	11 x 3.5"	\$119.99
ST/VENT-93	9.75 x 3"	\$109.99

VENT KIT




ITEM #: ST/VENT-6X12SS

Stainless Steel 6" H x 12" W vents with stainless tapcons.
Each vent provides 18 square inches of ventilation.

\$ **\$59.99**

VENT KIT



ITEM #: WT/FPVK

Fire Pit Vent Kit: Aluminum (2) 12" x 4" Vents+ 18 square inches of vent area per vent

\$ **\$96.99**

MOUNTING BRACKETS



ITEM #: WT/COLLAR

Allows you to fill the gap between the inside opening and the size of the burner pan with lip or flat pan
Allows you to remove the burner system without moving any pavers or architectural block

19" in length

\$ **\$50.99**

ITEM #: FG/FLEXFRAME-SS

Allows you to fill the gap between the inside opening and the size of the burner pan with lip or flat pan

Allows you to remove the burner system without moving any pavers or architectural block

16 gauge stainless steel
Includes two (2) 44" pieces per package.

\$ **\$299.99**

POOL & SPA RATED 12V TRANSFORMER



ITEM #: INT/PX100

100W
12V, 13V, 14V

\$239.99

Works with the Warming Trends Cobalt Ignition for the Warming Trends AON Firebowls Series.



Photo Courtesy of:
LandArt & Ballard Photography



- SQUARE INSERTS
- CIRCULAR INSERTS
- RECTANGULAR INSERTS
- LINEAR INSERTS
- FIREBOWLS
- FIREPLACES
- FIREPLACE INSERTS
- FIRE PITTS
- READY TO FINISH
- IGNITIONS & ACCESSORIES
- MEDIA
- LIDS AND WIND GUARDS
- TORCHES & LANTERNS
- INFRARED HEAT

FIRE MEDIA

BLACK FIRE GLASS



BLACK (20LB BAG)

ST/BRG-20LB	\$109.99
Size	1/4- 1/2"
	Naturally Reflective


COPPER FIRE GLASS



COPPER (20LB BAG)

ST/CRG-20LB	\$109.99
Size	1/4- 1/2"
	Naturally Reflective

CLEAR FIRE GLASS



CLEAR MIRRORED (20LB BAG)

ST/WRG-20LB	\$109.99
Size	1/4- 1/2"
	Naturally Reflective

LIGHT BLUE FIRE GLASS



AQUA BLUE (20LB BAG)

ST/ARG-20LB	\$109.99
Size	1/4- 1/2"
	Naturally Reflective

BLACK FIRE STONES



SLATE BLACK (20LB BAG)

ST/SBFS	\$109.99
Size	2-3"
Packaging	20lb
Coverage	1 SQ. Ft.

GREY FIRE STONES



LIGHT GREY (20LB BAG)

ST/LGFS	\$109.99
Size	2-3"
Packaging	20lb
Coverage	1 SQ. Ft.

LAVA ROCK



LAVA ROCK (40LB. BAG)

WT/BLR	\$59.99
--------	----------------

ROLLED LAVA STONES



LAVA STONE (25LB. BAG)

AQU/78316	\$54.99
Individual Stones 1-2"	

SUGGESTED LAVA

3" Depth

Square Opening

18" Plate	35 lbs
24" Plate	60 lbs
30" Plate	80 lbs
36" Plate	120 lbs

Round Opening

18" Plate	35 lbs
24" Plate	60 lbs
30" Plate	80 lbs
36" Plate	120 lbs

Rectangular Opening

18" x 32" Plate	65 lbs
-----------------	---------------

OAK CLASSIC LOG SET



CERAMIC OAK LOG SET

WT/OCS	9 Pcs	\$1266.99
WT/OCM	12 Pcs	\$1614.99
WT/OCL	14 Pcs	\$2156.99

CHARRED LOG SET



CERAMIC CHARRED LOG SET

WT/CHS	9 Pcs	\$1266.99
WT/CHM	12 Pcs	\$1614.99
WT/CHL	14 Pcs	\$2156.99

CANVAS COVERS



PREMIUM COMMERCIAL COVER

Protect your investment with precision-fit canvas covers, tailored to your exact project. We can custom quote a durable, weather-resistant cover designed to fit perfectly and look professional. 13 oz, 1000 Denier, PVC Coated Polyester, Tarp Grade and Waterproof

STEEL LOG SETS



ITEM #:	WT/SLS18	WT/SLS24	WT/SLS30	WT/SLS36
Handcrafted to fit:	18" Fire Pit	24" Fire Pit	30" Fire Pit	36" Fire Pit
Special Order	These steel logs retain heat for greater heat output			
\$	\$2866.99	\$3690.99	\$4513.99	\$5537.99



- SQUARE INSERTS
- CIRCULAR INSERTS
- RECTANGULAR INSERTS
- LINEAR INSERTS
- FIREBOWLS
- FIREPLACES
- FIREPLACE INSERTS
- FIRE PITTS
- READY TO FINISH
- IGNITORS & ACCESSORIES
- MEDIA
- LIDS AND WIND GUARDS
- TORCHES & LANTERNS
- INFRARED HEAT



LIDS & WINDGUARDS


ROUND COVER



BRUSHED ALUMINUM

WT/FPC20C	20"	\$480.99
WT/FPC26C	26"	\$652.99
WT/FPC32C	32"	\$952.99
WT/FPC38C	38"	\$1568.99

SQUARE COVER



BRUSHED ALUMINUM

WT/FPC20S	20"	\$480.99
WT/FPC26S	26"	\$652.99
WT/FPC32S	32"	\$952.99
WT/FPC38S	38"	\$1568.99

RECTANGULAR COVER



BRUSHED ALUMINUM

WT/FPC3420R	20x34"	\$822.99
WT/FPC4219R	42x19"	\$1058.99
WT/FPC4819R	48x19"	\$1118.99
WT/FPC3910R	39x10"	\$642.99
WT/FPC4610R	46x10"	\$703.99
WT/FPC5211R	52x11"	\$761.99
WT/FPC5811R	58x11"	\$841.99
WT/FPC6413R	64x12.75"	\$977.99


ROUND COVER



.304 STAINLESS

FG/LID-19R2	22"	\$249.99
FG/LID-25R2	28"	\$399.99
FG/LID-29R2	32"	\$499.99
FG/LID-33R2	36"	\$599.99

SQUARE COVER




.304 STAINLESS

FG/LID-20S	22.75"	\$379.99
FG/LID-26S	28.75"	\$499.99
FG/LID-32S	32.75"	\$799.99
FG/LID-38S	38.75"	\$999.99




LINEAR COVER



.304 STAINLESS

FG/LID-LOF2406	26.75" x 8.75"	\$209.99
FG/LID-LOF3606	38.75" x 8.75"	\$249.99
FG/LID-LOF4806	50.75" x 8.75"	\$369.99
FG/LID-LOF6006	62.75" x 8.75"	\$439.99
FG/LID-LOF7206	74.75" x 8.75"	\$519.99
FG/LID-LOF8406	86.75" x 8.75"	\$549.99
FG/LID-LOF9606	98.75" x 8.75"	\$699.99

RECTANGULAR COVER



.304 STAINLESS

FG/LID-LOF2412	26.75" x 14.75"	\$299.99
FG/LID-LOF3012	32.75" x 14.75"	\$349.99
FG/LID-LOF3614	38.75" x 16.75"	\$449.99
FG/LID-LOF4214	44.75" x 16.75"	\$519.99
FG/LID-LOF4814	50.75" x 16.75"	\$579.99
FG/LID-LOF6016	62.75" x 18.75"	\$799.99
FG/LID-LOF7216	74.75" x 18.75"	\$949.99
FG/LID-LOF8416	86.75" x 18.75"	\$1099.99
FG/LID-LOF9616	98.75" x 18.75"	\$1199.99

**ROUND
FLAME GUARD**



HEAT RESISTANT TEMPERED

ST/GFG-30R	30" x 6"	\$399.99
HPC/WG30-RD	30" x 6"	\$599.99
FG/GWS-38R	38" x 6"	\$699.99

**SQUARE
FLAME GUARD**



HEAT RESISTANT TEMPERED

ST/GFG-2424	24x24"	\$298.99
ST/GFG-3030	30x30"	\$333.99
ST/GFG-3434	34x34"	\$339.99
ST/GFG-3838	38x38"	\$356.99

**RECTANGULAR
FLAME GUARD**



HEAT RESISTANT TEMPERED

ST/GFG-3622	36" x 22"	\$299.99
FG/GWS-3517	35.5" x 17.5"	\$399.99
FG/GWS-5311	53.5" x 11.5"	\$549.99

**LINEAR
FLAME GUARD**



HEAT RESISTANT TEMPERED

ST/GFG-3010	30" x 10"	\$309.99
ST/GFG-4112	41" x 12"	\$446.99



Photo Courtesy of:
LandArt & Ballard Photography

- SQUARE INSERTS
- CIRCULAR INSERTS
- RECTANGULAR INSERTS
- LINEAR INSERTS
- FIREBOWLS
- FIREPLACES
- FIREPLACE INSERTS
- FIRE PITS
- READY TO FINISH
- IGNITIONS & ACCESSORIES
- MEDIA
- LIDS AND WIND GUARDS
- TORCHES & LANTERNS
- INFRARED HEAT



GAS TORCHES

TEMPEST

TORCH



Specifications	Stainless Steel Frame & Burner Tempered Glass (Easy removal for cleaning) Automatic gas shut off if flame goes out Easy Access control panel Wet weather lighting port Single On/Off and flame height control Available in NG or LP	
BTU	20,000 BTU (17" Flame Height)	
Dimensions	22" H x 8.75" W x 8.75" D (Raincap - Included - adds 3" H)	
Ignition Type	Piezo Ignitor:	Low Voltage 24V Electric Ignition
	The manual light model works with built-in Piezo Igniter and easy access control panel	Can be used with a light switch, remote control, timer or wired into a SmartHome system
ITEM #:	TT/94900743 (NG) TT/94900753 (LP)	TT/94900745 (NG) TT/94900755 (LP)
Required (Both Models)	Mounting Equipment: (Post, Deck Mount, Pillar Mount or Wall Mount)	
\$	\$1792.99	\$2978.99
		Required: 24V Transformer TT/94800830 \$479.99

The Tempest Torch™ are dramatic decorative outdoor gas lamps that break the barriers of standard gas torch design. Their patented design features an enchanting spiral flame dancing within tempered glass walls. This natural venturi effect of fire in motion is created without the use of electricity or a fan. Created as an outdoor lighting furnishing for a wide array of exterior settings and applications, the Tempest Torch is designed to create the ultimate in lighting enhancement.

Note: 24V Transformer: Can run up to four 24V Torches. Can be located up 445 ft. from single torch, or approx 100ft from group of four torches



MOUNTING EQUIPMENT

	Posts	Deck Mount	Post Cover	Pillar Mount	Wall Mount
Item #	TT/94800813 Size: 3" x 93" *Direct Burial* \$465.99 TT/94800812 Size: 3" x 69" *Deck Mount* \$441.99	TT/94800821	TT/94800827	TT/94800826	TT/94800825
Notes	Direct Burial Post Includes 1/2" Flex Line	13" Diam. x 5"H	Square Black 13" sq. x 6" H	3" x 11" Allows installation on raised pillar or pedestal	Includes 1/2" Flex Line
\$	See Above	\$357.99	\$311.99	\$311.99	\$644.99

TEMPEST

LANTERN



Specifications	Stainless Steel Frame & Burner Tempered Gass (Easy removal for cleaning) Automatic gas shut off if flame goes out Easy Access control panel Wet weather lighting port Single On/Off and flame height control Available in NG ONLY
BTU	20,000 BTU (17" Flame Height)
Dimensions	30.5" H x 8.75" W x 8.75" D Low Voltage 24V Electric Ignition
Ignition Type	Can be used with a light switch, remote control, timer or wired into a SmartHome system
ITEM #:	TT/94900747 (NG)
Required (Both models)	Mounting Equipment: (Post, Deck Mount, Pillar Mount or Wall Mount)
\$	\$3384.99
Required 24V Transformer	TT/94800830: \$479.99

The Tempest Lantern's tempered glass housing design directs the oxygen needed for combustion, increasing the flame velocity for a dramatic, spiral-like presentation of fire. Beyond its groundbreaking design, the Tempest Lantern's practicality and usability are just as impressive. The variable flame reaches a height of 17", puts out up to 20,000 BTUs. The four-sided, 18" tall open-air tempered glass housing is designed to prevent the flame from going out during high winds or rainfall, but includes an automatic gas safety shutoff valve, should the flame ever go out.

Note: 24V Transformer: Can run up to four 24V Torches. Can be located up 445 ft. from single torch, or approx 100ft from group of four torches



MOUNTING EQUIPMENT



Posts



Deck Mount



Post Cover



Pillar Mount



Wall Mount

Item #	TT/94800813 Size: 3" x 93" *Direct Burial* \$465.99 TT/94800812 Size: 3" x 69" *Deck Mount* \$441.99	TT/94800821	TT/94800827	TT/94800826	TT/94800831
Notes	Direct Burial Post Includes 1/2" Flex Line	13" Diam. x 5"H	Square Black 13" sq. x 6" H	3" x 11" Allows installation on raised pillar or pedestal	Includes 1/2" Flex Line
\$	See Above	\$357.99	\$311.99	\$311.99	\$707.99



- SQUARE INSERTS
- CIRCULAR INSERTS
- RECTANGULAR INSERTS
- LINEAR INSERTS
- FIREBOWLS
- FIREPLACES
- FIREPLACE INSERTS
- FIRE PITTS
- READY TO FINISH
- IGNITORS & ACCESSORIES
- MEDIA
- LIDS AND WIND GUARDS
- TORCHES & LANTERNS
- INFRARED HEAT

INFRARED HEATERS

EUROFASE

INFRARED HEATING

SINGLE ELEMENT



Buying Guide

INFO

Unlike other supplemental heating appliances, infrared heaters do not heat the air and instead emit a clean, safe wavelength of light that only warms the objects the wavelength touches. Infrared heaters play a crucial role in reducing carbon footprints owing to their energy efficient operation and precise heating functions. Electric Infrared heaters have an impressive energy conversion rate exceeding 90%. Eurofase heaters can be easily controlled using our On/Off switches, control panels, Wi-Fi/ Bluetooth controller, timers & dimmers, thermostats and more. We also, have the capability to customize a control solution to meet your project requirements

ITEM #:	EUR/EF15120(B/S/W)	EUR/EF20240(B/S/W)	EUR/EF25240(B/S/W)	EUR/EF30240(B/S/W)
Description	39" Electric Single Quartz Element Heater	39" Electric Single Quartz Element Heater	39" Electric Single Quartz Element Heater	61" Electric Single Quartz Element Heater
Rated Output Wattage	1500W	2000W	2500W	3000W
Finish	B -Black, S - Stainless or W - White			
Housing	304 Stainless	304 Stainless	304 Stainless	304 Stainless
Volts	120V (Plug & Play)	240V	240V	240V
Total Amps	12.5	8.3A	10.4A	12..5A
Mounting Options	Wall/Ceiling/Flush/Pole			
Mounting Height	6'-8'	6'-8'	7'-9'	7'-9'
Mounting Angle (Wall/Ceiling)	30°/45°	30°/45°	30°/45°	30°/45°
Coverage Area	5'x6'	6'x6'	7'x7'	8'x8'
Dimensions	39.37"x 8.18" x 9.35"	39.37"x 8.18" x 9.35"	39.37"x 8.18" x 9.35"	61.26"x 8.18" x 9.35"
Warranty	3 Year			
\$	Black: \$605.00 Stainless: \$545.00 White: \$605.00	Black: \$750.00 Stainless: \$690.00 White: \$750.00	Black: \$765.00 Stainless: \$705.00 White: \$765.00	Black: \$840.00 Stainless: \$780.00 White: \$840.00
Optional Dust Cover	EUR/EF39CVRB: \$78.00	EUR/EF39CVRB: \$78.00	EUR/EF39CVRB: \$78.00	EUR/EF61CVRB: \$90.00

DECOR PLATES



ITEM #:	Chevron	Clover	Mason	Brix	Stella	Admiral
39" Black	EF39DCB1	EF39DCB2	EF39DCB3	EF39DCB5	EF39DCB6	EF39DCB8
39" Stainless	EF39DCS1	EF39DCS2	EF39DCS3	EF39DCS5	EF39DCS6	-
39" White	EF39DCW1	EF39DCW2	EF39DCW3	EF39DCW5	EF39DCW6	-
\$	\$128.00	\$128.00	\$128.00	\$128.00	\$128.00	\$128.00
61" Black	EF61DCB1	EF61DCB2	EF61DCB3	EF61DCB5	EF61DCB6	EF61DCB8
61" Stainless	EF61DCS1	EF61DCS2	EF61DCS3	EF61DCS5	EF61DCS6	-
61" White	EF61DCW1	EF61DCW2	EF61DCW3	EF61DCW5	EF61DCW6	-
\$	\$151.00	\$151.00	\$151.00	\$151.00	\$151.00	\$151.00

FLUSH MOUNT




ITEM #:	39"	61"
Black	EF39FMPFB	EF61FMPFB
Stainless	EF39FMPFS	EF61FMPFS
White	EF39FMPFW	EF61FMPFW
\$	\$670.00	\$730.00
Fire-rated Boxes		
ITEM #:	39"	61"
	EF39FRBC	EF61FRBC
\$	\$485.00	\$525.00

EUROFASE

INFRARED HEATING

DUAL ELEMENT



INFO

Unlike other supplemental heating appliances, infrared heaters do not heat the air and instead emit a clean, safe wavelength of light that only warms the objects the wavelength touches. Infrared heaters play a crucial role in reducing carbon footprints owing to their energy efficient operation and precise heating functions. Electric Infrared heaters have an impressive energy conversion rate exceeding 90%. Eurofase heaters can be easily controlled using our On/Off switches, control panels, Wi-Fi/ Bluetooth controller, timers & dimmers, thermostats and more. We also, have the capability to customize a control solution to meet your project requirements

ITEM #:	★ EUR/LP40240(B/S/W)	★ EUR/EF40240(B/S/W)	EUR/EF50240(B/S/W)	★ EUR/EF60240(B/S/W)
Description	64" Low Profile Electric Dual Quartz Element Heater	39" Electric Dual Quartz Element Heater	39" Electric Dual Quartz Element Heater	61" Electric Dual Quartz Element Heater
Rated Output Wattage	4000W	4000W	5000W	6000W
Finish	B -Black, S - Stainless		B -Black, S - Stainless or W - White	
Housing	304 Stainless	304 Stainless	304 Stainless	304 Stainless
Volts	240V	240V	240V	240V
Total Amps	16.7A	16.7A	20.8A	25A
Mounting Options		Wall/Ceiling/Flush/Pole		
Mounting Height	16.7A	8'-10'	8'-10'	8'-10'
Mounting Angle (Wall/Ceiling)	30°/45°	30°/45°	30°/45°	30°/45°
Coverage Area	10'x10'	8'x10'	9'x10'	11'x11'
Dimensions	62.75"x4.75"x8.875"	39.37"x 8.18" x 9.35"	39.37"x 8.18" x 9.35"	61.26"x 8.18" x 9.35"
Warranty			3 Year	
\$	Black: \$1065.00 Stainless: \$1065.00	Black: \$835.00 Stainless: \$775.00 White: \$835.00	Black: \$865.00 Stainless: \$815.00 White: \$865.00	Black: \$980.00 Stainless: \$910.00 White: \$980.00
Optional Dust Cover		EUR/EF39CVRB: \$78.00	EUR/EF39CVRB: \$78.00	EUR/EF61CVRB: \$90.00

ON/OFF SWITCHES



ITEM #:	
EUR/EFSSPW1	\$116.00
Single On/Off, White	
EUR/EFSPW	\$129.00
Single Duplex, White	
EUR/EFDWPW	\$215.00
Dual Duplex, White	

SMART WIFI CONTROL



ITEM #:	
EUR/EFIKWSM	\$475.00
Smart Wi-Fi/Bluetooth Controller:	
Requires one module per heater. This cost-effective upgrade provides smart functionality, including on/off, high/low settings, programmable timer, and a 4-hour auto shut-off. Multiple heaters can be seamlessly managed through the Eurofase Heating app.	

CONTACTOR BOX



ITEM #:	
EUR/EFCB24M1	\$1455.00
120V-240V Multi Input, 1 Zone	
EUR/EFCB24M2	\$1615.00
120V-240V Multi Input, 2 Zone	
EUR/EFCB24M4	\$2780.00
120V-240V Multi Input, 4 Zone	
Compatible with all home automation	



- SQUARE INSERTS
- CIRCULAR INSERTS
- RECTANGULAR INSERTS
- LINEAR INSERTS
- FIREBOWLS
- FIREPLACES
- FIREPLACE INSERTS
- FIRE PITTS
- READY TO FINISH
- IGNITION & ACCESSORIES
- MEDIA
- LIDS AND WIND GUARDS
- TORCHES & LANTERNS
- INFRARED HEAT

POOL PRODUCTS

HIDE

SKIMMER COVERS





Installation Guide



Features:

- 316 Marine-Grade Stainless Steel
- 10 year warranty - Maintenance is required
- Install on-site into new or existing pools
- Flush finish making it safe around your pool
- Must be bonded
- Concrete conversion supplied (Kits 1.6", 2.0", 2.5" only)
- Designed to complement the surrounding landscape, HIDE Skimmer Covers are not only pool safe compliant but also prevent chipping and cracking of stones or tiles.
- Each cover is sold as a complete kit, making it easy to replace traditional plastic lids with a more elegant and durable solution. Embrace HIDE Covers for an effortlessly sophisticated outdoor space

ITEM #:	DESCRIPTION	\$
HSL/12-0.8	Cover Kit, 12" Opening, 5/8" - 7/8" Paver Depth	\$419.99
HSL/12-1.2	Cover Kit, 12" Opening, 1" - 1 1/4" Paver Depth	\$419.99
HSL/12-1.6	Cover Kit, 12" Opening, 1 3/8" - 1 5/8" Paver Depth, Includes Concrete Kit	\$449.99
HSL/12-2	Cover Kit, 12" Opening, 1 3/4" - 2" Paver Depth, Includes Concrete Kit	\$449.99
HSL/12-2.5	Cover Kit, 12" Opening, 2 1/4" - 2 1/2" Paver Depth, Includes Concrete Kit	\$449.99
HSL/26-1.2	Cover Kit, 26" Opening, 1" - 1 1/4" Paver Depth	\$1599.99
HSL/MKEY-2.5		\$89.99



LINZEL.CA

24/7 ONLINE ACCESS TO YOUR ACCOUNT

- Real time inventory
- Personalized pricing
- Live online chat
- Platinum dealer locator
- Full account overview
- Purchase history
- Access receipts, invoices & statements
- Pay account balance
- Computer and phone friendly
- And more!



STRIKER

SPLASH SERIES



Features:

- 5.9" Lip extension
- 12 volt outdoor transformer & 32' power cord
- Load bearing capacity of Splash Series is 40 lbs. per linear foot. If weight exceeds, please use a lintel.
- IMPORTANT: Unit REQUIRES weight on lip extension. When installing, the base and top sides are required to be in contact with surrounding construction to prevent shifting or clear acrylic mouth from opening.**
- ABS Body for additional strength, clear acrylic lip
- Filtered water is required - not intended for water gardens or ponds
- 2 Year Warranty



ITEM #:	DIMENSIONS	SUGG. FLOW	PROJECTION (REC. HEIGHT)	LED COLOUR	INLET	\$
ST/WF12				NO LED		\$146.97
ST/WF12BL	12"W x 8.5"D x 3"H 12V DC 4 Watt	Up To: 1000 GPH	12-14" @ 18"H & 1000GPH (Rec. Height 20" Max)	BLUE	1.5" Socket	\$226.97
ST/WF12CW				COOL WHITE		\$226.97
ST/WF12WW				WARM WHITE		\$226.97
ST/WF24						
ST/WF24B	24"W x 8.5"D x 3"H 12V DC 8 Watt	Up To: 2000 GPH	12-14" @ 18"H & 2000GPH (Rec. Height 30" Max)	BLUE	1.5" Socket	\$285.97
ST/WF24CW				COOL WHITE		\$285.97
ST/WF24WW				WARM WHITE		\$285.97
ST/WF36						
ST/WF36BL	36"W x 8.5"D x 3"H 12V DC 12 Watt	Up To: 3000 GPH	12-14" @ 18"H & 3000GPH (Rec. Height 40" Max)	BLUE	2x 1.5" Socket	\$373.97
ST/WF36CW				COOL WHITE		\$373.97
ST/WF36WW				WARM WHITE		\$373.97
ST/WF48						
ST/WF48BL	48"W x 8.5"D x 3"H 12V DC 17 Watt	Up To: 4000 GPH	12-14" @ 18"H & 4000GPH (Rec. Height 40" Max)	BLUE	2x 1.5" Socket	\$452.97
ST/WF48CW				COOL WHITE		\$452.97
ST/WF48WW				WARM WHITE		\$452.97
ST/WFSPLITTER				Block Splitter for Splash Series LED		
ST/WF60WTX	60W Transformer (Required when powering more than 1 unit)					\$48.97
ST/WFEXT	20' Extension Cord For Splash Series LED					\$27.97



- SKIMMER COVERS
- POOL SPILLWAYS
- FORMAL SPILLWAYS
- FOUNTAIN BASINS
- FOUNTAINS & KITS
- POND-FREE
- WATERFALL STARTERS
- SKIMMERS
- POND KITS
- POND FILTERS
- POND CLARIFIERS
- PUMPS
- TUBING & LINER
- INSTALLATION
- FITTINGS
- MAINTENANCE
- AERATION
- LIGHTING
- TREATMENTS
- FISH FOOD
- FOUNTAINS
- WATER MANAGEMENT
- DRAINAGE PIPE



POOL PRODUCTS

CMP

NATURAL WONDERS

NO LED



Features:

- Heavy duty PVC construction, can be poured in concrete
- 6" lip can be cut in the field, 1.5" rear port entry
- Requires only 60 gph per inch of weir width
- 1 Year Warranty
- Filtered water is required




ITEM #:	DESCRIPTION	DIMENSIONS	SUGG. FLOW	INLET	\$
CMP/25577-135-600	12" PVC Weir Clear PVC	12.36"W x 8.07"D x 2.68"H	720 GPH		\$349.99
CMP/25577-185-600	18" PVC Weir Clear PVC	18.36"W x 8.07"D x 2.68"H	1080 GPH	1.5" SPIGOT (1)	\$419.99
CMP/25577-235-600	24" PVC Weir Clear PVC	24.13"W x 8.07"D x 2.68"H	1440 GPH		\$449.99
CMP/25577-335-600	36" PVC Weir Clear PVC	35.67"W x 8.07"D x 2.68"H	2160 GPH		\$564.99
CMP/25577-435-600	48" PVC Weir Clear PVC	47.36"W x 8.07"D x 2.68"H	2880 GPH	1.5" SPIGOT (2)	\$649.99
CMP/25577-535-600	60" PVC Weir Clear PVC	59.88"W x 8.07"D x 2.68"H	3600 GPH		\$949.99
CMP/25577-635-600	72" PVC Weir Clear PVC	71.57"W x 8.07"D x 2.68"H	4320 GPH		\$1249.99
CMP/25577-735-600	84" PVC Weir Clear PVC	83.24"W x 8.07"D x 2.68"H	5040 GPH	1.5" SPIGOT (3)	\$1399.99
CMP/25577-835-600	96" PVC Weir Clear PVC	95.13"W x 8.07"D x 2.68"H	5760 GPH		\$1549.99

ATLANTIC

COLORFALL

COLOUR CHANGING



Features:

- 5" Lip extension, Load bearing capacity of Colorfalls is 40 lbs. per linear foot
- 48 Vibrant Colour options with 18 preset modes
- 12 volt single control module with weather resistant outdoor enclosure & 20' power cord
- Inficolor and transformer included (for single unit)**
- Can be linked together to create various widths (up to 15')
- Filtered water is required
- 1 Year Warranty



ITEM #:	DIMENSIONS	SUGG. FLOW	PROJECTION (REC. HEIGHT)	INPUT	WATTS	INLET	\$
ATL/73879	12"W x 8"D x 3.5"H	1200 GPH	10-12" @ 18"H & 1200gph (Rec. 20" Max)	12V DC	2-5	1.5 FiPT	\$590.99
ATL/73880	24"W x 8"D x 3.5"H	2400 GPH	10-12" @ 18"H & 2400gph (Rec. 30" Max)	12V DC	3-10	1.5 FiPT	\$958.99
ATL/73881	36"W x 8"D x 3.5"H	3600 GPH	10-12" @ 18"H & 3600gph (Rec. 40" Max)	12V DC	5-15	1.5 FiPT	\$1210.99

Linking more than one unit?


Required:

ATL/74125	InfiColor Smart Module - Three Outlets. Sync outlets or control individually. 30W solid state transformer.						\$279.99
-----------	--	--	--	--	--	--	-----------------

CMP

BRILLIANT WONDERS

COLOUR CHANGING



Features:

Heavy Duty Natural Grey PVC body with clear 6" Lip

Includes: Rock Trap, 100' 12 Volt Cord

Controls Sold Separately: Controls must be purchased for all Brilliant Wonders LED Waterfalls

Front-side serviceability & Exclusive "Sawtooth" Lip Design

Synchronizes with other Brilliant Wonder LED Products & synchronizes with lighting from other Pool OEM

Eg: Hayward® Universal ColorLogic®, Zodiac®, Pentair® & Jandy®

Filtered water is required | **BOTTOM PORT**

ITEM #:	DESCRIPTION	SUGG. FLOW	INLET	\$
CMP/25676-131-000	12" PVC LED Waterfall	900 GPH		\$999.99
CMP/25676-181-000	18" PVC LED Waterfall	1350 GPH	1.5" SPIGOT (1)	\$1149.99
CMP/25676-231-000	24" PVC LED Waterfall	1800 GPH		\$1299.99
CMP/25676-331-000	36" PVC LED Waterfall	2700 GPH		\$1699.99
CMP/25676-431-000	48" PVC LED Waterfall	3600 GPH	1.5" SPIGOT (2)	\$1999.99
CMP/25676-531-000	60" PVC LED Waterfall	4500 GPH		\$2399.99
CMP/25676-631-000	72" PVC LED Waterfall	5400 GPH	1.5" SPIGOT (3)	\$2899.99
CMP/25676-831-000	96" PVC LED Waterfall	7200 GPH		\$3999.99

Required Controls **Smart Sync™** **CMP/25677-950-000**



Smart Sync® 60 WATT LED Waterfall Adapter (12V AC Input)

Universal Control for Brilliant Wonders LED Waterfall

Synchronize with Other Brilliant Wonders LED Products & lighting from other pool OEM'S

Allows Pool controls to operate/sync Brilliant Wonder spillway

One Smart Sync™ will control up to **12 ft.** Junction box required for more than one unit.

\$499.99



Pool & Spa Transformer **INT/PX300**

Specifically designed to supply 12-14 VAC and are suitable for direct connection to underwater pool and spa lights. 300W

\$284.99

Optional Controls **Watercolours Pool LED Light Controller** **JAN/WLC4C**



Finally, a wall-mounted pool light switch made with a contemporary aesthetic that's simple to operate and easy to install inside or outdoors. Designed for compatibility with major competitor brand lights, the Jandy® WaterColors Pool LED Light Controller lets you click through colour modes with just the touch of a single finger. The Jandy® WaterColors Pool LED Light Controller is suitable for indoor, or outdoor installation with a weatherproof cover (included).

Only 4 buttons make it easy to power on and change colours

Easy to click through and select colour modes and light shows

Pool Controller not required - For independent control of the CMP Spillways. Smart Sync required.

\$599.99



POOL SPILLWAYS

FOUNTAIN BASINS

POND-FREE

SKIMMERS

PUMPS

INSTALLATION

MAINTENANCE

LIGHTING

FISH FOOD

WATER MANAGEMENT

SKIMMER COVERS

FORMAL SPILLWAYS

FOUNTAIN & KITS

WATERFALL STARTERS

POND KITS

POND FILTERS

POND CLARIFIERS

TUBING & LINER

FITTINGS

AERATION

TREATMENTS

FOUNTAINS

DRAINAGE PIPE



FORMAL SPILLWAYS

ATLANTIC

WALL SCUPPER



Features:

304 Stainless Steel Spillways provide an enticing and durable focal point for fresh water applications in the hardscape

316 Stainless Steel Spillways enhance any vertical wall in hardscape within harsh elements. Linzel does not recommend for pools.

316 Units feature an integrated grounding lug for use in bonded systems. Modular design and convenient 4-inch height make Spillways ideal for garden wall block construction

Structural enclosure supports 80 lbs. per linear foot, for incorporation into masonry walls without lintels

Non-clogging weir reduces maintenance in open basin applications

5" Lip Extension, fully welded enclosure. All units have a 1.5" FiPT Inlet.

3 Year Warranty

304 Stainless	ITEM #:	DIMENSIONS	SUGG. FLOW	PROJECTION (REC. HEIGHT)	\$
	ATL/73858	12"W x 8½"D x 4"H	1200 GPH	9-10" @ 18"H & 1200 gph	\$430.99
	ATL/73860	24"W x 8½"D x 4"H	2400 GPH	9-10" @ 18"H & 2400 gph	\$630.99
	ATL/73862	36"W x 8½"D x 4"H	3600 GPH	9-10" @ 18"H & 3600 gph	\$884.99
316 Stainless					
	ATL/73859	12"W x 8½"D x 4"H	1200 GPH	9-10" @ 18"H & 1200 gph	\$605.99
	ATL/73861	24"W x 8½"D x 4"H	2400 GPH	9-10" @ 18"H & 2400 gph	\$884.99
	ATL/73863	36"W x 8½"D x 4"H	3600 GPH	9-10" @ 18"H & 3600 gph	\$1288.99
304 Copper					
	ATL/73855	12"W x 8½"D x 4"H	1200 GPH	9-10" @ 18"H & 1200 gph	\$532.99
	ATL/73856	24"W x 8½"D x 4"H	2400 GPH	9-10" @ 18"H & 2400 gph	\$800.99
	ATL/73857	36"W x 8½"D x 4"H	3600 GPH	9-10" @ 18"H & 3600 gph	\$1074.99
304 Stainless Splash Ring					
	ATL/74973	16"W x 8"D x 1½"H			\$343.99
	ATL/74226	28"W x 8"D x 1½"H		Virtually eliminates splash & reduces evaporation	\$495.99
	ATL/74974	40"W x 8½"D x 1½"H			\$630.99
304 Copper Splash Ring					
	ATL/73864	16"W x 8"D x 1½"H			\$426.99
	ATL/73865	28"W x 8"D x 1½"H		Virtually eliminates splash & reduces evaporation	\$618.99
	ATL/73866	40"W x 8½"D x 1½"H			\$791.99



TECH TIP

316 Stainless Steel Spillways were specifically designed for use with chlorinated water. 316 stainless is much more resistant to corrosion than 304 stainless steel. Atlantic's new 316 Stainless Steel Spillways feature an integrated grounding lug for use in bonded systems.

ATLANTIC

WALL SPOUTS

BRASS




Photo Courtesy of: Shademaster, Luxury Light & Jeremy James Visuals

ITEM #:	DESCRIPTION	SUGG. FLOW	PROJECTION (REC. HEIGHT)	INLET	DIMENSIONS	\$
ATL/73871	Mantova	600 GPH	14-16" at 18"H & 600 GPH	1.5" FiPT	5"W x 4 3/4"D x 5"H	\$322.99
ATL/73873	Ravenna	600 GPH	14-16" at 18"H & 600 GPH	1.5" FiPT	5"W x 5 3/4"D x 6"H	\$322.99
ATL/73872	Olivett	600 GPH	14-16" at 18"H & 600 GPH	1.5" FiPT	6"W x 4 1/2"D x 5"H	\$322.99
ATL/73875	Verona	600 GPH	14-16" at 18"H & 600 GPH	1.5" FiPT	7"W x 4 3/4"D x 7"H	\$322.99
3 Year Warranty						
ATL/74145	LED Spout Light. Warm White, 12VAC - 1" Mipt Thread to fit inside plumbing behind the spout					\$167.99

ATLANTIC

WATERWALL



ITEM #:	DESCRIPTION	FLOW	INLET	\$
ATL/73877	24" Stainless Steel Waterwall Spillway	Smooth Surfaces 750 - 1500 GPH Rough Surfaces 1500 - 3000 GPH	1.5 FiPT	\$630.99
	24" Copper Waterwall Spillway	Smooth Surfaces 750 - 1500 GPH Rough Surfaces 1500 - 3000 GPH		

Vertically oriented spillway simplifies the construction of water walls and weeping walls.

Revolutionary concept of spillway as a decorative focal point eliminates the need for valances.

Heavy-gauge 316 stainless steel construction ensures durability under even the harshest conditions.

1½" female threaded inlet and centre rear bonding lug facilitate hidden in-wall plumbing connections.

TECH TIP

A new concept in water wall design, Atlantic's WaterWall Spillways eliminate the need for valances with an attractive stainless steel or copper finish that can be left visible, simplifying installation. Modular vertical spillways create water walls and weeping walls of any width in 24-inch increments, with seamless water flow between unit

- SKIMMER COVERS
- POOL SPILLWAYS
- FORMAL SPILLWAYS
- OUNTAIN BASINS
- FOUNTAINS & KITS
- POND-FREE
- WATERFALL STARTERS
- SKIMMERS
- POND KITS
- POND FILTERS
- POND CLARIFIERS
- PUMPS
- TUBING & LINER
- INSTALLATION
- FITTINGS
- MAINTENANCE
- AERATION
- LIGHTING
- TREATMENTS
- FISH FOOD
- FOUNTAINS
- WATER MANAGEMENT
- DRAINAGE PIPE



FOUNTAIN BASINS

ATLANTIC

FOUNTAIN BASINS



ITEM #:	FREIGHT	DIMENSIONS	MAX PUMP FLOW	PLUMBING SIZE	CAPACITY	SUPPORTS	\$
ATL/74958		24" x 24" x 10"	750 GPH	Up to 3/4"	20 Gallons	200 lbs.	\$315.99
ATL/92803		35"L x 35"W x 13"H	2000 GPH	up to 1 1/2"	42 Gallons	600 lbs.	\$709.99
ATL/92802		47"L x 47"W x 13"H	4000 GPH	up to 1 1/2"	75 Gallons	1500 lbs.	\$1080.99

DON'T FORGET!

Black River Rock \$

Plumbing Kits \$



ST/RR34-22BKT 22LBS Black River Pebbles **\$44.99**
 22 lb. bag covers approximately 1.5 sq. ft. of surface
 8 bags required for 47" Basin
 5 bags required for 35" Basin
 4 bags required for 24" Basin

ATL/93457 Single Outlet Plumbing Kit
 Flow from 1000 - 1500 GPH
 MD1000, MD1500, TT1500-TT2000 **\$160.99**
ATL/93456 Up to 3 Outlet Plumbing Kit
 Flow from 1000-3000 GPH
 MD1000, MD1500, TT1500-TT3000 **\$226.99**
 Kits include everything needed, from valves to fittings
 Single and triple adjustment valves are located above water

AQUASCAPE

FOUNTAIN BASINS



ITEM #:	FREIGHT	DIMENSIONS	MAX PUMP FLOW	CAPACITY	SUPPORTS	\$
AQU/78223		30" x 30" x 12"H	2000	27 Gallons	500 lbs	\$579.99
AQU/78224		44.5" x 44.5" x 16"H	4000	98 Gallons	1500 lbs	\$999.99

DON'T FORGET!

Black River Rock \$



ST/RR34-22BKT 22LBS Black River Pebbles **\$44.99**
 22 lb. bag covers approximately 1.5 sq. ft. of surface
 9 bags required for 44.5" Basin
 4 bags required for 30" Basin



20" ECO-RISE



ITEM #: ATL/74970
 Plumbing Size: 3/4" to 1 1/2"
 Max Load: 3,000 lbs
 Dimensions: 20"L x 20"W x 3"H
\$191.99

12" ECO-RISE



ITEM #: ATL/88837
 Plumbing Size: 0.75" - 1.5"
 Max Load: 1200 lbs.
 Dimensions: 12"W x 2.75"H
\$38.99

TR3WAY



ITEM #: ATL/73814
 Inlet: 1 1/2" FIPT
 Outlet: (3) 3/4" Insert
 For Use With: FB4600
 Dimensions: 5.5"L x 4.5"W x 3"H
\$47.99

ER3WAY



ITEM #: ATL/89581
 Inlet: 1.5" socket / 2" spigot
 Outlet: (3) 1" socket
 Max Flow: 3,750 gph
 Dimensions: 9.75"W x 6"D x 4"H
\$76.99

SINGLE PLUMBING KIT



ITEM #: ATL/93457
 9' of 1" Flexible PVC
 1.5" Pump Discharge, 1.5" Single Union Ball Valve, 1.5" Universal Union (soc x soc / mpt)
\$160.99

TRIPLE PLUMBING KIT



ITEM #: ATL/93456
 TUBING 9' of 1" Flexible PVC 20' of 3/4" Kink-free. 1 1/2" Universal Union (soc x soc / mpt), 1 1/2" Pump Discharge, 3-Way Diverter
\$226.99

ATLANTIC

COMPLETE BASIN KITS



ITEM #:	FREIGHT	DESCRIPTION	FOR USE WITH	PUMP	DIMENSIONS	\$
ATL/73849		12" Basin kit	All 12" Spillways	TT1500	20"W x 20"D x 16"H	\$1421.99
ATL/73850		24" Basin kit	All 24" Spillways	TT3000	44"W x 22"D x 16"H	\$1645.99
ATL/73851		36" Basin kit	All 36" Spillways	TT4000	56"W x 24"D x 16"H	\$2142.99

Basin Kit includes: Basin, Splash Mat, Pump, Plumbing, PVC Spray Glue, Adjustment Valve and autofill
 Weir or Spillway Sold Separately

ITEM #:	DESCRIPTION	FILTERING	DIMENSIONS	\$
ATL/73845	Replacement 12" Splash Mat	CFBASIN12	17" L x 17"W	\$70.99
ATL/74230	Replacement 24" Splash Mat	CFBASIN24	41"L x 19"W	\$107.99
ATL/74231	Replacement 36" Splash Mat	CFBASIN36	53"L x 21"W	\$143.99
ATL/73847	Replacement Matala Filter for 12" Basin			\$77.99
ATL/73848	Replacement Matala Filter for 24/36" Basin			\$86.99
ATL/73846	Roll of Anti-Splash mat		28" x 20'	\$448.99

- SKIMMER COVERS
- POOL SPILLWAYS
- FORMAL SPILLWAYS
- FOUNTAIN BASINS
- FOUNTAINS & KITS
- POND-FREE
- WATERFALL STARTERS
- SKIMMERS
- POND KITS
- POND FILTERS
- POND CLARIFIERS
- PUMPS
- TUBING & LINER
- FITTINGS
- MAINTENANCE
- AERATION
- TREATMENTS
- FISH FOOD
- FOUNTAINS
- WATER MANAGEMENT
- DRAINAGE PIPE



FOUNTAINS & KITS

BASALT COLUMNS



ITEM #:	FREIGHT	DESCRIPTION	\$
ATL/92242-KIT		Real basalt stone column Natural Cut Top set: Incl. 1 each 18", 24" & 30" columns, FB3500 basin, TT2000 pump & FBKIT3 plumbing kit	\$3199.99
ATL/73811-KIT		Real basalt stone column Natural Cut Top set: Incl. 1 each 24", 30" & 36" columns, FB4700 basin, TT2000 pump & FBKIT3 plumbing kit	\$3899.99
ATL/92241-KIT		Set of 3 Natural Mongolian Basalt Column 18",24",30" (Columns Only) <i>Requires 2000 GPH</i>	\$1899.99
ATL/73781-KIT		Set of 3 Natural Mongolian Basalt Column 24",30", 36" (Columns Only)	\$2399.99

Ideal for use with ATL/FB2400, ATL/FB3500, ATL/FB4700

Real basalt columns naturally cut

Add a fountain light for greater nighttime display (see below)

Generously core-drilled to 1 3/8" to fit up to 1" Sch 40 PVC or 3/4" kink-free tubing plus a light cord

2" diameter, 5" deep socket recesses Atlantic's Fountain Light and buffers the water plume

DON'T FORGET!

ITEM #: \$

ST/RR34-22BKT 22LBS Black River Pebbles **\$44.99**

22 lb. bag covers approximately 1.5 sq. ft. of surface
8 bags required for 47" Basin



DON'T FORGET!



ITEM #	REQUIRES	\$
ATL/74137	12 volt Transformer	\$93.99



FOUNTAIN SHIMS



ITEM #: \$

AQU/78159 **\$16.99**

Ideal for leveling resin, concrete, stone or GFRC water fountains

Set of 6

GRANITE COLUMNS



ITEM #: FREIGHT DESCRIPTION \$

ST/GC-KIT		Real granite stone colum set: Incl. 1 each 24", 30" & 36" columns, FB4700 basin, TT2000 pump & FBKIT3 plumbing kit	\$2999.99
ST/GC24		Real Granite Fountain Column - 11" x 11" x 24", 264lbs	\$599.99
ST/GC30		Real Granite Fountain Column - 11" x 11" x 30", 334lbs	\$699.99
ST/GC36		Real Granite Fountain Column - 11" x 11" x 36", 396lbs	\$799.99

Due to natural characteristics of the granite - 2 sides are hand chiseled, 2 sides are 'natural cut'
Generously core-drilled to 1 3/8" to fit up to 1" Sch 40 PVC or 3/4" kink-free tubing plus a light cord

DON'T FORGET!



ITEM #:		\$
ST/RR34-22BKT	22LBS Black River Pebbles	\$44.99
	22 lb. bag covers approximately 1.5 sq. ft. of surface, 8 bags required for 46" Basin	
	8 bags required for 47" Basin	
AQU/78159	Set of 6 Fountain Shims.	\$16.99

DON'T FORGET!



ITEM #	REQUIRES	\$
ATL/74137	12 volt Transformer	\$93.99

AQUASCAPE

BOWL, BASIN & STAND



ITEM #:	FREIGHT DESCRIPTION	DIMENSIONS	MAX PUMP FLOW	WEIGHT	\$
AQU/78420	Spillway Bowl - Iron Ore	32"D x 14.5"H	2000 GPH	71 lbs.	\$729.99
AQU/78421	Spillway Basin - Iron Ore	40"D x 16"H		119 lbs.	\$1079.99
AQU/78424	Spillway Bowl Stand - Iron Ore	11"L x 11"W x 6"H (2 pack)		33.5 lbs	\$199.99
AQU/78426	Spillways Bowl and Basin Kit	Includes: Spillway Bowl, Spillway Basin, (2) Spillway stands, AquaBasin 45, 3/4" NK x 10', 2000 GPH Pump			\$3299.99

Made from durable GFRC (glass fiber reinforced concrete)

Install individually or link together for a larger display

Unique and beautiful patina that is lightweight and easy to install

- SKIMMER COVERS
- POOL SPILLWAYS
- FORMAL SPILLWAYS
- FOUNTAIN BASINS
- FOUNTAINS & KITS
- POND-FREE
- WATERFALL STARTERS
- SKIMMERS
- POND KITS
- POND FILTERS
- POND CLEARIFIERS
- PUMPS
- TUBING & LINER
- INSTALLATION
- FITTINGS
- MAINTENANCE
- AERATION
- TREATMENTS
- FISH FOOD
- FOUNTAINS
- WATER MANAGEMENT
- DRAINAGE PIPE



FOUNTAINS & KITS

ATLANTIC

AURA VASES



ITEM #:	FREIGHT	STOCK	DESCRIPTION	DIMENSIONS	INLET	\$
ATL/88826			24" Vase	16.25"D x 24"H	(2) 1.5" FIPT	\$1891.99
ATL/88828			32" Vase	21.75"D x 32"H	(2) 1.5" FIPT	\$2579.99
ATL/88830			40" Vase	16.25"D x 24"H	(2) 1.5" FIPT	\$3337.99
ATL/88827			24" Vase - 4" Spillway	27"D x 24"H	(2) 1.5" FIPT	\$1695.99
ATL/88829			32" Vase - 6" Spillway	21.75"D x 32"H	(2) 1.5" FIPT	\$2301.99
ATL/88831			40" Vase - 8" Spillway	27"D x 40"H	(2) 1.5" FIPT	\$2980.99

Acid-wash finish adds an attractive unique patina to the surface of the vases

Dual 1 1/2" Threaded inlets allow water supply to be plumbed independently from lighting cords

ATLANTIC

AURA BOWLS



ITEM #:	FREIGHT	STOCK	DESCRIPTION	DIMENSIONS	FLOW RATE	INLET	\$
ATL/88832			30" Bowl	30"D x 14.5"H	750 GPH	(2) 1.5" FIPT	\$2047.99
ATL/88833			36" Bowl	36"D x 14.5"H	2400 GPH	(2) 1.5" FIPT	\$2311.99
ATL/88834			Pedestal for Bowls	16"L x 16"W x 8"H			\$853.99

Acid wash finish imparts an attractive unique patina to the surface of the bowls

Dual 1 1/2" Inlets allow water supply to be plumbed independently from lighting cords

TECH TIP

Hammered Brass Bowls lend themselves to a number of lighting options. Spotlights are a great way to accent water overflowing the Bowls or the concentrated flow from spillways. Inside the bowl, the submersible Ring Light creates rippling uplighting effects on overhanging trees or structures. Atlantic's unique Cord Seal Fitting makes lighting inside the Bowl possible without a visible cord coming over the edge. The rubber fitting installs inside one of the two 1 1/2" FIPT inlets, and when tightened expands, sealing the cord and the inlet.

AQUASCAPE

SLATE STACKED URNS



ITEM #:	FREIGHT	STOCK	DESCRIPTION	DIMENSIONS	MAX PUMP FLOW	WEIGHT	\$
AQU/98939			Small Stacked Urn	21.25"D x 33.5"H	600 GPH	34.5 lbs.	\$799.99
AQU/78207			Medium Stacked Urn	27"D x 45"H	1100 GPH	56 lbs.	\$1349.99
AQU/98940			Large Stacked Urn	35.5"D x 55"H	2000 GPH	104 lbs.	\$2199.99
AQU/58090			Medium Stacked Urn Kit	Includes: Medium Stacked Urn, AquaBasin 45, Ultra 1100 Pump and tubing			\$2499.99

Lightweight and durable, will not fade or chip. Natural rock veneer that ages like real stone.

DON'T FORGET!



ITEM #:		\$
ST/RR34-22BKT	22LBS Black River Pebbles	\$44.99
22 lb. bag covers approximately 1.5 sq. ft. of surface		
7 bags required for Medium Kit		

AQUASCAPE

SLATE STACKED SPHERES



ITEM #:	FREIGHT	STOCK	DESCRIPTION	DIMENSIONS	REC. FLOW	\$
AQU/78287			Small Stacked Sphere	24"D x 22"H	800 GPH	\$799.99
AQU/78288			Medium Stacked Sphere	32"D x 30"H	1500 GPH	\$1349.99
AQU/78289			Large Stacked Sphere	40"D x 37.5"H	2000 GPH	\$2199.99
AQU/78290			Medium Stacked Sphere Fountain Kit	Includes: Medium Stacked Sphere, AquaBasin 45, Ultra 1500 Pump & Tubing		\$2599.99

DON'T FORGET!



ITEM #:		\$
ST/RR34-22BKT	22LBS Black River Pebbles	\$44.99
22 lb. bag covers approximately 1.5 sq. ft. of surface		
7 bags required for Medium Kit		

- SKIMMER COVERS
- POOL SPILLWAYS
- FORMAL SPILLWAYS
- FOUNTAIN BASINS
- FOUNTAINS & KITS
- POND-FREE
- WATERFALL STARTERS
- SKIMMERS
- POND KITS
- POND FILTERS
- POND CLEARIFIERS
- PUMPS
- TUBING & LINER
- INSTALLATION
- FITTINGS
- MAINTENANCE
- AERATION
- TREATMENTS
- FISH FOOD
- FOUNTAINS
- WATER MANAGEMENT
- DRAINAGE PIPE



POND-FREE STORAGE, VAULTS & KITS

ATLANTIC

ECO-BLOX



ITEM #:	ATL/89662	ATL/74234
Description	Small Eco-blox	Eco-Blox
Dimensions	27"L x 16"W x 9"H	27"L x 16"W x 17.5"H
Capacity	16 gallons	31 1/2 gallons
Max Load	Maximum load of 14,466 lbs & max stress of 33.83 PSI	
Freight \$	\$99.99	\$119.99

AQUASCAPE

STORAGE MODULES



ITEM #:	AQU/29491	AQU/29492
Description	Small AquaBlox	Large AquaBlox
Dimensions	26.5"L x 16"W x 9.5"H	26.5"L x 16"W x 17.5"H
Capacity	17 gallons	32 gallons
Max Load	Load Bearing Weight: 5,472 lbs./sq. ft.	
Freight \$	\$89.99	\$107.99

ATLANTIC

PUMP VAULTS



Newly redesigned pump vaults occupy the same footprint as Eco-Blox for simplified installation within a rectangular basin. Lid can be removed without gravel falling in. Flat panels accommodate up to 3" plumbing, auto fills, and are slotted on two sizes with oversized inlets for maximum flow capacity.

ITEM #:	FREIGHT	DIMENSIONS	USE WITH	MAX FLOW	DISCHARGE	\$
ATL/74235		17"W X 12"D X 22.5"H (PVI700)	Ecoblox	3900 GPH	1.5" & 2"	\$413.99
ATL/89583		27"L x 16"W x 20.75"H (PV7500)	Small Ecoblox	7500 GPH	1.5" & 2"	\$489.99
ATL/89584		27"L x 16"W x 27"H (PVI5000)	Ecoblox	15000 GPH	2" & 3"	\$735.99
ATL/89585		27"L x 16"W x 18"H (PVEXT)	Vault Extension PV7500 & PVI5000		2" & 3"	\$489.99
ATL/90162		27"L x 16"W x 18"H (PVRI)	Remote Inline Pump Applications		2" & 3"	\$534.99
ATL/74006		24"L x 24"W x 5"H (Rock Lid)	Match to PV7500 & PVI5000			\$265.99

- SKIMMER COVERS
- POOL SPILLWAYS
- FORMAL SPILLWAYS
- FOUNTAIN BASINS
- FOUNTAINS & KITS
- POND-FREE**
- WATERFALL STARTERS
- SKIMMERS
- POND KITS
- POND FILTERS
- POND CLARIFIERS
- PUMPS
- TUBING & LINER
- INSTALLATION
- FITTINGS
- MAINTENANCE
- AERATION
- LIGHTING
- TREATMENTS
- FISH FOOD
- FOUNTAINS
- WATER MANAGEMENT
- DRAINAGE PIPE


ATLANTIC

SMALL PONDLESS

16" SPILLWAY



ITEM #: ATL/74250

Basin Size: 48" x 30" x 18"
 Streambed Size: 16" - 24"W x 6'L
 Heavy-Duty Underlayment
 TidalWave3 - TT3000
 Oasis Pump Vault (PVI700)
 Oasis FastFall Spillway (SP1600)
 Triton Check Valve (TR215CV)
 2 - Eco-Blox Water Matrix (ECOBLOX)
 Flexible PVC Pipe - 1-1/2" x 25'
 AF1000 Auto Fill
 Complete installation kit including fittings, sealant and glue
 Freight: 
\$ **\$2441.99**


ATLANTIC

MEDIUM PONDLESS

19" SPILLWAY



ITEM #: ATL/92602

Basin Size: 54" x 32" x 18"
 Streambed Size: 19" - 24" W x 6'L
 Heavy-Duty Underlayment
 TidalWave3 - TT3000
 Pump Vault (PVI500)
 Pro Series FastFalls Spillway (SP1900)
 Triton Check Valve (TR215CV)
 3 - Eco-Blox Water Matrix (ECOBLOX)
 LED light kit - 2 WWCS2 and 30W transformer
 AF1000 Auto Fill
 Complete installation kit including fittings, sealant and glue
 Freight: 
\$ **\$3753.99**


ATLANTIC

LARGE PONDLESS

26" SPILLWAY



ITEM #: ATL/92603

Basin Size: 54" x 48" x 18"
 Streambed Size: 26" - 32" W x 10'L
 Heavy-Duty Underlayment
 TidalWave3 - TT5000
 Pump Vault (PVI500)
 Pro Series FastFalls Spillway (SP2600)
 Triton Check Valve (TR215CV)
 5 - Eco-Blox Water Matrix (ECOBLOX)
 LED light kit - 2 WWCS2 and 30W transformer
 AF1000 Auto Fill
 Complete installation kit including fittings, sealant and glue
 Freight: 
\$ **\$4401.99**



WATERFALL STARTERS

ATLANTIC

OASIS FAST FALLS



One piece design eliminates the chance for leaks
Internal baffles diffuse water for an even flow
Molded support cones offer incredible strength
Raised front radius lip holds back loose gravel, soil & mulch
Lifetime Warranty

ITEM #	DESCRIPTION	BULKHEAD	DIMENSIONS	MAX FLOW	\$
ATL/74271	16" Pro Fast Falls	1.5" FiPT	16.5"W x 9.5"W x 7.25"H	3000 GPH	\$276.99
ATL/74227	19" Pro Fast Falls	2" FiPT	20.5"L x 17"W x 10.25"H	4000 GPH	\$399.99
ATL/74228	26" Pro Fast Falls	2" FiPT	27.5"L x 17"W x 10.25"H	6000 GPH	\$531.99
ATL/74229	38" Pro Fast Falls	3" FiPT	39.5"L x 17"W x 10.25"H	9000 GPH	\$714.99

EASY PRO

WATERFALL DIFFUSER



Strong vertical rib design makes this perfect for use in block walls
Dual 2" FiPT inlets, includes PVC male adapter & 2" plug
Gang units together for a larger diffuser

ITEM #	DESCRIPTION	INLET	DIMENSIONS	MIN/MAX FLOW	\$
EAS/UWD16	16" Diffuser	2" FiPT	16"L x 14"W x 3.5"H	1 - 4000 GPH	\$199.98
EAS/UWD23	23" Diffuser	2" FiPT	23"L x 14"W x 3.5"H	1500 - 8000 GPH	\$249.98

AQUASKIM



In pond skimmer that effectively removes leaves and other debris from the pond surface. Automatically adjusts to a drop in water level (up to 6"). Ideal retrofit for existing ponds

ITEM #	MIN / MAX. FLOW	\$
OAS/57395	1600 - 4200 gph	\$212.99

SWIMSKIM



In pond floating skimmer is the ideal addition to any pond for a clean pond surface. Self contained unit, pump included. Additional to removing leaves and debris from the water surface, the SwimSkim also improves water circulation and air injection

ITEM #	MAX. FLOW	\$
OAS/50040	580 gph	\$253.99

ATLANTIC

FILTERFALLS



Biological filters remove suspended solids, convert toxic ammonia and nitrites to harmless nitrates and aerate the pond
 Designed to be able to expand filter capacity as ponds age and fish grow
 Multiple bulkhead locations allow maximum versatility
 Reinforced body prevents warping, support bars accommodate heavier stone and gravel

ITEM #	FREIGHT	WATERFALL WIDTH	PUMP FLOW	BULKHEAD	POND VOLUME	MATCH TO	\$
ATL/73934		16"	1000-3900 GPH	1.5"	Up to 1250 gal.	ATL/74039	\$525.99
ATL/73935		19"	2500-4000 GPH	2"	Up to 2000 gal.	ATL/74040	\$773.99
ATL/73936		26"	4000-6000 GPH	2"	Up to 4000 gal.	ATL/74041	\$944.99
ATL/73937		38"	6000-8000 GPH	3"	Up to 8000 gal.	ATL/74037	\$1501.99

Features:

- 1: Heavy-duty removable top grate supports rock camouflage.
- 2: Support bars add stability and reinforce top grate.
- 3: Media Bag for Bio-Tech Media / Bio-Balls / Bio-Rocks (sold separately) provide maximum surface area for beneficial bacteria.
- 4: Dual Bio-Tech filter mats support both mechanical and biological filtration.
- 5: Sturdy bottom grate supports filter media.
- 6: Rolled upper rim provides clean lines with great strength.
- 7: 2" or 3" heavy-duty FIPT bulkhead for high flow rates.
- 8: Bottom chamber accepts bulkheads on all sides while bottom cones inside reduce surface area for back flushing.
- 9: One-piece liner flange allows easy, leak-free attachment of FilterFalls to pond liner.
- 10: Solid lip and molded inserts ensure a watertight liner attachment every time.



MATALA FILTER KIT



Each Kit adds over 300 sq. feet of biological filtration to your pond

ATL/74001	\$126.99
ATL/74002	\$208.99
ATL/74003	\$276.99
ATL/74004	\$397.99

BIO BALLS



Contains 150 Bio-balls that are easy to clean and reduce channeling. Each ball has 25 sq. in. of surface area for bacterial colonization.

ATL/73988	\$99.99
-----------	----------------

BACK FLUSH KIT



When used with matala filters, the black flush kit virtually eliminates Filterfalls maintenance. Provides fast, convient powered backwashing to save time and mess

ATL/73989	\$413.99
-----------	-----------------

- SKIMMER COVERS
- POOL SPILLWAYS
- FORMAL SPILLWAYS
- FOUNTAIN BASINS
- FOUNTAINS & KITS
- POND-FREE WATERFALL STARTERS
- SKIMMERS
- POND KITS
- POND FILTERS
- POND CLARIFIERS
- PUMPS
- TUBING & LINER
- INSTALLATION
- FITTINGS
- MAINTENANCE
- AERATION
- LIGHTING
- TREATMENTS
- FISH FOOD
- FOUNTAINS
- WATER MANAGEMENT
- DRAINAGE PIPE



WATER GARDEN SKIMMERS & POND KITS

ATLANTIC

SKIMMERS



Stainless steel trap net & matala filter allow for max. filtration
 1.5" & 2" pump discharge fittings on both sides
 Pre-labelled auto fill valve and overflow drill points
 All (except PS3000) accept two pumps for increased flow
 Lifetime Warranty


ITEM #	FREIGHT	WEIR	WATER LEVEL	DIMENSIONS	PUMP FLOW	SQ. FT	MATCH TO	\$
ATL/74039		6"	14.5"	17.75"W x 19.5"D x 19.5"H	3900 GPH	200	ATL/73934	\$574.99
ATL/74040		6"	15.5"	19.5" x 26" x 22"	4600 GPH	400	ATL/73935	\$829.99
ATL/74041		9"	17.5"	25" x 30" x 24"	7000 GPH	900	ATL/73936	\$1057.99
ATL/74037		14"	24.5"	28" x 33" x 31"	15000 GPH	1400	ATL/73937	\$1487.99

ROCK LIDS - GREAT LAKES



ITEM #:	FREIGHT	DIMENSIONS	MATCH TO	\$
ATL/74006		24"W x 24"D x 5"H	ATL/74039	\$265.99
ATL/74010		34"L x 24"W x 5"H	ATL/74040	\$331.99
ATL/74014		40"L x 36"W x 10"H	ATL/74041 ATL/74037	\$430.99

GATE KEEPER



Attach to skimmer weir to protect fish by keeping them from entering skimmer

ATL/74022	\$80.99
ATL/74023	\$89.99
ATL/74021	\$133.99

BRUSH KITS



Provide debris removal & will not block water flow unlike filter pads

ATL/74019	4600	\$118.99
ATL/74020	7000	\$153.99
ATL/74018	15000	\$223.99

MATALA KIT W/ FRAME



Create three-stage mechanical filtration that reduces maintenance and extends clean time

ATL/74025	4600	\$100.99
ATL/74026	7000	\$132.99
ATL/74024	15000	\$198.99

BOTTOM DRAIN KIT



Bottom Drain Kit in your skimmer makes it easy to keep sludge at bay by pulling debris from the bottom of the pond

ATL/74017	\$231.99
-----------	-----------------

ATLANTIC

SMALL POND KIT

6' x 11' POND



ITEM # ATL/74238 **PK161015**

PS3900 Pro Series Skimmer
 BF1600 Pro Series FilterFalls
 TidalWave3 - TT2000
 Triton Check Valve (TR215CV)
 Flexible PVC Pipe - 1-1/2" x 25'
 45 mil EPDM pond liner - 10' x 15'
 Heavy-duty Underlayment
 AF1000 Auto Fill
 Complete Installation Kit Including Glue and (1)-12oz FallsFoam
 Freight:

\$ **\$2581.99**

ATLANTIC

MEDIUM POND KIT

11' x 16' POND



ITEM # ATL/74241 **PK191520**

PS4600 Pro Series Skimmer
 BF1900 Pro Series FilterFalls
 TidalWave3 - TT4000
 Triton Check Valve (TR215CV)
 Flexible PVC Pipe - 2" x 25'
 45 mil EPDM pond liner - 15' x 20'
 Heavy-duty Underlayment
 AF1000 Auto Fill
 (2) WWCS2 pond lights and WW30X4 transformer and splitter
 Complete Installation Kit Including Glue and (2)-12oz FallsFoam
 Freight:

\$ **\$4569.99**

ATLANTIC

XL POND KIT

16' x 21' POND



ITEM # ATL/74244 **PK382025**

PS15000 Pro Series Skimmer
 BF3800 Pro Series FilterFalls
 TidalWave3 - TT4000
 Triton Check Valve 3" (AWGCCV30)
 Flexible PVC Pipe - 3" x 50'
 45 mil EPDM pond liner - 20' x 25'
 Heavy-duty Underlayment
 AF1000 Auto Fill
 (2) WWCS2 pond lights and WW30X4 transformer and splitter
 Complete Installation Kit Including Glue and (2)-12oz FallsFoam
 Freight:

\$ **\$8135.99**

- SKIMMER COVERS
- POOL SPILLWAYS
- FORMAL SPILLWAYS
- FOUNTAIN BASINS
- FOUNTAINS & KITS
- POND-FREE
- WATERFALL STARTERS
- SKIMMERS
- POND KITS
- POND FILTERS
- POND CLARIFIERS
- PUMPS
- TUBING & LINER
- INSTALLATION
- FITTINGS
- MAINTENANCE
- AERATION
- LIGHTING
- TREATMENTS
- FISH FOOD
- FOUNTAINS
- WATER MANAGEMENT
- DRAINAGE PIPE



WATER GARDEN FILTERS

OASE

BIOPRESS

UV FILTERS



	BioPress 1000	BioPress 1600	BioPress 2400
ITEM #:	OAS/45451	OAS/40348	OAS/45452
Dimensions (L x W x H)	8.9 x 13.2 in.	13.8 x 17.7 in.	13.8 x 22.4 in.
Power Consumption	9W	10W	10W
Power Cable Length	10ft.	10ft.	10ft.
Limited Warranty		2 Years	
UVC Wattage	7W UV	9W UV	9W UV
Max. Flow Rate	1050 gph	2000 gph	2120 gph
Number of blue filter foams	1	2	2
Number of red filter foams	2 (black foam)	1 (black foam)	2 (black foam)
Tubing Connections	3/4", 1", 1 1/4" and 1 1/2"	3/4", 1", 1 1/4" and 1 1/2"	3/4", 1", 1 1/4" and 1 1/2"
Pond Size (no fish)	up to 1000 gal	up to 1600 gal	up to 2400 gal
Pond Size (small fish)	up to 500 gal	up to 800 gal	up to 1200 gal
Pond Size (Koi)	up to 250 gal	up to 400 gal	up to 600 gal
Recommended Pumps	AquaMax Eco Classic 1200	AquaMax Eco Classic 1900 AquaMax Eco Prem. 2000	AquaMax Eco Classic 2700 AquaMax Eco Prem. 3000
\$	\$307.99	\$447.99	\$555.99

Replacement UV Lamp	OAS/40963 (7W)	OAS/40964 (9W)	OAS/40964 (9W)
---------------------	----------------	----------------	----------------

Parts		\$
OAS/40963	Replacement UV 7W	\$65.99
OAS/40964	Replacement UV 9W	\$75.99
OAS/13312	Quartz Glass for BioPress	\$51.99
OAS/14543	O-Ring UVC 1000	\$25.99
OAS/28812	O-Ring UVC 1600	\$20.99
OAS/14555	BioPress 1000 Bucket	\$58.99
OAS/28042	BioPress 1600 Bucket	\$76.99
OAS/28041	BioPress 2400 Bucket	\$86.99
OAS/46971	BioPress 1000 Foam Set	\$79.99
OAS/40969	BioPress 1600/2400 Foam Set	\$75.99
OAS/15561	BioPress 1000 Lid Assembly	\$135.99
OAS/35815	BioPress 1600 Lid Assembly	\$222.99
OAS/35816	BioPress 2400 Lid Assembly	\$230.99
OAS/40772	BioPress 10/16/24 Transformer	\$121.99



Cleaning handle
Easy, patented cleaning function using the integrated handle so there is no need to remove the cover.



Quick release
For easy opening and closing of the filter when performing maintenance tasks.



Integrated UVC unit
The UVC unit integrated in the cover ensures fast cleaning of green water.



Filter materials
In addition to the filter foam, bio-media offers large surface area for beneficial bacteria to settle. They are able to move freely in the water flow. (Only 1600 and 2400)

OASE

FILTOCLEAR

UV FILTERS



ITEM #:	OAS/91669	OAS/91670	OAS/91671
Dimensions (L x W x H)	15"W x 19 1/4"H	15"W x 24"H	15"W x 28 3/4"H
Power Cable Length	16ft.	16ft.	16ft.
Limited Warranty		2 Year Warranty	
UVC Wattage	24W UV	42W UV	60W UV
Max. Flow Rate	2400 gph	3450 gph	4500 gph
Number of blue filter foams	1	2	2
Number of orange filter foams	1	1	2
Number of purple filter foams	1	1	1
Tubing Connections	HOSE SIZE 1½", 2"	HOSE SIZE 1½", 2"	HOSE SIZE 1½", 2"
Pond Size (no fish)	up to 3400 gal	up to 5200 gal	up to 8000 gal
Pond Size (small fish)	up to 1700 gal	up to 2600 gal	up to 4000 gal
Pond Size (Koi)	up to 850 gal	up to 1300 gal	up to 2000 gal
Recommended Pumps	AquaMax Eco Classic 1900 AquaMax Eco Prem. 2000	AquaMax Eco Classic 2700 AquaMax Eco Prem. 3000	AquaMax Eco Classic 3600 AquaMax Eco Prem. 4000
\$	\$877.99	\$1028.99	\$1255.99

Replacement UV Lamp	OAS/41011	OAS/91649	OAS/91650
---------------------	-----------	-----------	-----------

Replacement UV	Base	Wattage	\$	Parts	\$
OAS/41011	T5F	24W	\$97.99	OAS/91646 FiltoClear 3400 Foam Set	\$152.99
OAS/91649	T5F	42W	\$121.99	OAS/91647 FiltoClear 5200 Foam Set	\$184.99
OAS/91650	T5F	60W	\$128.99	OAS/91648 FiltoClear 8200 Foam Set	\$219.99



TECH TIP

OASE pressure filters can be used with multiple Atlantic Systems! Add extra filtration to your Formal Spillway Hard-scape Basin or your Pond-free waterfall. Just add a tee and ball valve to divert partial water flow to the FiltoClear and add a return line to your water feature.



- SKIMMER COVERS
- POOL SPILLWAYS
- FORMAL SPILLWAYS
- FOUNTAIN BASINS
- FOUNTAINS & KITS
- POND-FREE
- WATERFALL STARTERS
- SKIMMERS
- POND KITS
- POND FILTERS
- POND CLARIFIERS
- PUMPS
- TUBING & LINER
- INSTALLATION
- FITTINGS
- MAINTENANCE
- AERATION
- TREATMENTS
- FISH FOOD
- FOUNTAINS
- WATER MANAGEMENT
- DRAINAGE PIPE



WATER GARDEN FILTERS

OASE

BIOSMART

GRAVITY FILTERS




BIOSMART 5000



BIOSMART 10000

High performance pond filtration with built in cleaning mechanism.

Water is channeled through a series of filter foams that creates a special environment for beneficial bacteria, during this stage harmful ammonia and nitrites are converted to nitrates, which support plant life in the pond

ITEM #:	OAS/56929	OAS/56930 
Dimensions (L x W x H)	22" x 22" x 16"	30" x 22" x 16"
Limited Warranty		3 Years
Min. Flow Rate		1600 gph
Max. Flow Rate	2700 gph	3600 gph
Input Connections	.75", 1", 1.25", 1.5"	.75", 1", 1.25", 1.5"
Outlet Connections		2.5" and 3" Adapter
Sludge Drain Connection		2"
Number of blue filter foams	2	4
Number of red filter foams	1	4
Number of green filter foams	-	1
Pond Size (no fish)	5,000 gal.	10,000 gal.
Pond Size (small fish)	2,500 gal.	5,000 gal.
Pond Size (Koi)	1,250 gal.	2,500 gal.
Recommended Pumps	Eco Classic 1900 Eco Premium 2000	Eco Classic 2700 Eco Premium 3000
Compatible w/ UV-C Clarifier	Vitronic 18	Vitronic C 36
\$	\$433.99	\$759.99

Parts	ITEM #	Replacement Filter Foam	5000	10000	\$
OAS/35290 Connection Kit 5/10					\$39.99
OAS/71419 Inside Cover Gasket 5/10					\$15.99
OAS/26209 Drain Valve Seal 5/10					\$13.99
OAS/35215 Outlet Adapter 5/10					\$54.99
OAS/26079 Lid for 5000 / 10000					\$102.99
OAS/35103 Drain Valve Seal 5/10					\$13.99
OAS/35086 Lid Clamp 5/10					\$19.99
OAS/35085 Drain Valve 5/10					\$19.99
OAS/26075 Box for BioSmart 5000					\$159.99
OAS/26077 Box for BioSmart 10000					\$401.99
OAS/35089 Drain Valve Guide 5/10					\$19.99
	OAS/40974	Biosmart 5000-10000 replacement foam (Red)	1	4	\$31.99
	OAS/40975	Biosmart 5000-10000 replacement foam (Blue)	2	4	\$31.99
	OAS/40976	Biosmart 5000-10000 replacement foam (Green)	1	1	\$31.99

TECH TIP



Cleaning Procedure

1. Remove Lid
2. Lift up on the sludge drain handle to open the drain
3. Pull up slowly on the filter foam cleaning handles, hold for five seconds and release. Repeat 3-4 times to remove most of the debris from the filter foams. To maintain beneficial bacteria levels do not completely clean foams.
4. Once all of the filter foams have been cleaned close the sludge drain valve and reattach the lid.

OASE

BIOTEC

GRAVITY FILTERS



	SCREENMATIC2 18000	SCREENMATIC2 24000	SCREENMATIC2 39000
ITEM #:	OAS/42975	OAS/44120	OAS/93036
Dimensions (L x W x H)	31" x 23" x 22"	31" x 23" x 25.5"	55" x 25" x 33"
Shipping Category			
Limited Warranty		3 Year Warranty	
Min. Flow Rate	1585 gph	2100 gph	2100 gph
Max. Flow Rate	2900 gph	3300 gph	4620 gph
Coarse Debris Separation		300 microns	
Input Connections	1", 1.25", 1.5"	1", 1.25", 1.5"	1", 1.25", 1.5", 2"
Outlet Connections	3" with Adapter	4"	4"
Sludge Drain Connection	2"	2"	3"
Number of blue filter foams	2	2	4
Number of red filter foams	3	3	7
Number of violet filter foams	3	3	7
Phosless filters	3	4	12
Pond Size (no fish)	18,000 gal.	24,000 gal.	39,000 gal.
Pond Size (small fish)	9,000 gal.	12,000 gal.	19,000 gal.
Pond Size (Koi)	4,500 gal.	6,000 gal.	9,500 gal.
Recommended Pumps	Eco Classic 3600 Eco Premium 4000	Eco Classic 3600 Eco Premium 4000	ProfiMax 7000
Compatible w/ UV-C Clarifier	Bitron C 55	Bitron C 55 / Bitron C 110	Bitron C 110
\$	\$1853.99	\$2317.99	\$7562.99

ITEM #	Replacement Filter Foam	\$
OAS/48780	BioTec replacement foam (1 Violet, 1 Red)	\$69.99
OAS/48781	BioTec replacement foam (2 Blue)	\$69.99

Parts		
OAS/36981	Phosless Cartridges 18K / 32K	\$129.99
OAS/44184	Controller for 18K / 24K	\$246.99
OAS/44186	Controller for 38K	\$246.99
OAS/30983	Housing Clip	\$5.99
OAS/48674	Connection Kit	\$39.99
OAS/10648	Tranformer for 18K / 32K	\$179.99
OAS/44183	Screen Motor 18K / 24K / 38K	\$159.99
OAS/44182	Drain Valve Assembly 18K / 24K / 38K	\$95.99
OAS/45320	Filter Cover for ScreenMatic	\$209.99



- 1. Intelligent cleaning sensor senses debris and activates cleaning screen
- 2. Manual lift can lockers for manual operation of cleaning screen
- 3. LED indicates status of cleaning bar and screen
- 4. Rubber feet positioned to scrape debris off bottom and sides
- 5. Removable sludge tray for easy maintenance
- 6. Built-in overflow hose keeps filter operational even when sludge tray is full
- 7. Sludge drain with integrated slide valve minimizes sludge and air water from system
- 8. Optimized water distribution evenly disperses water flow over screen
- 9. Three densities of foam harbor beneficial bacteria to remove ammonia and nitrite, while Phosless cartridges remove copper-stabilizing phosphates
- 10. Storm-safe fastening clips lock-down filter lid (BioTecScreenMatic 18000 and 24000 only)

- SKIMMER COVERS
- POOL SPILLWAYS
- FORMAL SPILLWAYS
- FOUNTAIN BASINS
- FOUNTAINS & KITS
- POND-FREE
- WATERFALL STARTERS
- SKIMMERS
- POND KITS
- POND FILTERS
- POND CLARIFIERS
- PUMPS
- TUBING & LINER
- INSTALLATION
- FITTINGS
- MAINTENANCE
- AERATION
- LIGHTING
- TREATMENTS
- FISH FOOD
- FOUNTAINS
- WATER MANAGEMENT
- DRAINAGE PIPE



WATER GARDEN CLARIFIERS

OASE

VITRONIC

UV CLARIFIER



VITRONIC 18

VITRONIC 36

Bypass technology to achieve correct flow rate, automatic/continuous lamp cleaning, magnets reduce lime build up, quick lock technology for lamp replacement (no tools required)

ITEM #:	OAS/56455	OAS/40350
Dimensions (L x W x H)	21 x 7 x 5 in.	21 x 7 x 5 in.
Operating Voltage	110-120V / 60Hz	
Power Consumption	18W	36W
Power Cable Length	15 ft.	15 ft.
Limited Warranty	2 Years	
UV Power	18W	36W
Outlet Size	1", 1.25", 1.5"	1", 1.25", 1.5"
Inlet Size	1", 1.25", 1.5"	1", 1.25", 1.5"
Max. Recommend. Flow Rate	925 gph	1585 gph
Max. Operating Pressure	7.25psi / 17 ft. of head height	
Can be installed on	BioSmart	BioSmart
Suitable for Pond Size Max	up to 5000 gal.	up to 10000 gal.
Suitable for Pond with Fish	2500 gal.	5000 gal.
Suitable for Pond with Koi	1250 gal.	2500 gal.
\$	\$332.99	\$467.99

VITRONIC 18

VITRONIC 36

Replacement UV Lamp

OAS/40965
UVC 18 Watt
\$90.99

OAS/40966
UVC 36 Watt
\$104.99

Parts		\$
OAS/21763	Quartz Glass Vitronic 18/36	\$92.99
OAS/27576	Connection Kit Vitronic 9	\$26.99
OAS/35877	Connection Kit Vitronic 18/36	\$32.99
OAS/15748	Quartz Connection Kit 18/36	\$26.99
OAS/37551	Vitronic 18 Ballast	\$228.99
OAS/40641	Vitronic 36 Ballast	\$258.99
OAS/26940	Vitronic 9 Housing	\$39.99
OAS/30757	Bitron C 55 Electric Unit	\$319.99
OAS/14000	Bitron C 72 Electric Unit	\$442.99
OAS/35091	Intake Connection	\$43.99



TECH TIP

UVC lamps have a service life of 9,000 hours, about a year of typical use. At that point output drops to a level that is ineffective at controlling green water, so the lamp should be changed. Change lamps every spring when nutrient levels are at their highest after the winter and other plants are not yet actively growing.



- SKIMMER COVERS
- POOL SPILLWAYS
- FORMAL SPILLWAYS
- FOUNTAIN BASINS
- FOUNTAINS & KITS
- POND-FREE
- WATERFALL STARTERS
- SKIMMERS
- POND KITS
- POND FILTERS
- POND CLARIFIERS**
- PUMPS
- TUBING & LINER
- INSTALLATION
- FITTINGS
- MAINTENANCE
- AERATION
- TREATMENTS
- FISH FOOD
- FOUNTAINS
- WATER MANAGEMENT
- DRAINAGE PIPE

OASE

BITRON C

UV CLARIFIER



	BITRON C 55	BITRON C 110
ITEM #:	OAS/56936	OAS/57101
Dimensions (L x W x H)	24 x 7 x 7 in.	29 x 9 x 8 in.
Operating Voltage	110-120V / 60Hz	
Power Consumption	55W	110W
Power Cable Length	15 ft.	
Limited Warranty	2 Years	
UV Power	55W	110W
UVC Bypass	Manually	
Outlet Size	1", 1.25", 1.5"	
Inlet Size	0.75", 1", 1.25", 1.5", 2"	
Max. Recommend. Flow Rate	8000gph	11000 gph
Max. Operating Pressure	7.25psi	14.5 psi
Recommended Filter	BioTec 18000	BioTec 38000
Suitable for Pond Size Max	18000 gal.	up to 36000 gal.
Suitable for Pond with Fish	9000 gal.	18000 gal.
Suitable for Pond with Koi	4500 gal.	9000 gal.
\$	\$678.99	\$1021.99

ITEM #	REPLACEMENT UV Lamp	\$
OAS/40967	UVC 55 Watt	\$121.99

OASE

FILTRAL

UVC



ITEM #	DESCRIPTION	\$
OAS/76004	Filtral UVC 400 Max Flow - 195 GPH Max Head - 4 ft. Suitable for Ponds up to 400 gal.	\$255.99
OAS/76005	Filtral UVC 800 Max Flow - 235 GPH Max Head - 4 ft. Suitable for Ponds up to 800 gal	\$353.99
OAS/76006	Filtral UVC 1600 Max Flow - 410 GPH Max Head - 6 ft. Suitable for Ponds up to 1600 gal	\$453.99



PUMPS

AQUASCAPE

ULTRA SERIES

FOUNTAIN PUMP



Features:

Ideal for use with decorative fountains, external filters, small ponds, and other various water feature applications.

The fish-safe, oil-free design uses mag-drive technology making this pump extremely energy efficient, saving hundreds of dollars over traditional pumps.

Sm. Fountain Kit

ITEM #: **AQU/91045**
400-800 **\$29.99**



Lg. Fountain Kit

ITEM #: **AQU/91046**
1100-2000 **\$40.99**



ITEM #:	DESCRIPTION	GPH	MAX HEAD	WATTS	CORD	INLET/OUTLET	INCLUDES	\$
AQU/91005	Ultra Pump 400	370	7.5'	24	12'	0.5"-1.25" Step	Single Valve	\$149.99
AQU/91006	Ultra Pump 550	528	8'	33	12'	0.5"-1.25" Step	Single Valve	\$169.99
AQU/91007	Ultra Pump 800	793	9'	58	25'	0.5"-1.25" Step	Single Valve	\$219.99
AQU/91008	Ultra Pump 1100	1110	12'	92	25'	0.5"-1.25" Step	3-Way Valve	\$299.99
AQU/91009	Ultra Pump 1500	1480	16.5'	153	25"	0.5"-1.25" Step	3-Way Valve	\$359.99
AQU/91010	Ultra Pump 2000	1982	20'	250	25"	0.5"-1.25" Step	3-Way Valve	\$429.99

3 Year Warranty

OASE

FOUNTAIN PUMP



Features:

Energy efficient and compact design

Integrated flow control

Quiet continuous operation

For use with MM tubing

ITEM #:	DESCRIPTION	GPH	MAX HEAD	WATTS	CORD	INLET/OUTLET	\$
OAS/45417	Fountain Pump 90	90	2.8'	4	6'	0.312 / 0.5"	\$47.99
OAS/45413	Fountain Pump 150	150	3.6'	7	6'	0.45 / 0.5"	\$52.99
OAS/45414	Fountain Pump 320	320	6.2'	23	16'	0.75 / 0.5"	\$80.99
OAS/45416	Fountain Pump 525	525	7.9'	42	16'	0.875 / 0.5"	\$113.99

2 Year Warranty

ATLANTIC

TIDALWAVE 3

POND PUMP



TT SERIES

Next generation, ultra-high efficiency asynchronous pump

Clog-resistant and hard water tolerant

30% more efficient than competition, 115V

3 Year Warranty

Control the flow with the Variable Speed Controller *sold sep*

SPEED CONTROLLER

ITEM #:	\$
ATL/73933	\$342.99



ITEM #:	MODEL	GPH	MAX HEAD	WATTS	CORD	INLET/OUTLET	\$
ATL/73924	TT 1500	1640	11'	101	20'	1.5 / 1.5" FiPT	\$411.99
ATL/73925	TT 2000	2640	13'	115	20'	1.5 / 1.5" FiPT	\$455.99
ATL/73926	TT 3000	3000	15'	173	20'	1.5 / 1.5" FiPT	\$545.99
ATL/73927	TT 4000	4490	16'	230	20'	1.5 / 1.5" FiPT	\$775.99
ATL/73928	TT 5000	5150	17'	310	20'	2 / 2" FiPT	\$866.99
ATL/73929	TT 6000	6600	19'	334	20'	2 / 2" FiPT	\$955.99
ATL/73930	TT 7500	7650	21'	520	20'	2 / 3" MiPT	\$1228.99
ATL/73931	TT 9000	8800	22'	587	20'	2 / 3" MiPT	\$1319.99

3 Year Warranty

LEAF STRAINER



ITEM #:	
CMP/25300	\$119.99
1.5" Strainer	
CMP/25301	\$129.99
2" Strainer	

INTAKE FILTER



ITEM #: OAS/51074	
Oase intake filter for the Oase Aquamax Eco Premium	
	\$89.99

LOW SUCTION?



ITEM # AQU/91117	
Low Suction Intake Attachemnt	
	\$44.99
1 1/2" - Fits TT1500 - TT4000	



- SKIMMER COVERS
- POOL SPILLWAYS
- FORMAL SPILLWAYS
- FOUNTAIN BASINS
- FOUNTAINS & KITS
- POND-FREE
- WATERFALL STARTERS
- SKIMMERS
- POND KITS
- POND FILTERS
- POND CLARIFIERS
- PUMPS
- TUBING & LINER
- INSTALLATION
- FITTINGS
- MAINTENANCE
- AERATION
- LIGHTING
- TREATMENTS
- FISH FOOD
- FOUNTAINS
- WATER MANAGEMENT
- DRAINAGE PIPE



PUMPS

OASE

AQUAMAX CLASSIC

POND PUMP



Eco Classic Series

Synchronous electronic pumps are designed for in-pond applications where debris is delivered

Oase AquaMax Eco Classic is an energy efficient, solids handling pump with a large intake pre-filter

Automatically shuts off the pump if dry run or clogged to prevent pump damage

Large-surface, wrap-around pre-filter allows coarse debris particles up to 1/3" to pass through pump; may

AquaMax Eco Classic features a coated magnetic rot or adverse water conditions and proprietary grounding plate for unparalleled safety

ITEM #:	MODEL	GPH	MAX HEAD	WATTS	CORD	INLET/OUTLET	\$
OAS/40347	Eco Classic 1200	1200	8'	45	20'	- / 2" - 50mm	\$398.99
OAS/57620	Eco Classic 1900	1900	9.5'	70	20'	- / 2" - 50mm	\$453.99
OAS/57621	Eco Classic 2700	2700	11'	110	20'	- / 2" - 50mm	\$535.99
OAS/57623	Eco Classic 3600	3600	13'	150	20'	- / 2" - 50mm	\$621.99

2 + 1 Year Warranty (Registration Required)

OASE

AQUAMAX PREMIUM

POND PUMP



Premium Series

Synchronous electronic pumps are designed for in-pond applications where debris is delivered through the pump to a filtration system

Environmental Function Control (EFC) shuts off the pump to protect it if it is run dry or clogged, and an integrated grounding plate protects against stray current

Patented Seasonal Flow Control (SFC) slows flow and reduces wattage up to 50% as water temperatures drop

Pump can be used in-line by removing large-surface, wrap-around pre-filter and using mounting bracket to secure

Unique patented frost protection safeguards pump free from damage down to -4°F so they can remain in place all winter long

ITEM #:	MODEL	GPH	MAX HEAD	WATTS	CORD	INLET/OUTLET	\$
OAS/87581	Eco Premium 2500	2500	12.5'	60	20'	2 / 2" - 50mm	\$906.99
OAS/87582	Eco Premium 3500	3500	15'	100	20'	2 / 2" - 50mm	\$980.99
OAS/87583	Eco Premium 4500	4500	17'	140	20'	2 / 2" - 50mm	\$1043.99
OAS/87584	Eco Premium 5500	5500	17'	160	20'	2 / 2" - 50mm	\$1133.99

3 + 2 Year Warranty (Registration Required)

ATLANTIC

A-SERIES

POND PUMP



A-Series

Engineered for high head, high volume applications
 Precision manufactured motor, thermal overload protection, vortex impeller
 Make installation a breeze with the Atlantic AWGCV30



Suggested Check Valve

ITEM #:	Inlet	Outlet	\$
ATL/74220	3" Socket	3" Rubber Coupling	\$303.99

ITEM #:	VOLTAGE	GPH	HEAD HEIGHT REQUIRED	MAX HEIGHT HEIGHT	WATTS	CORD	OUTLET	\$
ATL/73895	115V	8150 @ 10' Head	10'	30'	1160	30'	3" FiPT	\$1724.99
ATL/87752	230V	10200 @ 25'	25'	48'	2155	30'	3" FiPT	\$2754.99

2 Year Warranty

SHINMAYWA

NORUS SERIES

POND PUMP



NORUS Series

High efficiency, rated for continuous operation, 1.25" solids handling
 Corrosion resistant, 2" discharge, dual-shaft seals and 115V single phase motor
 Make installation a breeze with the TR215CV
 Japanese made



Suggested Check Valve

ITEM #:	Inlet	Outlet	\$
ATL/74222	2" Socket	1.5" or 2"	\$129.99

ITEM #:	HP	GPH	MAX HEAD	WATTS	CORD	OUTLET	\$
SHI/2.15S	1/5	3300	19'	328	20'	2" FiPT	\$637.99
SHI/2.25S	1/3	4800	28'	414	32'	2" FiPT	\$819.99
SHI/2.4S	1/2	5700	36'	567	32'	2" FiPT	\$1014.99
SHI/2.75S	1	7000	48'	1088	32'	2" FiPT	\$1235.99
SHI/XP2.75S	1	10500	34'	1265	32'	2" FiPT	\$1592.99

2 Year Warranty

- SKIMMER COVERS
- POOL SPILLWAYS
- FORMAL SPILLWAYS
- FOUNTAIN BASINS
- FOUNTAINS & KITS
- POND-FREE
- WATERFALL STARTERS
- SKIMMERS
- POND KITS
- POND FILTERS
- POND CLARIFIERS
- PUMPS**
- TUBING & LINER
- INSTALLATION
- FITTINGS
- MAINTENANCE
- AERATION
- LIGHTING
- TREATMENTS
- FISH FOOD
- FOUNTAINS
- WATER MANAGEMENT
- DRAINAGE PIPE



FIND YOUR PUMP!

STEP 1

PICK YOUR LOOK



TRICKLE

= 750 GPH PER FOOT



SHEET

= 1500 GPH PER FOOT



NIAGARA

= 2250 GPH PER FOOT

THE LOOK YOU WANT IN GPH/FT

X

THE WIDTH OF WATERFALL IN FEET

=

RECOMMENDED FLOW (GPH)

STEP 2

SIZE TUBING

CHART A

GPH	FRICTION LOSS PER FOOT OF TUBING						
	TUBING SIZE						
	1/2"	3/4"	1"	1 1/4"	1 1/2"	2"	3"
100	0.10	0.01					
200	0.38	0.05	0.01				
300	0.83	0.10	0.02				
400	1.00	0.18	0.04	0.01			
500	2.23	0.27	0.06	0.02			
750		0.50	0.14	0.04	0.02		
1000		0.84	0.21	0.07	0.03		
1250		1.20	0.33	0.10	0.04	0.01	
1500			0.43	0.15	0.06	0.02	
2000			0.94	0.26	0.10	0.03	
3000			2.07	0.52	0.22	0.06	
4000				1.10	0.43	0.07	0.01
5000				1.60	0.67	0.09	0.02
6000					0.96	0.15	0.03
7000					1.77	0.22	0.05
8000						0.38	0.07
10000						0.57	0.10
15000						0.64	0.15
18000							0.25

SELECT TUBING & MULTIPLIER

Find the dark blue cell that corresponds with the Recommended Flow (GPH) in CHART A (left). The column indicates the recommended tubing size and the number in the cell is the Multiplier, the friction in every foot of tubing.

For existing systems, use the Multiplier that corresponds to the actual flow and tubing size.

ADD EQUIVALENT TUBING LENGTHS

Add the equivalent lengths of all the fittings in the system, from CHART B (below left), to the tubing length from pump to falls to find Equivalent Tubing Length.

FITTING LENGTH IN FEET

+

TUBING LENGTH IN FEET

=

EQUIVALENT TUBING LENGTH IN FEET

CALCULATE FRICTION HEAD

Multiply the Equivalent Tubing Length in feet by the Multiplier in the dark blue cell from CHART A (above left), to find the Friction Head in feet of tubing and fittings.

EQUIVALENT TUBING LENGTH IN FEET

X

MULTIPLIER FROM CHART

=

FRICTION HEAD IN FEET

CHART B

PVC FITTING	FRICTION IN EQUIVALENT FEET OF STRAIGHT PIPE					
	FITTING SIZE					
	1/2"	1"	1 1/4"	1 1/2"	2"	3"
Std. Elbow, 90°	4.5	5.5	7.0	7.5	8.5	11
Std. Elbow, 45°	1.0	1.5	2.0	2.0	3.0	4.0
Male/Female Adapter	1.5	2.0	3.0	3.5	4.5	6.5
Tee (Straight Thru)	2.5	3.0	5.0	6.0	8.0	12.0
Tee (Thru Branch)	5.5	7.0	9.0	10.0	12.0	17.0
Swing Check Valve	9.0	11.0	13.0	15.0	19.0	27.0

STEP 3

FIND TOTAL HEAD

FIND THE TOTAL DYNAMIC HEAD

Add the Friction Head in Feet to the Vertical Head of this feature. Vertical Head is the height in feet from the surface of the water the pump will be sitting in, to the highest point the water is pumped to.



STEP 4

CHOOSE THE PUMP

Locate your **Total Dynamic Head** at the top of the CHART C (below), follow that column down to find a corresponding cell with the **Recommended Flow**. Now you have found the right pump(s) with the right Flow at the right TDH!

ITEM #	WATTS	MAX GPH	TOTAL DYNAMIC HEAD HEIGHT							
			5'	10'	15'	20'	25'	30'	35'	40'
ATL/TT1500	101	1640	1060	350						
ATL/TT2000	115	2640	1760	715						
ATL/TT3000	173	3000	2180	1215	475					
ATL/TT4000	230	4490	3330	1785	700					
ATL/TT5000	310	5150	4255	3170	1615					
ATL/TT6000	334	6600	4915	3395	1750					
ATL/TT7500	520	7650	6300	4640	2860	1250				
ATL/TT9000	587	8800	7470	5990	4260	2595	1005			
ATL/MD250	15	300	6							
ATL/MD350	25	370	145							
ATL/MD550	40	650	385							
ATL/MD750	50	790	465							
ATL/MD1000	90	1080	785	27						
ATL/MD1250	120	1330	1040	580						
ATL/MD1500	165	1560	1255	780						
ATL/A31	1HP	1160	N/A	8150	6830	5535	4120	2535	N/A	N/A
ATL/AN-32	2HP	2055	N/A	N/A	N/A	N/A	10200	8280	7560	6780
SHI/2.15S	1/5 HP	328	3300	2700	1800	900				
SHI/2.25S	1/3 HP	414	4800	4000	3000	2100	1200			
SHI/2.4S	1/2 HP	567	5700	5100	4320	3420	2750	2000	950	
SHI/2.75S	1 HP	1088	7000	6900	6000	5400	4800	4100	3200	2100
SHI/XP2.75S	1HP	1265	10500	10200	9000	7200	5700	3780	2160	

- Recommended Operating Range
- Best Efficiency Range
- Do Not Operate

- SKIMMER COVERS
- POOL SPILLWAYS
- FORMAL SPILLWAYS
- FOUNTAIN BASINS
- FOUNTAINS & KITS
- POND-FREE
- WATERFALL STARTERS
- SKIMMERS
- POND KITS
- POND FILTERS
- POND CLARIFIERS
- PUMPS**
- TUBING & LINER
- INSTALLATION
- FITTINGS
- MAINTENANCE
- AERATION
- LIGHTING
- TREATMENTS
- FISH FOOD
- FOUNTAINS
- WATER MANAGEMENT
- DRAINAGE PIPE



INSTALLATION: TUBING & EPDM LINER

AQUAFLEX PVC PIPE



ITEM #	FREIGHT	DESCRIPTION	\$
TUB/P1025		Aquaflex PVC, Black, 1" x 25'	\$118.99
TUB/P1525		Aquaflex PVC, Black, 1 1/2" x 25'	\$143.99
TUB/P1550		Aquaflex PVC, Black, 1 1/2" x 50'	\$283.99
TUB/P2025		Aquaflex PVC, Black, 2" x 25'	\$206.99
TUB/P2050		Aquaflex PVC, Black, 2" x 50'	\$386.99
TUB/P3050		Aquaflex PVC, Black, 3" x 50'	\$894.99

METRIC (MM) KINK-FREE TUBING



ITEM #	FREIGHT	SIZE	\$
TUB/MM034100		3/4" x 100'	\$99.99
TUB/MM300050		75mm x 50'	\$349.98
TUB/MM300100		75mm x 100'	\$649.99
OAS/45402		3/4" x 20'	\$45.99
OAS/45399		1" x 20'	\$56.99
OAS/45398		1 1/2" x 20'	\$77.99
OAS/45400		2" x 100'	\$481.99
TUB/MM300050		3" (75mm) x 50'	\$349.99
TUB/MM300100		3" (75mm) x 100'	\$649.99

Note: MM is slightly smaller in diameter than UL. Fits OASE/Atlantic fittings.

UL KINK-FREE TUBING



ITEM #:	\$
TUB/UL034100 3/4"x100'	\$119.99

Note: UL is slightly larger in diameter than MM. Fits Aquascape and Atlantic fittings.

VINYL TUBING



ITEM #:	\$
TUB/BV14100 1/4" x 100'	\$29.99
OAS/45405 1/2" x 20'	\$28.99
TUB/BV34100 3/4" x 100'	\$49.99

PVC CLEAR GLUE & PURPLE PRIMER



ITEM #:	\$
OAT/CRS118 118 mL	\$14.99
OAT/CRS473 473 mL	\$32.99
OAT/PP118 118 mL	\$14.99
OAT/PP473 473 mL	\$32.99

FIRESTONE

45 MIL EPDM



ITEM #	FREIGHT	DESCRIPTION	\$
FI/PG05-100		5' x 100' EPDM 45mil	\$1.99 per sq. ft.
FI/PG10-100		10' x 100' EPDM 45mil	\$1.99 per sq. ft.
FI/PG15-100		15' x 100' EPDM 45mil	\$1.99 per sq. ft.
FI/PG20-100		20' x 100' EPDM 45mil	\$1.99 per sq. ft.
FI/PG25-100		25' x 100' EPDM 45mil	\$1.99 per sq. ft.
FI/PG30-100		30' x 100' EPDM 45mil	\$1.99 per sq. ft.
FI/PG10-50		10' x 50' EPDM 45 mil	\$1.99 per sq. ft.
FI/PG15-50		15' x 50' EPDM 45 mil	\$1.99 per sq. ft.
FI/PG20-50		20' x 50' EPDM 45 mil	\$1.99 per sq. ft.
FI/PG25-50		25' x 50' EPDM 45 mil	\$1.99 per sq. ft.
FI/PG30-50		30' x 50' EPDM 45 mil	\$1.99 per sq. ft.
FI/PG50-50		50' x 50' EPDM 45 mil	\$1.99 per sq. ft.

Can be custom cut in 5' increments

FOB Hamilton

ONE SIDED SEAM TAPE



ITEM #:		\$
FI/BT6100	6" x 100'	\$503.99

DOUBLE SIDED SEAM TAPE



ITEM #:		\$
FI/ST3025	3" x 25'	\$90.99
FI/ST3100	3" x 100'	\$246.99

QUICKPRIME



ITEM #:		\$
FI/QPPQ	Quart	\$79.99
FI/QPPG	Gallon	\$226.99
FI/LAP	Lap Sealant Black (10 oz.)	\$49.99

6" LINER PATCH



ITEM #:		\$
FI/22018	6" Liner Patch	\$18.99

EPDM LINER REPAIR KIT



ITEM #:		\$
FI/QSRK	3" x 25'	\$49.99
(2) 6"x6" QuickSeam Patches, 1 bottle-QuickPrime LVOC, 1-QuickScrubber Pad, 1 Pair-Disposable Gloves		

QUICKSCRUBBER KIT



ITEM #:		\$
FI/QSK	Firestone Quickscrubber kit (Kit Includes 1 Scrubber - 6 Pads)	\$24.99

- SKIMMER COVERS
- POOL SPILLWAYS
- FORMAL SPILLWAYS
- FOUNTAIN BASINS
- FOUNTAINS & KITS
- POND-FREE
- WATERFALL STARTERS
- SKIMMERS
- POND KITS
- POND FILTERS
- POND CLARIFIERS
- PUMPS
- TUBING & LINER
- INSTALLATION
- FITTINGS
- MAINTENANCE
- AERATION
- TREATMENTS
- FISH FOOD
- FOUNTAINS
- WATER MANAGEMENT
- DRAINAGE PIPE



INSTALLATION: PRODUCTS

ATLANTIC

PUMP CHECK VALVES



ITEM #	INLET	OUTLET	\$
ATL/74222	1.5" or 2" MiPT	1.5" or 2" Sch 40 Socket	\$129.99
ATL/74220	3" Socket	3" Rubber Coupling	\$303.99

ATLANTIC

TRITON IONIZER 3



Ionizers mineralize the water to keep water features clean and clear with minimal oversight
 Easily installed in any new or existing water feature
 Integrates seamlessly with TR215 check valve
 Level of mineralization controlled by LED panel or Ionizer APP
 Treats ponds up to 25,000 gallons

ITEM #	DESCRIPTION	INPUT	WATTS	INLET/OUTLET	\$
ATL/74055	Electronic water clarifier	12 Volt AC	2W	2" Sch 40 PCV	\$485.99
ATL/74054	Replacement Anode	Fits TRION2 and TRION3 Ionizers			\$140.99
ATL/74057	Copper Test Strips	50 Alkalinity / pH / Copper test strips (2 year shelf life) 3 Year Warranty			\$27.99

TRADUX BULKHEAD



ITEM #:	\$
OAS/42750 0.75", 1", 1.25", 1.5", 2"	\$71.99

A bulkhead fitting assembly with accessories to pass tubing or cables through a reservoir wall, includes cord seal fitting.

CORD SEAL



ITEM #:	\$
ATL/74205 1.875"W x 1.375"H	\$38.99

Cord Seal Fitting with expanding rubber core fits inside 1½" socket fittings to create a leak-proof seal around 1/8" - 3/8" cords

FLOW REGULATOR



ITEM #:	\$
OAS/51260 Outlets: 1" - 1 1/2"	\$66.99

Oase Flow Regulator controls water flow to filters and water features
 Use as a tubing connector for connecting kink-free tubing

- SKIMMER COVERS
- POOL SPILLWAYS
- FORMAL SPILLWAYS
- FOUNTAIN BASINS
- FOUNTAINS & KITS
- POND-FREE
- WATERFALL STARTERS
- SKIMMERS
- POND KITS
- POND FILTERS
- POND CLARIFIERS
- PUMPS
- TUBING & LINER
- INSTALLATION
- FITTINGS
- MAINTENANCE
- AERATION
- LIGHTING
- TREATMENTS
- FISH FOOD
- FOUNTAINS
- WATER MANAGEMENT
- DRAINAGE PIPE


WATERFALL FOAM



ITEM #:	\$
EAS/BWFN 20 oz	\$36.99

Trigger dispenses foam in any position – no expensive gun required!
Can be reused for up to two weeks.

PRO FALLS FOAM



ITEM #:	\$
ATL/74199 29 oz	\$76.99

29 oz professional black waterfall foam
For use with Pro-Foam Gun


FALLS FOAM



ITEM #:	\$
ATL/74198 12oz	\$38.99

One time use, application straw.

AUTOFILL



ITEM #:	\$
ATL/74246	\$63.99

Connects to standard garden hose, 1/2" irrigation or 1/2" Sch. 40 PVC


BLACK SILICONE



ITEM #:	\$
ATL/74247 3 oz	\$21.99
ATL/74248 10.2 oz	\$41.99


29 oz professional black waterfall foam
For use with Pro-Foam Gun

PRO-FOAM GUN



ITEM #:	\$
ATL/74201	\$117.99
ATL/74203 12 oz. foam gun cleaner	\$52.99

6 OZ GEO TEXTILE POND UNDERLAY



ITEM #:	\$
GEO/625363 6.25' x 363'	\$0.29
	per sq. ft.
GEO/12363 12.5' x 363'	\$0.29
	per sq. ft.

GROUND COVER



ITEM #:	\$
ST/17916 4' x 300'	\$144.99

WOVEN MICROGRID



ITEM #:	\$
GEO/MICROGRID 8' x 225'	\$1.29

Woven StrataGrid Geotextile per sq. ft.
Durable woven geotextile material designed to help prevent rock and debris from entering aquablox and basin reservoir systems.



INSTALLATION: FITTINGS

PUMP UNIONS



ITEM	SIZE	\$
CMP/21021	1 1/2"	7.99
CMP/21023	2"	10.99

UNIONS



ITEM	SIZE	\$
CMP/21047	1 1/2" S/2" spg x 1 1/2" S/2" spg	16.99
CMP/21048	2" SxS	19.99
F/457030	3" SxS	49.98
F/458015	1 1/2" TxT	18.73
F/458020	2" TxT	31.23

UNION ADAPTER



ITEM	SIZE	\$
OAS/10142	1 1/2" FPTxSPT	15.99
OAS/10143	2" FPTxSPT	41.99

REDUCER BUSHING SPG x S



ITEM	SIZE	\$
F/437073	1/2" SPG x 3/8" S	0.98
F/437168	1 1/4" SPG x 1" S	2.48
F/437211	1 1/2" SPG x 1" S	3.11
F/437212	1 1/2" SPG x 1 1/4" S	3.11
F/437249	2" SPG x 1" S	3.73
F/437251	2" SPG x 1 1/2" S	3.73
F/437335	3" SPG x 1" S	7.48
F/437337	3" SPG x 1 1/2" S	8.73
F/437338	3" SPG x 2" S	8.73

REDUCER BUSHING SPG x FiPT



ITEM	SIZE	\$
F/438131	1" SPG x 3/4" FiPT	2.48
F/438168	1 1/4" x 1" FiPT	3.73
F/438211	1 1/2" SPG x 1" FiPT	4.36
F/438212	1 1/2" SPG x 1 1/4" FiPT	4.36
F/438249	2" SPG x 1" FiPT	4.98
F/438250	2" SPG x 1 1/4" FiPT	4.98
F/438251	2" SPG x 1 1/2" FiPT	4.98
F/438337	3" SPG x 1 1/2" FiPT	8.73
F/438338	3" SPG x 2" FiPT	8.73

REDUCER BUSHING MiPT x FiPT



ITEM	SIZE	\$
F/439101	3/4" MiPT x 1/2" FiPT	2.48
F/439131	1" MiPT x 3/4" FiPT	3.73
F/439168	1 1/2" MiPT x 1" FiPT	4.98
F/439211	1 1/2" MiPT x 1" FiPT	6.23
F/439212	1 1/2" MiPT x 1 1/4" FiPT	6.23
F/439249	2" MiPT x 1" FiPT	12.48
F/439251	2" MiPT x 1 1/2" FiPT	6.23

ELBOWS 90°



ITEM	SIZE	\$
F/406007	3/4"	1.23
F/406010	1"	1.86
F/406012	1 1/4"	3.11
F/406015	1 1/2"	3.73
F/406020	2"	4.98
F/406030	3"	18.73
F/410015	1 1/2" Street Elbow	4.98

ELBOWS 45°



ITEM	SIZE	\$
F/417015	1 1/2"	4.36
F/417020	2"	4.98
F/417030	3"	22.48

TEE'S & WYE S x S



ITEM	SIZE	\$
F/401007	3/4"	1.86
F/401010	1"	2.48
F/401012	1 1/4"	3.73
F/401015	1 1/2"	4.36
F/401020	2"	6.23
F/401030	3"	24.98
F/477020	Wye 2"	12.48

**COUPLINGS
S x S**



ITEM	SIZE	\$
F/429005	1/2"	1.49
F/429007	3/4"	1.49
F/429010	1"	1.86
F/429012	1 1/4"	2.24
F/429015	1 1/2"	2.48
F/429020	2"	3.11
F/429030	3"	9.98
F/70132	3" x 2"	19.98

**COUPLINGS
T x T**



ITEM	SIZE	\$
F/430005	1/2"	1.23
F/430007	3/4"	1.86
F/430010	1"	2.48
F/430012	1 1/4"	8.73
F/430015	1 1/2"	14.98
F/430020	2"	18.73

RUBBER COUPLING

ITEM	SIZE	\$
F/RC56-12	1 1/4"	8.73
F/RC56-15	1 1/2"	8.73
F/RC56-1520	1 1/2" x 2"	9.98
F/RC56-20	2"	9.98
F/RC56-3020	3" x 2"	16.23
F/RC56-30	3"	17.48
F/RC56-4030	4" x 3"	22.48
F/RC56-40	4"	24.98
F/RC56-6040	6" x 4"	33.73
F/RC56-60	6"	41.23

MALE ADAPTERS



ITEM	SIZE	\$
F/436010	1" MiPT x S	1.86
F/436012	1 1/4" MiPT x S	2.24
F/436015	1 1/2" MiPT x S	2.48
F/436020	2" MiPT x S	3.73
F/436030	3" MiPT x S	13.73
F/436169	1 1/4" MiPT x 1 1/2" S	6.23

FEMALE ADAPTERS



ITEM	SIZE	\$
F/435010	1"	1.23
F/435012	1 1/4"	1.98
F/435015	1 1/2"	2.48
F/435020	2"	3.73
F/435030	3"	11.23
F/435212	1 1/2" S x 1 1/4" FiPT	4.98

PLUG



ITEM	SIZE	\$
F/450015	1 1/2"	4.36
F/450020	2"	6.42

UNION TAILPIECE



ITEM	SIZE	\$
CMP/21063-150	1.5" MiPT x 1.5" Socket	18.99
CMP/21063-200	2" MiPT x 2" Socket	19.99

WATERSTOP



ITEM	SIZE	\$
CMP/25574-000	1 1/2"	5.99
CMP/25575-000	2"	6.99
CMP/25575-300	3"	7.99

BULKHEADS



ITEM	SIZE	\$
F/BH075	3/4"	17.48
F/BH100	1"	18.73
F/BH125	1 1/4"	19.98
F/BH150	1 1/2"	22.48
F/BH200	2"	31.73
F/BH300	3"	56.23

- SKIMMER COVERS
- POOL SPILLWAYS
- FORMAL SPILLWAYS
- FOUNTAIN BASINS
- FOUNTAIN & KITS
- POND-FREE
- WATERFALL STARTERS
- SKIMMERS
- POND KITS
- POND FILTERS
- POND CLARIFIERS
- PUMPS
- TUBING & LINER
- INSTALLATION
- FITTINGS**
- MAINTENANCE
- AERATION
- TREATMENTS
- FISH FOOD
- FOUNTAINS
- WATER MANAGEMENT
- DRAINAGE PIPE



INSTALLATION: FITTINGS & MAINTENANCE

STAINLESS HOSE CLAMPS



ITEM	SIZE	BAG	\$
F/SSC05	3/8"		1.61
F/SSC08	1/2"		2.05
F/SSC10	5/8"		2.05
F/SSC12	3/4"		2.09
F/SSC16	1"		2.09
F/SSC20	1 1/4"	10	2.13
F/SSC24	1 1/2"		2.13
F/SSC32	2"		2.20
F/SSC52	3"		3.29
F/SSC64	4"		3.40

BALL VALVE (S x S)



ITEM	SIZE	\$
F/0929S-05	1/2"	3.98
F/0929S-07	3/4"	5.98
F/0929S-10	1"	6.98
F/0929S-12	1 1/4"	12.98
F/0929S-15	1 1/2"	15.98
F/0929S-20	2"	24.98
F/0929S-30	3"	69.98

BALL VALVE (T x T)



ITEM	SIZE	\$
F/0929-05	1/2"	3.98
F/0929-07	3/4"	5.98
F/0929-10	1"	6.98
F/0929-12	1 1/4"	12.98
F/0929-15	1 1/2"	15.98
F/0929-20	2"	24.98
F/0929-30	3"	69.98

CHECK VALVE



ITEM	SIZE	\$
CMP/25062-159 (Clear)	1 1/2" S x S	21.99
CMP/25062-209 (Clear)	2" S x S	32.99

MALE INSERT ADAPTER (MM)



ITEM	SIZE	\$
F/36007	3/4"	3.73
F/36010	1"	4.98
F/36012	1 1/4"	4.98
F/36015	1 1/2"	7.48
F/36020	2"	8.73
F/31015	1 1/2" Elbow	6.23

MALE INSERT ADAPTER (UL)



ITEM	SIZE	\$
F/1436007	3/4"	2.25
F/1436010	1"	2.48
F/1436015	1 1/2"	3.11
F/1436020	2"	4.12

SCH. 80 NIPPLES



ITEM	SIZE	\$
F/882005	1/2"	4.12
F/883005	3/4"	4.12
F/884005	1"	4.12
F/885005	1 1/4"	4.12
F/886005	1 1/2"	4.12
F/887005	2"	4.12



ATLANTIC

POND & GARDEN PROTECTOR



Domed design allows pond and garden plants to grow
 UV-resistant poly netting extends usable life
 1/2" x 1/2" opening protects fish from predators
 Helps prevent algae growth by reducing organic waste from entering pond

ATL/74045	Tent style pond protector - 7' x 9'	\$181.99
ATL/74044	Tent style pond protector - 9' x 12'	\$209.99

ATLANTIC

NETTING



DESCRIPTION

Keep out leaves and debris for a clean pond in the fall and spring
 Durable poly netting is UV-resistant for extended lifespan
 1/2" x 1/2" hole size keeps small debris out
 Stakes not included with 100' rolls

ATL/74047	Ultra pond net - 10' x 15'	\$38.99
ATL/74048	Ultra pond net - 15' x 20'	\$63.99
ATL/74050	Ultra pond net - 20' x 20'	\$80.99
ATL/74051	Ultra pond net - 20' x 30'	\$121.99
ATL/74046	Ultra pond net - 10' x 100'	\$160.99
ATL/74049	Ultra pond net - 20' x 100'	\$322.99
ATL/74052	Ultra pond net - 30' x 100'	\$485.99
ATL/74053	50 Net Stakes	\$21.99

AQUASCAPE

300W DE-ICER



Helps increase pond oxygen levels by keeping a small opening in the layer of ice during winter
 Stainless steel construction prevents corrosion and cracking
 Low cost to operate
 Built-in LED light indicates when heater is in use
 2 Year Warranty

ITEM #	VOLTS	DIMENSIONS	CORD	WATTS	\$
AQU/39000	115	5.5"W x 4"H	22'	300	\$275.99

- SKIMMER COVERS
- POOL SPILLWAYS
- FORMAL SPILLWAYS
- FOUNTAIN BASINS
- FOUNTAINS & KITS
- POND-FREE
- WATERFALL STARTERS
- SKIMMERS
- POND KITS
- POND FILTERS
- POND CLARIFIERS
- PUMPS
- TUBING & LINER
- FITTINGS
- MAINTENANCE
- AERATION
- LIGHTING
- TREATMENTS
- FISH FOOD
- FOUNTAINS
- WATER MANAGEMENT
- DRAINAGE PIPE



MAINTENANCE

OASE

PONDOVAC CLASSIC



ITEM #	OAS/57347
1400W Motor, automatic emptying, compact design, 4 nozzles Single chamber suction system that automatically alternates between suction and draining	
Power Consumption	1400W
Power Cable Length	13ft.
Suction Depth Max.	up to 6ft.
Max. Flow Rate	800 gph
Length, suction hose	13ft
Length, discharge hose	7ft
Limited Warranty	2 Years
\$	\$648.99

OASE

PONDOVAC 4




ITEM #	OAS/50409
Best selling, patented pond vacuum that doesn't take a break Patented two chamber system for continuous suction	
Power Consumption	1800W
Power Cable Length	13.8 ft.
Suction Depth Max.	up to 7.9 ft.
Max. Flow Rate	1300 gph
Length, suction hose	16 ft.
Length, discharge hose	8 ft.
Limited Warranty	2 Years
\$	\$1089.99

OASE

PONDOVAC 5



ITEM #	OAS/48080
Full power without interruption, thanks to a separate suction and pump function Pumps waste water even over height differentials Can be used for pond, pools and swim ponds - or a wet vac!	
Power Consumption	1800W
Power Cable Length	25 ft.
Suction Depth Max.	up to 8.2 ft.
Max. Flow Rate	2100 gph
Length, suction hose	16 ft.
Length, discharge hose	32 ft.
Limited Warranty	2 Years
Freight	
\$	\$1748.99

- SKIMMER COVERS
- POOL SPILLWAYS
- FORMAL SPILLWAYS
- FOUNTAIN BASINS
- FOUNTAINS & KITS
- POND-FREE
- WATERFALL STARTERS
- SKIMMERS
- POND KITS
- POND FILTERS
- POND CLARIFIERS
- PUMPS
- TUBING & LINER
- INSTALLATION
- FITTINGS
- MAINTENANCE
- AERATION
- LIGHTING
- TREATMENTS
- FISH FOOD
- FOUNTAINS
- WATER MANAGEMENT
- DRAINAGE PIPE

OASE

EASY PICK



ITEM: **OAS/42764**
 Telescoping pond pliers are ideal for regular cleaning and care of the pond. With its rubberized grippers the OASE Easy Pick firmly grasps branches and leaves, as well as foreign objects that sometimes fall into the pond
 The ergonomic grip and the telescoping handle enables convenient work from distances of up to 6.6 ft.
\$ **\$110.99**

OASE

FLEXICUT 2-IN-1



ITEM: **OAS/46970**
 The FlexiCut 2-in-1 Pond Scissors are an excellent tool for trimming back overgrown branches and vegetation. The scissors' head features adjustable work angles and protects the pond liner from cuts and punctures.
 Dimensions: 65.4 x 2.4 x 1.6 in.
 Handle length : 5.2'
\$ **\$98.99**

OASE

POND GLOVES



Neoprene pond gloves offer welcome protection against cold water
 Durable and elastic neoprene is a full 2mm thick for long lasting comfort
 Rubber coated palm for comfort and excellent grip
 Adjustable wrist strap keeps gloves from slipping
ITEM: **Size:**
 OAS/91657 Small / 7
 OAS/91658 Medium / 8
 OAS/91659 Large / 9
 OAS/91660 X-Large / 10
 OAS/91661 XX-Large / 11
\$ **\$49.99**



MAINTENANCE: AERATION

OASE

AQUAOXY & OXYTEX



AquaOxy is a low voltage (12v) membrane air injector pump with two adjustable air flow outlets.

The included (2) air stones are heavy in weight and diffuse the injected air through two supplied 16 ft. air lines

OxyTex in combination with the AquaOxy, disperses injected air even more finely for more optimised gas exchange

Ideal supplement for any filter

Attractive plant like design

ITEM #	AIR INJECTION	MAX DEPTH	WATT	CORD	POND VOLUME	\$
OAS/50041	1 CFM @ 3.6 psi	5'	25	15'	up to 5000 gal.	\$412.99
OAS/51075	Improves filtration up to 25%			Min Depth is 18", design for use with AquaOxy 450		\$253.99

AQUASCAPE

POND AERATORS



Extremely energy-efficient

Quiet, simple to use and maintain

Durable housing prevents water damage

Comes complete with winter resistant air line, preassembled check valves and air discs

ITEM #	DESCRIPTION	AIR FLOW	POND SIZE	\$
AQU/75000	2 Outlet Pond Aerator Kit	0.28 CFM	up to 2000 gal.	\$119.99
AQU/75001	4 Outlet Pond Aerator Kit	0.49 CFM	up to 3000 gal.	\$199.99
AQU/75005	Replacement Aeration Disc			\$20.99

ATLANTIC

PROFESSIONAL AERATION KITS



High output for larger water gardens and koi ponds with greater oxygen demand

High efficiency non-clogging diffuser tubing is less restrictive than stones or rubber diaphragms for greater flows and longer pump life

Circular diffuser design maximizes upwelling and water circulation and gas exchange

Diffusers come unweighted to reduce shipping costs and will require filling with your choice of sand or gravel

ITEM #	TUBING	MAX DEPTH	WATT	CORD	POND VOLUME	INCLUDES	\$
ATL/73939	20' of 3/8 Weighted	7'	25	6'	up to 6000 gal.	8" Diffuser	\$423.99
ATL/73940	40' of 3/8 Weighted	11'	35	6'	up to 12000 gal.	2 x 8" Diffusers	\$770.99

AIRMAX

POND SERIES™



Perfect for ponds and lakes up to 21' deep
 Single systems can aerate up to 4 acres
 Comes with standard Airmax Composite Cabinet
 Warranty: Cabinet: Lifetime, Airline/Diffuser: 2 Year,
 Compressor: 2 Year

ITEM #:	PS10	PS20	PS40
Item #	AIR/600821	AIR/600831	AIR/600865
Aerates	1/4 Acre : 6-9' Deep 1/2 Acre: 9-12' Deep 1 Acre: 12-21' Deep	1/2 Acre: 6-9' Deep 1 Acre: 9-12' Deep 2 Acre: 12-21' Deep	2 Acres: 6-9' Deep 3 Acres: 9-12' Deep 4 Acres: 12-21' Deep
Running Amps	1.6	4.1	5.3
Max CFM	2.3	4.7	5.8
Max Depth	21'	21'	21'
Op. Cost/Mo	\$9.27	\$23.76	\$30.72
Airline	Not Included	Not Included	Not Included
Weighted Diffusers	(1) ProAir 4 Weighted Diffusers	(2) ProAir 4 Weighted Diffusers	(4) ProAir 4 Weighted Diffusers
Compressor	RP25 1/4HP SilentAir Rocking Piston Compressor	RP50 1/2HP Silent Air Rocking Piston Compressor	RP75 3/4HP Silent Air Rocking Piston Compressor
Stock Status	Stock	Stock	Stock
\$	\$2949.99	\$4199.99	\$6199.99

POND SERIES AIR FILTER KITS



ITEM #:		\$
AIR/510150	Full Unit	\$57.99
AIR/510151	Filter Only	\$23.99

POND SERIES MAINTENANCE KITS



ITEM #:		\$
AIR/510510	1/4HP	\$250.99
AIR/510511	1/2HP	\$321.99
AIR/510512	3/4HP	\$339.99

POND SERIES PROAIR™4 DIFFUSER



ITEM #:	\$
AIR/510166	\$509.99

PROAIR™ DIFFUSER



ITEM #:	\$
AIR/490354	\$321.99

WEIGHTED TUBING



ITEM #:		\$
TUB/WT38050	50' 3/8"	\$100.99
TUB/WT38100	100' 3/8"	\$199.99

CONNECTOR KITS



ITEM #:	SIZE	\$
AIR/490204	3/8"-3/8"	\$14.99
AIR/490205	3/8"-5/8"	\$18.99
AIR/490206	5/8"-5/8"	\$11.99

- SKIMMER COVERS
- POOL SPILLWAYS
- FORMAL SPILLWAYS
- FOUNTAIN BASINS
- FOUNTAINS & KITS
- POND-FREE
- WATERFALL STARTERS
- SKIMMERS
- POND KITS
- POND FILTERS
- POND CLARIFIERS
- PUMPS
- TUBING & LINER
- INSTALLATION
- FITTINGS
- MAINTENANCE
- ABERATION
- LIGHTING
- TREATMENTS
- FISH FOOD
- FOUNTAINS
- WATER MANAGEMENT
- DRAINAGE PIPE



WATER FEATURE LIGHTING

ATLANTIC

SPOTLIGHT

Submersible Lights

Solid Brass construction with a classic oil rubbed bronze finish

20' Power cord with quick-connect plug. 2800 Kelvin colour temperature and all lights carry a 5 Year Warranty



ITEM #	INPUT	WATTS	BEAM	DIMENSIONS	REQUIRES	\$
ATL/74106	12V AC	2	45°	2 1/2"L x 1 1/8"W		\$163.99
ATL/74107	12V AC	4	45°	2 5/8"L x 1 3/4"W	12 volt Transformer	\$238.99
ATL/74143	12V AC	5	120°	3 3/4" OD x 2" ID x 5/8"H		\$233.99

ATLANTIC

SPOTLIGHT KITS



Atlantic's Pond Light Kits come complete with everything needed to illuminate waterscapes and the surrounding landscape Triple Light Kits includes 12' cord from transformer to junction plus 8' to each light

Colour Changing Pond Lights include single-zone InfiColor Smart Module to unlock the full potential of Colour Changing Lights with Atlantic Control App

ITEM #	DESCRIPTION	INPUT	CORD	DIMENSIONS	\$
ATL/74102	Warm White Triple Pond Light Kit	12V AC	20' (8' Pigtail on individual lights)	(3) 2 1/2"L x 2"W	\$160.99
ATL/74095	Colour Chaning Triple Pond Light Kit	Inicolor			\$346.99

ATLANTIC

FOUNTAIN LIGHT



Fountain lights illuminate water inside vases, basalts and bubbling boulders

Atlantic's epoxy-encased Fountain Lights flood plumes of water with 120° beam angle

PVC body with bottom mounted cord fits into 1 1/2" socket fittings and 2" bore holes

Fountain Light accepts standard 3/4" rigid PVC or Kink-Free pipe

Fountain Lights feature 20' power cord and quick-connect plug for easy installation

Flat 2-wire cord on Warm White can be stripped and tied into existing systems

ITEM #	INPUT	WATTS	BEAM	DIMENSIONS	INCLUDES	REQUIRES	\$
ATL/74137	12V AC	2	120°	2"W x 1 3/8"H	3/4" insert fitting	12 volt Transformer	\$93.99

ATLANIC

LED SPOUT LIGHT



ITEM #:	ATL/74145
These unique fixtures install inside the plumbing and light the water flowing past them.	
Description	Warm white Spout Light
Input Voltage	12V AC
Watts / Lumen	2 / 100 Lm
Required	12V AC transformer
Cord Length	20'
Thread Size	1" MiPT
Dimensions	1.5" L x 1.5" W x 1 5/8" H
Warranty	5 Year
\$	\$167.99

KICHLER

UNDERWATER LED

16027SS



Recommended:

ITEM #: K/16084BK
Weighted Base
\$58.99



Designed for underwater use in ponds, fountains, and other water features. Can also be used out of water as a mini accent light - ideal for wood decks, overhangs, pergolas and arbors.

ITEM #:	K/16027SS
Beam Spread	60°
Colour Temp	3000K
Light Source	1 integrated LED (5.5W/7.5 VA) Level 1: 100Lm Level 2: 200Lm (Factory Setting) Level 3: 400Lm
Wattage/VA, Lumens	
Finish	SS - Marine Stainless Steel
Wiring	25' of usable #18-2
CRI/ IP Rating	80+ / IP68
Dimensions	2" x 2"
	Includes Stainless Masonry Bracket, Cowl & 2 gel-filled wire nuts
Warranty	10 Year
\$	\$269.99

WIRING & TRANSFORMERS



ITEM #	DESCRIPTION	INPUT	OUTPUT	INCLUDES	\$
K/15E60	60 Watt Transformer	120V AC	12V AC	Built-in photo cell and timer	\$99.98
ATL/74123	4-Way Block Splitter	12V AC	12V AC	Weather resistant caps	\$35.99
ATL/74124	20' Extension Cord	12V AC	12V AC	---	\$35.99

- SKIMMER COVERS
- POOL SPILLWAYS
- FORMAL SPILLWAYS
- FOUNTAIN BASINS
- FOUNTAINS & KITS
- POND-FREE
- WATERFALL STARTERS
- SKIMMERS
- POND KITS
- POND FILTERS
- POND CLARIFIERS
- PUMPS
- TUBING & LINER
- INSTALLATION
- FITTINGS
- MAINTENANCE
- AERATION
- TREATMENTS
- FISH FOOD
- FOUNTAINS
- WATER MANAGEMENT
- DRAINAGE PIPE



WATER TREATMENTS

CRYSTAL CLEAR

CLEAROUT™



5 Year Shelf Life

Clears Water & Supports a Healthy Ecosystem by Eliminating Nutrients, Odors & Suspended Organics

Easy-to-Use Water Soluble Packets

Safe for all aquatic & domestic life using natural bacteria

Easy to use water soluble packets

Temperature Restriction: Use above 50° F

ITEM #	SIZE	TREATS	\$
CC/210-6	6 lbs, 12 - 8 oz packets	1/4 Acre pond for up to 3 months	\$199.97
CC/210-24	24 lbs, 48 - 8 oz packets	1 Acre pond for up to 3months	\$559.97

CRYSTAL CLEAR

MUCKOUT™



5 Year Shelf Life

Reduces up to 2" of Muck per month by converting Muck into odorless gas

Great for beaches, docks, shorelines

Safe for all aquatic & domestic life using natural bacteria

Highly concentrated natural bacteria and enzyme formulation

Temperature Restriction: Use above 50° F

ITEM #	SIZE	TREATS	\$	
CC/200-6	6 lbs	Pond Size (Surface Area)	1/4 Acre pond for up to 3 months	\$198.97
		Beach / Shoreline Treatment	2000 sq. ft. for 3 months	
CC/200-24	24 lbs	Pond Size (Surface Area)	1 Acre pond for up to 3 months	\$559.97
		Beach / Shoreline Treatment	8000 sq. ft. for 3 months	

INTERPET

POND BALANCE



Granular water treatment - removes string algae/blanket algae

Brings ecosystem into a balanced state

Removes nutrients necessary for string algae growth

Non-algicide and plant friendly formula

No temperature restrictions

ITEM #	SIZE	TREATS	\$
INT/8751	1.2 lbs.	3600 gal.	\$44.98
INT/8752	3.6 lbs.	10800 gal.	\$89.98
INT/8753	21.5 lbs.	67250 gal.	\$279.98

SKIMMER COVERS
 POOL SPILLWAYS
 FORMAL SPILLWAYS
 FOUNTAIN BASINS
 FOUNTAINS & KITS
 POND-FREE
 WATERFALL STARTERS
 SKIMMERS
 POND KITS
 POND FILTERS
 POND CLARIFIERS
 PUMPS
 TUBING & LINER
 INSTALLATION
 FITTINGS
 MAINTENANCE
 AERATION
 LIGHTING
 TREATMENTS
 FISH FOOD
 FOUNTAINS
 WATER MANAGEMENT
 DRAINAGE PIPE

CRYSTAL CLEAR

POND DYE PACKETS



5 Year Shelf Life

Tints Water a True Blue Colour
 Keeps Water Clear & Shaded
 Safe for all aquatic & domestic life using natural bacteria
 Easy to use water soluble packets
 Temperature Restriction: None

ITEM #	SIZE	TREATS	\$
CC/222-4	4 packets	1/4 Acre pond for up to 8 months	\$124.97

CRYSTAL CLEAR

POND DYE GALLONS



5 Year Shelf Life

Reduces up to 2" of Muck per month by converting Muck into odorless gas
 Great for beaches, docks, shorelines
 Safe for all aquatic & domestic life using natural bacteria
 Highly concentrated natural bacteria and enzyme formulation
 Temperature Restriction: Use above 50° F

ITEM #	SIZE	TREATS	\$
CC/220-1G	1 Gallon	Blue	Treats 1 Acre Pond, 4-6' Deep \$74.97
CC/221-1G	1 Gallon	DeepBlue	Treats 1 Acre Pond, 4-6' Deep \$74.97

AUTUMN/WINTER PREP



Helps to accelerate the decomposition of leaves, scum, sediment and other organics during cold fall & winter months. The added bacteria will also boost your eco-system for spring. Microbe-Lift A/P is formulated with cellulose enzymes, cellulose producing bacteria and cold weather bacteria
 Works in temperatures under 40°

ITEM #	SIZE	TREATS	\$
ML/AUTPREP	32 oz.	5000 gal. for 4 months	\$63.97
ML/AUTPREPGK	1 gal.	40000 gal. for 4 months	\$190.97

SPRING SUMMER CLEANER



Helps jump start your pond in the spring
 Reduces build up of dead leaves and cellulose organic sediment

ITEM #	SIZE	TREATS	\$
ML/SSC	1 lb.	5000 gal. for 4 weeks	\$61.97



WATER TREATMENTS

SUPACLEAR POND CLEANER



Clears Water In Up To 24-48 Hours of Application
Can Be Used In Ponds Containing Fish & Plants
Contains 9% solution for rapid action
Replaces (**D-Solv9/Profix**)
No temperature restrictions

ITEM #	SIZE	TREATS	\$
KEE/35.1015	16 oz.	16000 gal.	\$19.97
KEE/35.1016	32 oz	32000 gal	\$34.97
KEE/35.1017	1 gal.	128000 gal.	\$89.97
KEE/35.1025	2.5 gal.	320000 gal	\$229.97

D-SOLV™



Immediately kills string algae
Works on contact
Kills and removes algae on rocks, streams and waterfalls
No temperature restrictions

ITEM #	SIZE	TREATS	\$
CC/070-2	2 lb.	800 sq ft.	\$36.97
CC/070-10	10 lb.	4000 sq ft.	\$82.97
CC/070-25	25 lb.	10000 sq ft.	\$189.97

MUCKOFF™



Designed to sink to the bottom of the pond to quickly reduce muck and sludge caused by dead algae, leaves and fish waste
A blend of natural bacteria and enzymes that help clear water by removing excess nutrients and sediment
Temperature Restriction: Use above 50° F

ITEM #	SIZE	TREATS	\$
CC/040-24	24 tabs	1000 gal. for 4 months	\$32.97
CC/040-48	48 tabs	2000 gal. for 4 months	\$47.97
CC/040-96	96 tabs	4000 gal. for 4 months	\$76.97
CC/040-384	384 tabs	16000 gal. for 4 months	\$267.97

CLARITYMAX™



All-natural formula blended with bacteria and enzymes will work together to clean, polish and break down dead organics on and around waterfalls, streams, plant pots and filtration systems
Keeps water clean and clear
Temperature Restriction: Use above 50° F

ITEM #	SIZE	TREATS	\$
CC/B051-1	1 lbs.	625 gal. for 4 months	\$52.97
CC/B051-2	2.5 lbs.	1250 gal. for 4 months	\$116.97
CC/B051-6	6 lbs.	3000 gal. for 4 months	\$229.97
CC/B051-25	25 lbs.	12500 gal. for 4 months	\$799.97

BIOCLARIFIER™



Clears water, removes odor, breaks down suspended dead debris and decaying leaves with billions of bacteria colonies and added enzymes
Comes in water soluble packets
Use once every 1-2 weeks when water temp is above 50F.

ITEM #	SIZE	TREATS	\$
CC/B002-1	1 lb.	1000 gal. for 4 months	\$48.97
CC/B002-2	2 lbs.	2000 gal. for 4 months	\$77.97
CC/B002-6	6 lbs.	6000 gal. for 4 months	\$267.97

ONEFIX™



Utilizes natural bacteria to digest suspended dead organics to help keep pond balanced
Starts working the second it hits the water
Use once every 2 weeks when water temp is above 50F.
3X Concentrated

ITEM #	SIZE	TREATS	\$
CC/021-32	32 oz.	1500 gal. for 4 months	\$38.97
CC/021-1G	1 gal.	6000 gal. for 4 months	\$95.97

BARLEY EXTRACT™



The natural solution to maintaining a clean and healthy pond all year long
 Faster than barley pellets and cleaner than barley straw
 Reduces unsightly dead debris
 Maintains clean & clear water
 No temperature restrictions

ITEM #	SIZE	TREATS	\$
CC/095-16	16 oz.	1000 gal. for up to 4 months	\$32.97
CC/095-32	32 oz.	2000 gal. for up to 4 months	\$51.97
CC/095-1G	1 gal.	8000 gal. for up to 4 months	\$114.97
CC/095-2G	2.5 gal.	20000 gal. for up to 4 months	\$210.97

SPRING & FALL PREP



Accelerates decomposition of leaves, twigs, muck and other sediment during fall and winter while replenishing winter bacteria loss during the spring
 Apply weekly to keep pond looking best when water temperatures are between 35-60F°

ITEM #	SIZE	TREATS	\$
CC/026-12	12 pkts	2000 gal. for 6 wks	\$47.97
CC/026-24	24 pkts	4000 gal. for 6 wks	\$76.97

BARLEY STRAW PELLETS



Cleans and polishes water naturally all year long
 When placed in an area of steady water flow, pellets will slowly degrade and emit a natural chemical that cleans and polishes the pond naturally.
 Includes one mesh bag
 No temperature restrictions

ITEM #	SIZE	TREATS	\$
CC/067-2	2 lb.	2000 gal. for up to 3 months	\$30.97
CC/067-5	5 lb.	5000 gal. for up to 3 months	\$47.97
CC/110900		12" x 18" Media Bag	\$11.97

RAPICLEAR™



Designed to clear cloudy, discolored water quickly, usually within 1-3 hours
 Attracts suspended particles together which fall to the bottom of pond for clean out
 No temperature restrictions

ITEM #	SIZE	TREATS	\$
CC/063-16	16 oz.	250 gal. for 4 months	\$28.97
CC/063-32	32 oz.	500 gal. for 4 months	\$45.97
CC/063-1G	1 gal.	2000 gal. for 4 months	\$133.97

PONDTINT™



Non-Toxic pond dye designed to keep pond water sparkling clean and cool
 Shaded pond water naturally stays clearer in full sun
 Safe for all aquatic life
 No temperature restrictions

ITEM #	SIZE	TREATS	\$
CC/064-16	Blue - 16 oz.	16000 gal.	\$24.97
CC/085-16	Nite - 16 oz.	16000 gal.	\$24.97

PRO BLOCK



Blend of live bacteria & enzymes
 The regular use of Pond Boss PRO Block Bacteria will degrade unwanted organic debris accumulation and improve the overall health of the pond while clearing the water column of unwanted organic material.

ITEM #	SIZE	TREATS	\$
PB/54390	1 lb.	1 Acre	\$63.99
PB/54290	5 lb.	5 Acres	\$130.99

- SKIMMER COVERS
- POOL SPILLWAYS
- FORMAL SPILLWAYS
- FOUNTAIN BASINS
- FOUNTAINS & KITS
- POND-FREE
- WATERFALL STARTERS
- SKIMMERS
- POND KITS
- POND FILTERS
- POND CLARIFIERS
- PUMPS
- TUBING & LINER
- INSTALLATION
- FITTINGS
- MAINTENANCE
- AERATION
- TREATMENTS
- FISH FOOD
- FOUNTAINS
- WATER MANAGEMENT
- DRAINAGE PIPE



WATER TREATMENTS

PARASALT™



Formulated to increase koi and goldfish electrolytic intake (critical in building and maintaining a healthy slime coat)

Excellent for mucous production when healing from a wound

Also helps ward off common protozoan parasites

ITEM #	SIZE	TREATS	\$
CC/158-10	10 lb.	2000 gal.	\$38.97
CC/158-20	20 lb.	4000 gal.	\$66.97

FOUNTAIN CLEAR



Prevents stains, sludge, mineral deposits and organic contaminants from forming in basins

Use to freshen water in Fountain, Formal Spillway and Pond-free applications

ITEM #	SIZE	TREATS	\$
ML/SFC4	4 oz.	120 Gal.	\$19.97
ML/LFC16	16 oz.	640 Gal.	\$44.97

FOAM-B-GONE™



Will remove foam from water within seconds of application
Foam is usually caused by excessive proteins present in the water

Protein foam can be harmful and should be removed quickly

No temperature restrictions

ITEM #	SIZE	TREATS	\$
CC/060-1G	1 gal.	128000 gal.	\$114.97

POLISH AC™



A bituminous coal that has been exposed to extreme heat which activates the carbon giving it absorbing powers

The billions of pores within the carbon soak up pollutants such as tannins, ammonia, nitrite and nitrate.

Includes mesh bag

No temperature restrictions

ITEM #	SIZE	TREATS	\$
CC/090-5	5 lb.	2000 gal.	\$124.97
CC/090-15	15 lb.	6000 gal.	\$258.97
CC/110900	12x18 Mesh Bag		\$11.97

*Change every 3 months

VANISH™ PLUS LIQ.



Immediately removes chlorine, Chloramine, heavy metals and Ammonia

Will also add a slime coat protectant to the water to help heal fish wounds and protect them in times of stress (water changes and clean-outs)

No temperature restrictions

ITEM #	SIZE	TREATS	\$
CC/015-32	32 oz.	6400 gal.	\$51.97
CC/015-1G	1 gal.	25600 gal.	\$152.97

VANISH™



Value Formula

Immediately removes chlorine that is present in city water

Use Vanish when performing water changes or setting up a new pond

No temperature restrictions

ITEM #	SIZE	TREATS	\$
CC/013-2	2 lbs	96 treatments 1000 gal.	\$45.97

PL BACTERIA



Reduces ammonia & nitrogen levels, improves dissolved oxygen levels
 Microbe-Lift PL works in water temperatures below 12° and continues to work even if frozen, bacteria will retain viability after thawing

ITEM #	SIZE	TREATS	\$
ML/PLP	16 oz.	200 gal. for 8 months	\$36.97
ML/PLQ	32 oz.	1000 gal. for 8 months	\$55.97
ML/PLG	1 gal.	5000 gal. for 11 months	\$133.97

PROFESSIONAL BLEND



Microbe-Lift/PBL is a blend of microbes that contain specially formulated strains of bacteria manufactured for use by landscape, irrigation, golf and pond professionals
 Ideal for keeping ponds clean, fish healthy and stimulating plant growth

ITEM #	SIZE	TREATS	\$
ML/PBLG	1 gal.	up to 300,000 gal.	\$111.97

SLUDGE AWAY



100% active ingredients, 80% faster than competitive products
 100% bio-degradable, disperses quickly, binds phosphate
 Safe for plants, fish & wildlife
 No temperature restrictions

ITEM #	SIZE	TREATS	\$
ML/SAQ	32 oz.	500 gal. for 6.5 weeks	\$54.97
ML/SAG	1 gal.	2500 gal. for 5 weeks	\$131.97

PH INCREASE/DECREASE



Includes either 2 pH increasers or decreasers for effectiveness
 Formulated in deionized water
 Has a chelating agent to enhance water quality

ITEM #	SIZE	TREATS	\$
ML/PHIN16	16 oz.	See Label	\$20.97
ML/PHDE16	16 oz.	See Label	\$20.97

CRYSTAL CLEAR

POND SHOCK



Rapidly breaks down Ammonia & Nitrites
 Billions of all natural, live bacteria & enzymes in each ball
 Just toss & go, self-dissolving
 Will not disrupt your biological filter
 Temperature Restriction: Use above 50° F

ITEM #	TREATS	\$
CC/023-PS	up to 2500 gal.	\$38.97

- SKIMMER COVERS
- POOL SPILLWAYS
- FORMAL SPILLWAYS
- FOUNTAIN BASINS
- FOUNTAINS & KITS
- POND-FREE
- WATERFALL STARTERS
- SKIMMERS
- POND KITS
- POND FILTERS
- POND CLARIFIERS
- PUMPS
- TUBING & LINER
- INSTALLATION
- FITTINGS
- MAINTENANCE
- AERATION
- TREATMENTS
- FISH FOOD
- FOUNTAINS
- WATER MANAGEMENT
- DRAINAGE PIPE



FISH FOOD & PLANT HEALTH

SUMMER STAPLE



This high quality food has animal protein and colour enhancements that are needed through the season. The colour enhancers are made of up crab shell, spirulina and krill-all

ITEM #	SIZE	\$
ML/LSSBAG	40 lbs (LTL)	\$382.97

GROWTH & ENERGY



This high quality food is great for late spring feeding when fish need to replenish fat reserves and is also great in early fall to help them bulk up

ITEM #	SIZE	\$
ML/LHGBAG	40 lbs. (LTL)	\$392.97

VARIETY MIX



This high quality food is a great way to feed a blend of fruits, greens, carbohydrates, protein, wheat germ and vitamins to your fish. This food is a combination of Summer Staple with fruits and greens, Summer Staple Growth & Energy and Summer Staple with Montmorillonite clay

ITEM #	SIZE	\$
ML/LVMSM	11 oz.	\$35.97
ML/LVMMD	2 lbs. 4 oz.	\$58.97
ML/LVMBAG	40 lbs. (LTL)	\$412.97

MINI PELLETS



This mini pellet is packed full like our Summer Staple Fish Food and contains stable Vitamin C to help promote proper tissue growth. Used for fish under 4"

ITEM #	SIZE	\$
ML/LMPBAG	40 lbs (LTL)	\$350.97

WHEAT GERM



This high quality food is specially formulated to be fed when night time temperatures drop below 13°. The formula contains less protein and more wheat germ which is digestible and contains good fats

ITEM #	SIZE	\$
ML/LWGBAG	40 lbs. (LTL)	\$371.97

BIG BITES



This formula is the same as the Summer Staple Fish Food with bigger pellets and also contains stabilized vitamin C.

ITEM #	SIZE	\$
ML/LBBBAG	40 lbs. (LTL)	\$371.97

MONTMORILLONITE CLAY



Calcium based clay helps produce healthy and deep coloured koi
Provides fish nutrition through mineral ingestion
Detoxifies and clarifies pond water

ITEM #	SIZE	TREATS	\$
ML/KKB4	4 lbs.	500 gal. for 15 months	\$63.97

PLANTING MEDIA



Pre-colonized with beneficial bacteria
100% natural minerals
Will not float or cloud pond water
Contains no nutrients

ITEM #	SIZE	\$
ML/CAP10M	10 lbs.	\$40.97
ML/CAP20M	20 lbs.	\$79.97

BLOOM & GROW



Contains micro and macro nutrients
Essential primary and secondary nutrients
Nitrate and phosphate free
Aquatic plant supplement, not a fertilizer

ITEM #	SIZE	TREATS	\$
ML/BNG16	16 oz.	4800 gal.	\$26.97
ML/BNG32	32 oz.	9600	\$44.97
ML/BNGGAL	1 gal.	38000 gal.	\$130.97



- SKIMMER COVERS
- POOL SPILLWAYS
- FORMAL SPILLWAYS
- FOUNTAIN BASINS
- FOUNTAINS & KITS
- POND-FREE
- WATERFALL STARTERS
- SKIMMERS
- POND KITS
- POND FILTERS
- POND CLARIFIERS
- PUMPS
- TUBING & LINER
- INSTALLATION
- FITTINGS
- MAINTENANCE
- AERATION
- LIGHTING
- TREATMENTS
- FIISH FOOD
- FOUNTAINS
- WATER MANAGEMENT
- DRAINAGE PIPE



FLOATING FOUNTAINS

OASE

FLOATING FOUNTAIN



Designed for use in smaller water features with a minimum depth of 30"

3 LED spotlight illumination set brings the various water patterns to life after dark via optional photocell

Choose from 3 ornamental nozzle attachments – Trumpet, Single Tier and 3-Tier

Self-cooling, debris flushing rotor chambers keep pumps from overheating in the most demanding applications

Nylon jacket on power cord keeps line from tangling (1/2 HP only)

Includes pump, float body, mooring lines, pump shield, stainless steel mooring anchors, lights and 3 nozzles

ITEM #	OAS/45383	OAS/45393
Description	1/4HP Fountain With 3 LED Lights	1/2HP Fountain With 3 LED Lights
Power cable length	50ft.	75ft.
Max. flow rate	2300 gph	5150 gph
Fountain Height, max.	10 ft.	14 ft.
HP	1/4 HP	1/2HP
Number of Nozzles	3 Display Patterns Included (Trumpet, Single Tier, 3 Tier Nozzle)	
Mooring Line	100'	150'
Warranty	2 Years	
\$	\$1128.99	\$2540.99

OASE

PONDJET PREMIUM



Watch In Action

PondJet Eco Premium features a powerful submersible pump and integrated nozzle for a complete drop-in solution, ready to install and connect in minutes

Patented Dynamic Function Control (DFC) offers a built-in 'scene' of changing water patterns and various fountain heights accessed by an onboard switch

Control compatibility offers 11 more dancing water scenes directly through optional Eco Control or via WiFi on any smart device with the Oase Garden Cloud Controller (sold separately)

Enjoy your fountain all night by adding the Floating Fountain RGB Illumination Set with 3 ProfiLux Lights, all controlled by Oase's Garden Cloud Controller

ITEM #	OAS/95474	ITEM #	OAS/98369	ITEM #	OAS/72380
Description	PondJet Fountain	Description	RGB Illumination Set	Description	Garden Cloud Controller, App enabled via Wifi
Power cable length	75 ft.	Input	24 Vold DC	Warranty	Oase Cloud Controller
Max. flow rate	3700 gph	Watts	19	\$	3 Years
Fountain Height, max.	12 ft.	Requires	Oase Cloud Controller		
Number of Patterns	Up to 12 with Oase Cloud Controller (Sold Separately)	Includes	(3) ProfiLux Garden LED RGB Spotlights, three mounting brackets, ProfiLux Garden LED Controller w/65' cord, 65' Oase Control Connection Cable		
Minimum Depth	21"	Warranty	2 Years		
Warranty	3 Years	\$	\$1622.99		
\$	\$2940.99				\$1055.99



AIRMAX

ECOSERIES™ FOUNTAIN



The EcoSeries™ 1/2 HP Fountain was designed to be easy to assemble. No tools are required for assembly or when changing nozzles. The EcoSeries™ Fountain is equipped with a quick disconnect cord for easy removal of the motor and float

The 1/2 HP motor is energy efficient drawing 5.8 Amps, 670 watts on 120V power. The asynchronous motor, silicon carbide shaft bearing and ceramic shaft are housed in a stainless steel body with suction screen

The EcoSeries™ Fountain comes standard with 3 spray patterns: Classic, Trumpet and Crown & Trumpet. Premium Nozzles are available in Single Arch, Double Arch and Double Arch & Geysir

The included control panel is set-up to run your fountain and the optional LED Light Set

Available in longer cord lengths (150', 200', 250', 300', 350', 400')

Minimum operating depth of 24"

3 Year Warranty

ITEM #:	FREIGHT	DESCRIPTION	\$
AIR/652883-KIT		1/2 HP Fountain with 100' Cord	\$3999.99
AIR/652884-KIT		1/2 HP Fountain with 150' Cord	\$4199.99
AIR/652885-KIT		1/2 HP Fountain with 200' Cord	\$4399.99
AIR/652883-LEDKIT		1/2 HP Fountain with 100' Cord w/ 4 LED 4 Colour-Changing RGBW Light Set	\$6649.99
AIR/652884-LEDKIT		1/2 HP Fountain with 150' Cord w/ 4 LED 4 Colour-Changing RGBW Light Set	\$6999.99
AIR/652885-LEDKIT		1/2 HP Fountain with 200' Cord w/ 4 LED 4 Colour-Changing RGBW Light Set	\$7399.99

Kit Includes:

- 3 Spray Patterns: Classic, Trumpet, Crown & Trumpet
- Energy efficient, fully sealed, cUL listed motor (6 Amps, 690 Watts @ 120V)
- Standard control panel with timer, GFCI & photocell for optional light kit
- Power cord with strain relief
- Underwater quick disconnect



Watch In Action



Classic Pattern Dimensions: 6'H x 16'W



Trumpet Pattern Dimensions: 14'H x 7'W



Crown & Trumpet Pattern Dimensions:
Trumpet: 8'H ; Crown 4'H x 32'W

RGB LIGHT SET

ITEM #:	AIR/652742-KIT
100' Cord	\$2999.99



Energy efficient LED, 120V

Completely sealed, adjustable above water design

All light sets include stainless steel braiding

White available in 2,4,6,8 LED light sets

RGB Colour changing available in 2 & 4 LED light sets with RF remote with range up to 200'

Wireless Remote with 9 preset programs

3 Year Warranty

ITEM #:	DESCRIPTION	\$
AIR/651052	150' Mooring Kit (2 x 75' length of cable)	\$316.99



- SKIMMER COVERS
- POOL SPILLWAYS
- FORMAL SPILLWAYS
- FOUNTAIN BASINS
- FOUNTAINS & KITS
- POND-FREE
- WATERFALL STARTERS
- SKIMMERS
- POND KITS
- POND FILTERS
- POND CLARIFIERS
- PUMPS
- TUBING & LINER
- INSTALLATION
- FITTINGS
- MAINTENANCE
- AERATION
- TREATMENTS
- FISH FOOD
- FOUNTAINS
- AFTER-MANAGEMENT
- DRAINAGE PIPE



WATER MANAGEMENT: SURFACE WATER

RELN

CATCH BASIN'S



ITEM #	SIZE	\$
FTR/001025	Catch Basin Kit 13" Aluminum Grate & Fittings	\$144.98
FTR/001028	Catch Basin Kit 13" Black Grate & Fittings	\$99.98
FTR/001122	Catch Basin Kit 10" Aluminum Grate & Fittings	\$79.98
FTR/001118	Catch Basin Kit 10" Black Grate & Fittings	\$69.98


Includes 2 x 4 corrugated pipe connectors with knock-out plugs, 1 x metal grate and 1 x debris guard

VORTEX BASIN ALUMINUM



ITEM #:
FTR/000078 **\$39.98**
 9 x 9" basin with flat aluminum grate - bottom connection (glues to 4" PVC)
FTR/000079 **\$129.98**
 12 x 12" basin with flat aluminum grate

VORTEX BASIN



ITEM #:
FTR/000077 Black **\$19.98**
FTR/000250 Grey **\$19.98**
 Vortex 9 x 9" basin with concave black plastic grate - bottom outlet (glues to 4" PVC)

LOW PROFILE CATCH BASIN KIT



ITEM #:
FTR/LP130501BK **\$49.98**
 4 x Anchoring pegs & basin clips
 1 x 4in. corrugated pipe adapter
 1 x Solid pipe expands to 8 feet
 1 x RELN Pop-Up emitter connector

POP-UP EMITTER



ITEM #:
FTR/000233 **\$19.98**
 Connects to most pipes including 3-in and 4-in PVC and corrugated
 Flush when not in use

WALL DRAIN PRO



ITEM #:
HP/WDPG Grey **\$33.99**
HP/WDPB Black **\$33.99**
 Designed for block 8" or smaller
 Male end snaps into 4" drain tile

DOWNSPOUT FILTER



ITEM #:
FTR/4490 **\$14.98**
 Fits 2" x 3", 3" x 4" or round downspouts
 Compatible with 4" corrugated or PVC pipe

MITERED DRAIN™



Mitered Drain™ is perfect for use in hard to drain areas where lack of grade difference is a problem. Because of its sloped grate, water flows directly into the pipe eliminating the drop typical in conventional inlets allowing for better drainage in flat areas that need extra slope to achieve proper drainage.

For use with culverts, under sidewalks, in planter areas, creeks and swales or any difficult-to-drain location.

- Light Duty retail / consumer model
- Different discharge design than the Contractor Grey and Black style
- 3:1 Slope
- HDPE grates have UV inhibitor
- Area of grate opening (15.76 sq. in.)
- Set screws are type 300 stainless steel
- Not recommended for traffic loads
- Made in USA

ITEM #	DESCRIPTION	\$
MD/4CMD3-GN	4" PVC Sch. 40 Mitered Drain w/Green HDPE Grate	\$99.99
F/CP-C4I	4" Corrugated Pipe Interior Coupling	\$4.99
F/56-C043	4" PVC Insert Coupler	\$14.99

RELN

40" HIDDEN CHANNEL



Storm Drain Pro 40in – Hidden Channel is a premium modular drainage solution designed to meet the growing demand for integrated, visually discreet stormwater management. The Series 60 system delivers an easy to install, onsite flexibility, performance, and a seamless finish. Hidden Channel combines RELN's trusted installation simplicity of Storm Drain Pro 40in surface water drainage. Storm Drain Pro 40in Hidden Channel offers modern aesthetics, making it ideal for high-end residential, landscape, and domestic applications.

- Modular design – connect additional lengths as required
- Removable Insert trays – accommodates up to 60 mm (paver stone) stone and/or hardscape material
- Includes 2 x End Caps & 1 x Lifting Key for ease of tray removal
- Side connection for 90° change of direction of channel
- Built-in knock-out corner sections
- Built-in bottom outlet – designed for 4in. PVC pipe
- Built-in rebar clips
- 39.3" x 6"W x 8.25"H
- Not drive-over rated.

ITEM #	FREIGHT	DESCRIPTION	\$
FTR/210031		40-In Hidden Channel - 304 Stainless	\$289.98
FTR/210033		40-In Hidden Channel - 316 Stainless	\$399.98
FTR/000309		Watertight Drainage Sealant, Black	\$14.98

- SKIMMER COVERS
- POOL SPILLWAYS
- FORMAL SPILLWAYS
- FOUNTAIN BASINS
- FOUNTAINS & KITS
- POND-FREE
- WATERFALL STARTERS
- SKIMMERS
- POND KITS
- POND FILTERS
- POND CLARIFIERS
- PUMPS
- TUBING & LINER
- INSTALLATION
- FITTINGS
- MAINTENANCE
- AERATION
- LIGHTING
- TREATMENTS
- FISH FOOD
- FOUNTAINS
- WATER MANAGEMENT
- DRAINAGE PIPE



WATER MANAGEMENT: SURFACE WATER

RELN

40" STORM CHANNEL



Lightweight plastic molding which is tough and durable
Channel features multiple bottom outlet positions and easy cut out guides

Anti-flotation feet stop channel from moving or floating during the concrete pour and beds the channel directly on the prepared trench base

With appropriate installation, channels and grate can support a range of passenger vehicles (5 tonne load)

Positive clip design joining system which stops the channel connections from coming apart during installation

Sturdy side ribs provide strength to channel

Fits ppe size: 3-in or 4-in

For driveway applications, trench drain MUST be surrounded by 4" of concrete.

40" x 4.75"W x 5.08"H / 1M x 120mm W x 129mm H

ITEM #	FREIGHT	DESCRIPTION	\$
FTR/003102		40-In Channel W/ Portland Grey Grate	\$57.98
FTR/003101		40-In Channel W/ Black Grate	\$57.98
FTR/003106		40-In Channel W/ Stainless Steel Grate	\$109.98
FTR/000070		30' Concrete Cover Tape	\$9.98
FTR/003005		2PK - Joiner kit, secures channels	\$9.98
FTR/000309		Watertight Drainage Sealant, Black	\$14.98


INLINE CATCH BASIN



ITEM #:

FTR/003431	Grey	\$49.98
FTR/003435	Stainless	\$98.98

4 WAY CONNECTOR



ITEM #:

FTR/003125	Grey	\$14.98
FTR/003124	Stainless	\$24.98

END CAP & LEAF GUARD



ITEM #:

FTR/003407	End Cap	\$4.98
FTR/003410	Leaf Guard	\$4.98

4" PVC ADAPTER TO 4" CORRUGATED PIPE



ITEM #:

FTR/000225	4"	\$8.98
------------	----	---------------

Joins 4" Corrugated Pipe & Mole Pipe Female Connector to 4" PVC end outlet.

Glues with ABS/PVC transition glue

END OUTLET



ITEM #:

FTR/003408	\$5.98
------------	---------------

Solvent weld to 3" and 4" PVC pipe. Easily connects to male or female end of channel

STAKE KIT



ITEM #:

FTR/003103	\$19.98
------------	----------------

Designed to grade Storm Drain channels and used for single pour and rebar application, as well, secures channels in softscape applications.

SKIMMER COVERS
 POOL SPILLWAYS
 FORMAL SPILLWAYS
 FOUNTAIN BASINS
 FOUNTAINS & KITS
 POND-FREE
 WATERFALL STARTERS
 SKIMMERS
 POND KITS
 POND FILTERS
 POND CLARIFIERS
 PUMPS
 TUBING & LINER
 INSTALLATION
 FITTINGS
 MAINTENANCE
 AERATION
 LIGHTING
 TREATMENTS
 FISH FOOD
 FOUNTAINS
 DRAINAGE PIPE
WATER MANAGEMENT

ACO

1M CHANNEL BASE



HexaLine is a recyclable polypropylene trench drain system with a range of innovative features, making installation easier than ever

Suitable for pedestrian/light vehicle traffic applications

Grates snap fit for easy cleaning & maintenance

Cutting guide to create half metre channels

Finish pavement/pavers must be 1/8" higher than grate

For driveway applications, trench drain MUST be surrounded by 4" of concrete.

DrainLine 100 is made from durable polymer concrete and helps to divert rainwater from driveways, paths, garages, homes and patios in order to protect buildings

All grate options fit the Hexaline or DrainLine

ITEM #	FREIGHT	DESCRIPTION	\$
ACO/319200		Hexaline Channel 1M (Base of Channel Only) 39.4" x 5.1"W x 3.2"H	\$35.99
ACO/38509		DrainLine 100 polymer concrete channel (1 m) (Base of Channel Only) 39.4" x 4.6"W	\$64.99

BLACK PLASTIC MICRO GRATE GRATE




ITEM #:	\$
ACO/319250	\$35.99
1 Metre 39.4"L x 5.1"W	

BRICKSLOT PLASTIC GRATE



ITEM #:	\$
ACO/319554	\$29.99
0.5 Metre (2 required for 1M channel) 19.7"L x 5.1"W 2 5/16" Brick Depth	

STAINLESS & GALVANIZED GRATE



ITEM #:	\$
ACO/10323	\$251.99
Stainless Steel Longitudinal (1m)	
ACO/38516	\$31.99
Galvanized Steel (1m)	
ACO/310307	\$148.99
Stainless Slotted (1m)	

CORNER UNIT



ITEM #:	\$
ACO/319560	\$44.99
5.1"L x 5.1"W x 3.2"H Allows easy creation of tees, corners and down spout connection Not for use with Brickslot	

END CAP | 4" OUTLET



ITEM #:		\$
ACO/319288	End Cap	\$8.99
ACO/319289	4" Outlet	\$24.99

ACCESSORY PACK



ITEM #:	\$
ACO/19303	\$34.99
Includes: 2 - closing end caps 1 - bottom outlet 1 - leaf guard	



WATER MANAGEMENT: DRAINAGE PIPE

CORRUGATED DRAIN



ITEM #	SOLID	\$
F/S4100	4" x 100'	\$134.99
F/S4250	4" x 250'	Please Inquire

FOB HAMILTON - Pick Up Only

ITEM #	PERFORATED	\$
F/P4100	4" x 100'	\$134.99
F/P4250	4" x 250'	Please Inquire

FOB HAMILTON - Pick Up Only

ITEM #	PERFORATED W/ FILTER	\$
F/PF4100	4" x 100'	\$164.99
F/PF4250	4" x 250'	Please Inquire

FOB HAMILTON - Pick Up Only

4" DOWNSPOUT ADAPTER



ITEM #:		
F/4DR	(2x3x4)	\$12.99

4" COUPLING



ITEM #:		
F/CP-C4I		\$4.99

4" END CAP



ITEM #:		
F/4E		\$4.99

4" NINETY



ITEM #:		
F/490	4"	\$14.99

4" INTERNAL TEE



ITEM #:		
F/4T		\$13.99

4" WYE



ITEM #:		
F/4Y		\$16.99



PRO-TRADE
LANDSCAPE SUPPLIES

- SKIMMER COVERS
- POOL SPILLWAYS
- FORMAL SPILLWAYS
- FOUNTAIN BASINS
- FOUNTAINS & KITS
- POND-FREE
- WATERFALL STARTERS
- SKIMMERS
- POND KITS
- POND FILTERS
- POND CLARIFIERS
- PUMPS
- TUBING & LINER
- INSTALLATION
- FITTINGS
- MAINTENANCE
- AERATION
- LIGHTING
- TREATMENTS
- FISH FOOD
- FOUNTAINS
- WATER MANAGEMENT
- DRAINAGE PIPE**



SHOVELS & RAKES

PRO-TRADE

SHOVELS



Features:

Double-riveted, powder-coated carbon steel collar that connects handle to blade


Thick-gauge steel blades for maximum durability and strength. Forward-turned step for secure foot placement and added comfort

Single-riveted, steel ferrule construction that secures head to handle

ITEM #:	TYPE	DESCRIPTION	WARRANTY	\$
A PT/RPSI-WD	Round Point	Open Back 48" Wood Handle	15 Years	\$24.99
B PT/SPSI-WD	Square Point	Open Back 48" Wood Handle	15 Years	\$25.99
C PT/RPSI-FG	Round Point	Open Back 48" Fiberglass Handle	Lifetime	\$32.99
D PT/SPSI-FG	Square Point	Open Back 48" Fiberglass Handle	Lifetime	\$32.99
E PT/CSI-FG	Round	Caprock 45" Fiberglass Handle	Lifetime	\$124.99

PRO-TRADE

RAKES



ITEM #:	TYPE	DESCRIPTION	WARRANTY	\$
A PT/LFR1-FG	Leaf	24" Spring Brace Head 51" Fiberglass Handle	Lifetime	\$27.99
B PT/LFR2-FG	Leaf	19" Fixed Tine Head 54" Fiberglass Handle	Lifetime	\$24.99
C PT/BWR2-WD	Bow	16-Tine Welded Head 60" Wood Handle	Lifetime	\$25.99
D PT/BWR1-WD	Bow	16-Tine Forged Head 60" Wood Handle	Lifetime	\$32.99
E PT/LHRI-FG	Level Head	16-Tine Steel Head 60" Fiberglass Handle	Lifetime	\$62.99
F PT/LSR1-FG	Landscape	36" Aluminum Head 66" Aluminum Handle	Lifetime	\$74.99

PRO-TRADE

TRENCHING SHOVELS



A

B

C

Features:

V-Shaped Heavy Gauge Steel Blade with Forward Turn Step for Maximum Strength and Stability
 Ultra-Durable 48 in. Fiberglass Handle with Cushioned Grip for Added Comfort
 Double Riveted Carbon Steel Collar Securely Connects Blade to Handle

ITEM #:	TYPE	DESCRIPTION	WARRANTY	\$
A PT/TS3-FG2	3" Trenching	48" Fiberglass Handle 12 Gauge	Lifetime	\$35.99
B PT/TS4-FG2	4" Trenching	48" Fiberglass Handle 12 Gauge	Lifetime	\$36.99
C PT/TS5-FG2	5" Trenching	48" Fiberglass Handle 12 Gauge	Lifetime	\$37.99

PRO-TRADE

SHOVELS, SPADES, FORKS & HOES



A

B

C

D

E

F

G

H

I

ITEM #:	TYPE	DESCRIPTION	WARRANTY	\$
A PT/DS1-FG	Spade	Closed Back 16" Fiberglass Handle 14 Gauge	Lifetime	\$48.99
B PT/MF1-FG	Fork	5-Tine Steel Head 54" Fiberglass Handle	Lifetime	\$51.99
C PT/MF2-FG	Fork	6-Tine Steel Head 54" Fiberglass Handle	Lifetime	\$69.99
D PT/EF1-FG	Ensilage Fork	10-Tine Steel Head 30" Fiberglass Handle	Lifetime	\$111.99
E PT/OH1-FG	Oscillating Hoe	6" Steel Head 54" Fiberglass Handle	Lifetime	\$27.99
F PT/SCP1-FG	Scoop	#12 Shovel 28 in. Fiberglass D-Grip Handle Poly Scoop	Lifetime	\$45.99
G PT/SCP2-FG	Scoop	#14 Shovel 28 in. Fiberglass D-Grip Handle Aluminum Scoop	Lifetime	\$67.99
H PT/SCP3-WD	Scoop	#10 Shovel 48 in. Hardwood Handle Aluminum Scoop	Lifetime	\$89.99
I PT/SSI-S	Sharpshooter	Digging Shovel Closed Back; 63.5" Steel Handle	Lifetime	\$167.99



JOBSITE ESSENTIALS

PRO-TRADE

WORK GLOVES



Nitrile Dipped Black Work Glove

- Knit back keeps hand cooler
- 100% coated palm for superior grip

High Viz Flex Grip Work Glove

- Medium weight cotton shell ensures breathability
- Black latex crinkle palm for superior grip

ITEM #	DESCRIPTION	MATERIAL	MATERIAL GAUGE	SIZE	\$
PT/WG1-M	Pro-Trade® Nitrile Dipped Black Work Glove	Black Nylon with Grey Nitrile Flat Dip	13	M	\$6.55
PT/WG1-L			L	\$6.55	
PT/WG1-XL			XL	\$6.55	
PT/WG2-M	Pro-Trade® High Viz Flex Grip Work Glove	Yellow Polyester w/Black Crinkle-Finish Latex Palm	13	M	\$5.08
PT/WG2-L			L	\$5.08	
PT/WG2-XL			XL	\$5.08	

PRO-TRADE

PRUNDERS & LOPPERS



A

B

C

E

F


Forged Steel Pruners

- Forged carbon steel for maximum durability
- Dual hook and blade for precise cutting
- Ergonomic handles for all-day comfort

ITEM #	DESCRIPTION	\$
A PT/BP1-75	Bypass Pruner Steel Handle 3/4 in. Cut	\$33.95
B PT/BP1-100	Bypass Pruner Steel Handle 1 in. Cut	\$38.38
C PT/BP2-100	Bypass Pruner Aluminum Handle 1 in. Cut	\$33.94
D PT/BL1	Bypass Lopper 29 in. Aluminum Handle 1-1/2 in. Cut	\$59.99
E PT/BL2	Bypass Lopper 32 in. Aluminum Handle 2-1/4 in. Cut	\$89.99

PRO-TRADE

SOD STAPLES



Professional Sod Staples

- Securing Erosion Landscape Fabric & Grass Sod
- 11 Gauge
- 6" length
- Convenient package quantities
- Round top

ITEM #	DESCRIPTION	STEEL GAUGE	\$
PT/RTSS-6-25	6" Sod Staple Round Top, Qty 25	11	\$2.97
PT/RTSS-6-100	6" Sod Staple Round Top, Qty 100	11	\$11.97
PT/RTSS-6-1000	6" Sod Staple Round Top, Qty 1000	11	\$113.97

EDGING NAILS & SPIKES



- Smooth and spiral options
- 10"
- Non-galvanized steel
- 50 lb. box

ITEM #	\$
PT/CN10	\$154.98
Pro-Trade Common Nail/Spike 3/8 in. x 10 in.; 165pc per box	
PT/SPN10	\$158.98
Pro-Trade Spiral Nail/Spike 10 in.; 200pc per box	

PERFORMANCE TORCH



ITEM #	\$
PT/TORCH1-ADJ	\$92.97
Adjustable flame, Instant On/Off, Continuous flame lock, Inverted use, Lifetime Warranty, For use with propane/MAP-Pro fuel	



SHOVELS & RAKES

JOB SITE ESSENTIALS

SYNTHETIC TURF

TURF ACCESSORIES



SYNTHETIC TURF

PRO-TRADE


APPLE LIGHT

50 OZ.



DESCRIPTION

Realistic apple green blades with natural green/brown thatching for lifelike appeal
Rolls are 15' Wide. Must order in sq. ft. multiples of 15.

ITEM: 

PT/TURF8-50-1.25

Pile Height	1.25 in.
Face Weight	50 oz.
Total Weight	71 oz.
Blade Colour	Apple Green
Thatch Colour	Green / Brown
Yarn Type	Polyethylene
Turf Gauge	3/8 in.
Approx Infill	2 - 2.5 lb / sq. ft. #16-30 or #20-40
Backing	Polyurethane (PU)
Warranty	16 Year
Freight	FOB Hamilton
\$	\$4.26 / sq. ft.

PRO-TRADE

APPLE PROFESSIONAL

65 OZ.



DESCRIPTION

Realistic apple green blades with natural green/brown thatching for lifelike appeal
Rolls are 15' Wide. Must order in sq. ft. multiples of 15.

ITEM: 

PT/TURF8-65-1.75

Pile Height	1.75 in.
Face Weight	65 oz.
Total Weight	86 oz.
Blade Colour	Apple Green
Thatch Colour	Green / Brown
Yarn Type	Polyethylene
Turf Gauge	3/8 in.
Approx Infill	2.5 - 3 lb / sq. ft. #16-30 or #20-40
Backing	Polyurethane (PU)
Warranty	16 Year
Freight	FOB Hamilton
\$	\$4.99 / sq. ft.

PRO-TRADE


APPLE SUPREME

80 OZ.



DESCRIPTION

Apple Green blades with Green/Brown thatching mimic natural grass
Rolls are 15' Wide. Must order in sq. ft. multiples of 15.

ITEM: 

PT/TURF8-80-2.0

Pile Height	2 in.
Face Weight	80 oz.
Total Weight	101 oz.
Blade Colour	Apple Green
Thatch Colour	Green / Brown
Yarn Type	Polyethylene
Turf Gauge	3/8 in.
Approx Infill	3 - 3.5 lb / sq. ft. #16-30 or #20-40
Backing	Polyurethane (PU)
Warranty	16 Year
Freight	FOB Hamilton
\$	\$5.65 / sq. ft.

PRO-TRADE

PET SUPREME

50 OZ.



DESCRIPTION

Realistic Olive/Spring Green blades with natural Green/Brown thatching for a lifelike appearance
Rolls are 15' Wide. Must order is sq. ft. multiples of 15.

ITEM:	PT/PET2-50-1.25
Pile Height	1.25 in.
Face Weight	50 oz.
Total Weight	74 oz.
Blade Colour	Olive / Spring Green
Thatch Colour	Green / Brown
Yarn Type	Polyethylene
Denier	PE 12,600 + PP 5,000
Turf Gauge	3/8 in.
Appox Infill	2 - 2.5 lb / sq. ft. #16-30 Only
Warranty	16 Year
Freight	FOB Hamilton
\$	\$5.90 / sq. ft.

PRO-TRADE

AUGUSTA SUPREME - PUTTING

50 OZ.



DESCRIPTION

Realistic Olive/Field Green blade tones provide a natural look without thatching
Rolls are 15' Wide. Must order is sq. ft. multiples of 15.

ITEM:	PT/PUTT2-50-0.5
Pile Height	0.5 in.
Face Weight	50 oz.
Total Weight	74 oz.
Blade Colour	Olive / Brown
Yarn Type	Polyethylene
Denier	PE 5,600
Turf Gauge	3/16 in.
Appox Infill	2 - 2.5 lb / sq. ft. #30-50 or #40-140
Backing	Polyurethane (PU)
Warranty	16 Year
Freight	FOB Hamilton
\$	\$6.80/ sq. ft.

PRO PUTT - PUTTING

60 OZ.



DESCRIPTION

ProPutt features medium, densely packed fibers that offer a soft and enjoyable surface, making it perfect for golfers, athletes, and children alike
Rolls are 12' Wide. Must order is sq. ft. multiples of 12.

ITEM:	ST/PROPUTT-60-0.6
Pile Height	0.6 in.
Face Weight	60 oz.
Total Weight	85 oz.
Blade Colour	Green / Olive Green
Blade Style	Curly
Yarn Type	Polyethylene
Backing Toughness	Medium-Firm
Touch Softness	Moderately Soft
Appox Infill	2 - 2.5 lb / sq. ft. #30-50 or #40-140
Backing	Polyurethane (PU)
Warranty	10 Year
Freight	FOB Hamilton
\$	\$5.52 / sq. ft.



SYNTHETIC TURF: ACCESSORIES

ENVIROFILL



ITEM #  \$

Landscape:	#16-30	
ENV/INFL-1630	Green/Black: 50lb Bag	\$44.99
Putting Green:	#30-50	
ENV/INFL-3050	Green/Black: 50lb Bag	\$47.99

Animal safe, non-toxic, non-absorbent infill. Microban technology eliminates odors and fights against bacteria and mold. 16-year warranty.

INFILL SAND



ITEM #  \$

Landscape:	#20-40	
KE/INFL-2040-SF	White Silica Free Infill Sand: 50lb Bag	\$34.98
KE/INFL-2040-SS	White Silica Infill Sand: 50lb Bag	\$24.98
Putting Green:	#40-140	
KE/INFL-40140-SS	White Silica Infill Sand: 50lb Bag	\$24.98

SELF ADHESIVE TAPE



ITEM #:

SGC/529	20 ft	\$44.98
SGC/50	50 ft	\$82.98

Perfect accessory for installing a clean, invisible seam. This innovative accessory removes the need for messy artificial grass glue.

TURF ADHESIVE



ITEM #:

PT/TURFGLUE1-29OZ	\$43.98
~ 20 Linear Ft.	
PT/TURFGLUE1-1G	\$130.98
~ 100 Linear Ft.	
PT/TURFGLUE1-4G	\$499.98
~ 400 Linear Ft.	

TURF TAPE



ITEM #:

PT/TURFTAPE1-12-50	\$29.98
Turf Seam Tape 12" x 50'	
PT/TURFTAPE1-12-100	\$54.98
Turf Seam Tape 12" x 100'	
A low-density, PET-based, spun-bonded, nonwoven fabric tape designed specifically to work with turf adhesives	


TURF PAD



EZ-PAD



Ezpad is the ideal solution for additional comfort! It is a lightweight, cushioning pad that is ideal for both indoor and outdoor applications. It may be used in gyms, rooftop terraces, playgrounds, and pet turf areas. This additional layer adds comfort and a luxurious feel to the overall space. Furthermore, it aids in the drainage process. It reduces injuries for children, and sports players.

ITEM # 	DESCRIPTION	\$
SGC/652	2' Fall Rating, 5' x 30' (Full Roll), 10mm Thick	\$359.98
SGC/935	4' Fall Rating, 40" x 40" Puzzle Sheet, 25mm Thick	\$48.98
SGC/936	8' Fall Rating, 40" x 40" Puzzle Sheet, 50mm Thick	\$95.98

PRO CUTTA TURF SEAM TOOL



ITEM #: **PC/PRO CUTTA16** **\$1399.99**

The ProCutta 16 foot setup is all you need to start making artificial turf seams invisible and make head seams in a snap. Includes (8) eight 2' slide together connecting sections. Includes hardware to pre-assemble 4' lengths for easy transport.


8" SPIRAL TURF NAILS



ITEM #: **SGC/526** QTY: 50 **\$45.99**
SGC/52 QTY: 325 **\$122.99**

8" non-galvanized artificial grass spikes are premium quality, durable fastening accessories. Install one every 10-12" to affix artificial turf boards and seams to the subbase.


4" PLASTIC PUTTING KIT



ITEM #: **SGC/4-PL-FLAG-W-KIT** **\$47.98**

White Flag Kit
This all plastic putting cup kit is an affordable option, perfect for casual practice or friendly games.

4" ALUMINUM CUP KITS



ITEM #: **SG/4-AL-FLAG-B-KIT** **\$115.98**

Black Flag Kit


SG/4-AL-FLAG-W-KIT **\$115.98**

White Flag Kit

SG/4-AL-FLAG-BWC-KIT **\$123.98**

Checkered Flag Kit

6" ALUMINUM CUP KITS



ITEM #: **SG/6-AL-FLAG-B-KIT** **\$149.98**

Black Flag Kit


SG/6-AL-FLAG-W-KIT **\$149.98**

White Flag Kit

SG/6-AL-FLAG-BWC-KIT **\$157.98**

Checkered Flag Kit

6" HYBRID CUP KITS



ITEM #: **SG/6-HYB-FLAG-B-KIT** **\$92.98**

Black Flag Kit

SG/6-HYB-FLAG-W-KIT **\$92.98**

White Flag Kit

SG/6-HYB-FLAG-BWC-KIT **\$100.98**

Checkered Flag Kit

PUTTING CUPS



ITEM #: **SG/18150** **\$49.98**

Aluminum Cup 4 in. x 4-1/2 in. - White

SG/18200 **\$25.98**

Plastic Cup 6 in. x 4-1/4 in. - White

SG/18303 **\$89.98**

Aluminum Regulation Cup 6 in. x 4-1/2 in. - White

PUTTING ROD, BASE & KNOBS



ITEM #: **SG/20382** **\$29.98**

Fiberglass Practice Green Rod 28 in. x 3/8 in. - White

SG/20322 **\$16.98**

Metal Base for 3/8 in. Practice Green Rod

SG/20822 **\$6.98**

Knobs for 3/8 in. Practice Green Rod - Black

PUTTING FLAGS



ITEM #: **SG/20394** **\$15.98**

Nylon Plain Practice Green Flag 5 1/2 in. x 8 in. - Black

SG/20794 **\$15.98**

Nylon Plain Practice Green Flag 5 1/2 in. x 8 in. - White

SG/20912 **\$24.98**

Nylon Checkered Practice Green Flag 5 1/2 in. x 8 in. - Black/White



OUTDOOR AUDIO: STREAMERS & AMPS

TRUAUDIO

D2

AMPLIFIER



ITEM #:

TRU/D2

Seamless connectivity is at the heart of the D2. HDMI eARC allows for effortless TV integration and volume control through a single remote, while analog RCA inputs give you flexibility for additional sources. The link in and out function makes it easy to daisy-chain multiple amplifiers while maintaining a single source, perfect for expanding your system. When streaming isn't needed, long-range Bluetooth offers quick, reliable wireless playback. A dedicated subwoofer output with adjustable frequency lets you dial in the perfect low-end response, while gain control provides precise tuning to match your system.

Channels 2 Channel Digital Amplifier

Power 100W @ 8Ω, 200W @ 4Ω

Bridged Power Output 400W @ 8Ω

Channels 2 Channels

Inputs HDMI eARC, Bluetooth, Link, Analog

\$

\$849.00

TRUAUDIO

LEA 352

AMPLIFIER



ITEM #:

TRU/LEA-CONNECT352

LEA Connect Series 352, 2-Channel, 350w, 70v/100v Amplifier, 1U. 2 x 350 WRMS @ 4Ω, 8Ω, 70V

Proprietary Smart Power Bridge

Smart Power Bridge allows users to bridge a channel to achieve double the power of that channel without sacrificing an amplifier channel.

Channels 2 Channel

Continuous Power 350W / Ch @ 70V

\$

\$1746.00

SONOS

PORT

AUDIO STREAMER



ITEM #:

SON/PORTIUSIBLK

Bring the Sonos experience to your existing stereo or receiver, and enjoy endless possibilities for multiroom listening. Connect Port to your traditional audio equipment to stream music, radio, audiobooks and more from all your favourite services. Control is easy with the Sonos app and Apple AirPlay 2. Expand your sound system any time by adding Sonos speakers around your home. Everything works together over WiFi.

Audio line-in to bring your record player, CD player, or other audio source into the Sonos ecosystem.

Audio line-out through either analog (RCA) or digital (coaxial) for connecting amplified audio equipment.

Adjustable bass and treble controls to optimize sound performance. Adjust volume by individual room or by groups of rooms.

Apple AirPlay 2

\$

\$649.00

SONOS

AMP

AUDIO STREAMER & AMPLIFIER



ITEM #: SON/AMPGIUSIBLK

Power your passive speakers, create your dream smart home and enjoy endless possibilities for multiroom listening. Bring the Sonos experience to your floor-standing, architectural, outdoor or bookshelf speakers, and connect your TV or turntable. Stream music, radio, audiobooks and more from all your favourite services, and enjoy easy control with the Sonos app, Apple AirPlay 2, a universal remote or keypad and your voice with a compatible device. Add Sonos speakers around your home for a more immersive experience. Everything works together over WiFi.

Touch controls Line - In
HDMI ARC 125 Watts per channel (8 ohm)
Apple AirPlay 2 WiFi

\$ **\$1049.00**

VSSL

A.1x

AUDIO STREAMER & AMPLIFIER

AIRPLAY 2

Lets you send audio to multiple speakers at once, all from the Airplay device menu.

WIFI

Use the apps that you already know and connect through Chromecast on iOS, Android, or Chromecast.



GOOGLE CHROMECAST
Use the apps that you already know and connect through Chromecast on iOS, Android, or Chromecast.



ITEM #:

TRU/A.1X

\$ **\$549.00**

Zones: 1
Channels: 2
Output Power: 55 watt @ 8 Ω RMS, 50 watt @ 4 Ω RMS
Inputs: (1) Network, (1) Digital Coax, (1) Optical, (1) RCA, (1) IR
Wireless Inputs: Airplay2/Chromecast built-in/Spotify Connect/Bluetooth
WiFi: 2.4GHz 802.11n 2x antennas MIMO
Outputs: (1) RCA line level, (1) Optical, (1) Digital Coax, (1) Subwoofer
Sub Out: RCA, Adjustable cross over 55-200 Hz or Bypass for full range

EQ: 7-band adjustable
S/N Ratio: >90 dB A-weighted
Frequency Response: 20 - 20,000 Hz
Operating Voltage: 115-240 VAC 50/60Hz
Rack Space: 1U
Dimensions (No Feet): 7.316" W x 8.181" D x 1.506" H
Dimensions With Feet: 7.016" W x 8.181" D x 2" H
Shipping Weight: 1.5 lbs

Inputs: (1) RCA line level, (1) Optical, (1) Digital Coax, (1) Subwoofer
Sub Out: RCA, Adjustable cross over 55-200 Hz or Bypass for full range
Dimensions With Feet: 7.016" W x 8.181" D x 2" H
Shipping Weight: 1.5 lbs



VSSL

A.3x

3 ZONE AUDIO STREAMER & AMPLIFIER

AIRPLAY 2

Lets you send audio to multiple speakers at once, all from the Airplay device menu.

WIFI

Use the apps that you already know and connect through Chromecast on iOS, Android, or Chromecast.



GOOGLE CHROMECAST
Use the apps that you already know and connect through Chromecast on iOS, Android, or Chromecast.



ITEM #:

TRU/A.3X

\$ **\$2199.00**

Zones: 3
Channels: 6
Amplifier: Class D, 50 watt @ 8 Ω RMS, 50 watt @ 4 Ω RMS
Inputs: (3) Matrixed Analog, (1) Optical, (1) IR, (1) Network
Wireless Inputs: Airplay2/Chromecast built-in/Spotify Connect/
Alexa Cast
Outputs: (3) Matrixed Analog, (1) Network

EQ: 7-band adjustable
S/N Ratio: >102 dB
Frequency Response: 20 - 50,000 Hz
Rack Space: 1U
Operating Voltage: 115-240 VAC 50/60 Hz auto switch
Dimensions (No Feet): 17" W x 1.72" H x 10.6" D
Dimensions (With Feet): 17" W x 2.42" H x 10.6" D



OUTDOOR AUDIO: SPEAKERS

TRUAUDIO

PATIO SERIES



Item #:	TRU/OP6-BK	SEE BELOW	TRU/PP-6
Description	Wall Mount Speaker	Wall Mount Package w/VSSL A.1x	In Ceiling Speaker
Speaker Type	Outdoor, 2-way	Outdoor, 2-way	Black In-ceiling, 2-way, white cover
Tweeter	1" silk dome	1" silk dome	1" silk soft dome
Woofer	6.5" polypropylene	6.5" polypropylene	6.5" injected polypropylene
Power	5 - 120 watts	(2) 5 - 120 watts	5 - 90 watts
Grill Type	Aluminum	Aluminum	Ghost™ style, frameless
Impedance	8 ohms	8 ohms	8 ohms
Dimensions	Height: 12" x Width: 7.6" x Depth: 7"	-	Cutout: Diameter: 8.2"
Mount Type	Quick lock mounting technology	Quick lock mounting technology	Finish: Diameter: 8.9" x 3.4" Deep
Suggested Amplifier	Not Included: Suggested: > than 4 units	Not Included: VSSL A.1x 2 Channel	Not Included: Suggested: > than 4 units
	TRU/D2 Continuous Power 100W / Ch @ 8Ω Bridged Power 275W @ 8Ω	Continuous Power 35W / Ch @ 8Ω	TRU/D2 Continuous Power 100W / Ch @ 8Ω Bridged Power 400W @ 8Ω
Suggested Streaming Device	Not Included: Suggested for D2 Amplifier:	Not Included: VSSL A.1x Native Streaming, voice activated. Connect and control from music apps	Not Included: Suggested for D2 Amplifier:
	TRU/A.1X	TRU/OP6-BK: 2x TRU/A.1X: \$549.00 Package includes: (2) OP6-BK Speakers, (1) VSSL A.1	TRU/A.1X
\$	\$554.99 *Sold as each*	\$554.99 \$549.00 *Sold as each*	\$195.99 *Sold as each*

SONANCE

OUTDOOR SPEAKERS



Get full, detailed sound in your backyard or on your patio all year round with this pair of passive speakers.

Power with Amp for the unmatched Sonos experience, including endless possibilities for multiroom listening around your home.

Designed for use with the Sonos Amp

Built to withstand humidity, water, salt spray, heat, UV rays, and freezing temperatures

The Sonos Amp has been designed to power up to three pairs of Sonos Architectural speakers on a single Sonos Amp.

Sonos Outdoor by Sonance model is rated for outdoor use.

Sold as a PAIR

Item:	White	SON/OUTDRWW1	
	Black	SON/OUTDRWW1BLK	
\$			\$1249.00
Add-Ons:			
Amp & Streaming		Sonos Amp	\$1049.00

TRUAUDIO

LANDSCAPE SPEAKERS



ITEM #:	TRU/AS-2	TRU/AS-3
Speaker Type	2-Way, Landscape Outdoor	
Tweeter	1" silk dome	1" silk dome
Woofer	6.5" polypropylene	8" polypropylene
Power	50 Watts	120 Watts
Grill Type	Aluminum Mesh	
Sensitivity	88 dB	
Finish Dimensions	7.7" x 9.4"	8.5" x 10"
70V Taps	3, 6, 13, 25, 50W	4, 8, 16, 32, 64W
Impedance	8 ohms or 70V	
\$	\$778.99	\$1055.99
Surface Mount Add-On TRU/AS-BASE.3	Wall Mount Bracket for AS-2 and AS-3	\$47.99

TRUAUDIO

LANDSCAPE SUBWOOFER

10" PRO



ITEM #:	TRU/ST-10PRO
Speaker Type	Underground Subwoofer
Woofer	10" injected polypropylene
Power	250 watts
Grill Type	Fiberglass reinforced plastic
Sensitivity	88dB
Finish Dimensions	15.2"L x 15.2"W x 19.8"H
70V Taps	N/A
Impedance	4 ohm
\$	\$1773.99

TRUAUDIO

LANDSCAPE SUBWOOFER

12" PRO



ITEM #:	TRU/ST-12PRO
Speaker Type	Underground Subwoofer
Woofer	12" injected polypropylene
Power	400 watts
Grill Type	Fiberglass reinforced plastic
Sensitivity	88dB
Finish Dimensions	17.2"L x 17.2"W x 19.8"H
70V Taps	N/A
Impedance	4 ohm / 70V
\$	\$2453.99



OUTDOOR AUDIO: LANDSCAPE KITS

TRUAUDIO

ULTRASCAPE PRO SERIES



Product Info:	Ultrascape Underground System
Subwoofer	8" Injected polypropylene burial subwoofer
Satellite Speaker	4.5" molded polypropylene landscape speaker
Power Handling	60 watts min; 150 watts (system)
Impedance	6 Ω
Freq Response	45 - 20kHz (+/-3 dB)
Enclosure	Fiberglass reinforced plastic
Includes	1 - 8" Underground Subwoofer 4 or 6 - 4.5" Satellite Speakers

Suggested Amplifier	2 Channel	Continuous Power 100W / Ch @ 8Ω Bridged Power 400W / Ch @ 8Ω
----------------------------	-----------	---

Item #:	TRU/ULTRASCAPE10	
1 (10") Subwoofer, (4) 4.5" Speakers		\$2368.99

Item #:	TRU/ULTRA10-6.1	
1 (10") Subwoofer, (6) 4.5" Speakers		\$3058.99

Required Amp:	Item #: TRU/D2	
2-Channel, 100W per Channel, w/HDMI and Bluetooth		\$849.00

Add-Ons:		
Audio Cable	Direct Burial 14/2 - 500'	\$549.99
Streaming Device Options:	Sonos Port	\$649.00
	VSSL A.1x	\$549.00

TRUAUDIO

MEDIUM LANDSCAPE SERIES



Product Info:	Landscape Underground System
Subwoofer	SubTerrain™ Pro underground subwoofer, 10" Driver, 250 watts, 4Ω
Satellite Speaker	6.5" molded polypropylene landscape speaker
Power Handling	Satellite: 5-100W Subwoofer: 250W
70V Taps	Selectable: 3, 6, 13, 25, 50W
Impedance	8Ω or 70V / 100V selectable
Enclosure	Fiberglass reinforced plastic
Includes	1 - 10" Underground Subwoofer (ST-10PRO) 4 - 6.5" Satellite Speakers (AS-2)

Not Included: TRU/LEA-CONNECT352

Suggested Amplifier	2 Channel	Continuous Power 350W / Ch @ 8Ω Continuous Power 350W / Ch @ 70V
----------------------------	-----------	---

Item #:	TRU/SUBT10-AS2-4	
1 (10") Subwoofer, (4) 6.5" Speakers		\$4888.99

Required Amp:	Item #: LEA-CONNECT352	
2 channel amplifier, 700W @ 4 ohms, 8 ohms		\$1746.00

Add-Ons:		
Audio Cable	Direct Burial 14/2 - 500'	\$549.99
Streaming Device Options:	Sonos Port	\$649.00
	VSSL A.1x	\$549.00

TRUAUDIO

LARGE LANDSCAPE SERIES



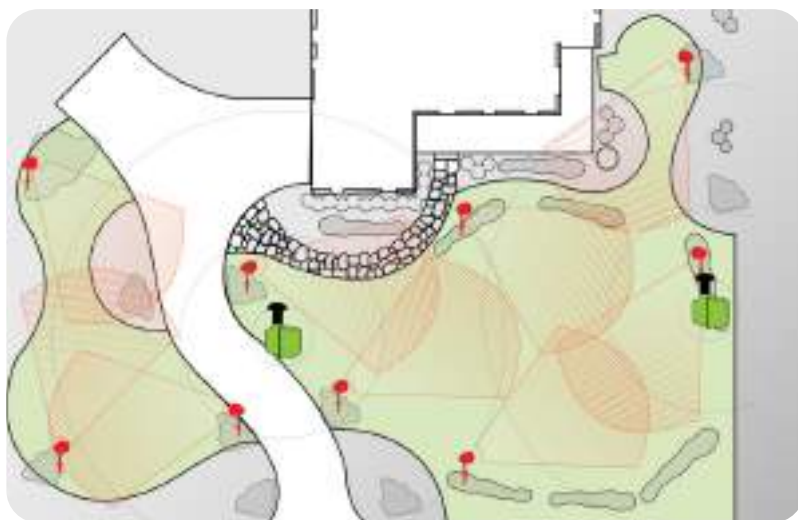
Product Info:	Landscape Underground System
Subwoofer	SubTerrain™ Pro underground subwoofer, 12" Driver, 400 watts, 4Ω
Satellite Speaker	6.5" molded polypropylene landscape speaker
Power Handling	Satellite: 5-100W Subwoofer: 400W
70V Taps	Selectable: 3, 6, 13, 25, 50W
Impedance	8Ω or 70V / 100V selectable
Enclosure	Fiberglass reinforced plastic
Includes	1 - 12" Underground Subwoofer (ST-12PRO) 6 - 6.5" Satellite Speakers (AS-2)
	Not Included: TRU/LEA-CONNECT352
Suggested Amplifier	2 Channel Continuous Power 350W / Ch @ 8Ω Continuous Power 350W / Ch @ 70V

Item #:	TRU/SUBT12-AS2-6	
1 (12") Subwoofer, (6) 6.5" Speakers		\$7126.99
Required Amp:	Item #: LEA-CONNECT352	
2 channel amplifier, 700W @ 4 ohms, 8 ohms		\$1746.00
Add-Ons		
Audio Cable	Direct Burial 14/2 - 500'	\$549.99
Streaming Device Options:	Sonos Port	\$649.00
	VSSL A.1x	\$549.00

DIRECT BURIAL AUDIO CABLE



Product Info:	Audio Cable
Description	14/2 AWG, 2 Conductor, 500'
Item #:	TRU/142-500
\$	\$549.99



**DISCREET FOOTPRINT
BLEND INTO ANY SPACE**



DIRECTORY

Address: 417 Winona Rd, Hamilton, ON. L8E 5E4

Telephone	Toll Free: 1-866-340-1999	Local: 1-905-562-8600	Fax: 1-905-562-8601	
Name:	Role:	Email:	Cell #:	Office #:
Greg Goulet	Branch Manager	ggoulet@linzel.ca	905-932-8601	866-340-1999 Ext. 201
Mel Di Tomasso	AP & AR Manager	accounting@linzel.ca		866-340-1999 Ext. 204
Barry Schilthuis	Sales Manager	bschilthuis@linzel.ca	905-719-8601	866-340-1999 Ext. 202
Shane Howard	Key Account Manager	shane@linzel.ca	905-327-3743	
Kevin King	Key Account Manager	kking@linzel.ca	905-954-5469	
TJ Skitt	Business Development Manager	tj@linzel.ca	416-564-1306	
Lauren Mackenzie	Dealer Network Business Manager	lauren@linzel.ca	289-440-4272	
Rick Brasz	Shipping & Receiving Manager	rbrasz@linzel.ca		866-340-1999 Ext. 206
Vel Zdravkovic	Account Representative	vel@linzel.ca		866-340-1999 Ext. 209
Rami Hakim	Account Representative	rami@linzel.ca		866-340-1999 Ext. 212
Sales Inquiries & Sales Orders		sales@linzel.ca		
Warranty & Returns		sales@linzel.ca		

LOCATION

417 Winona Rd.
Hamilton, ON. L8E 5E4



Toll Free: 1.866.340.1999
Local: 1.905.562.8600



Hours of Operation

March 1st - Oct 31st.

Monday - Friday: 8 am - 5 pm

Nov 1st - March 1st.

Monday - Friday: 8 am - 4 pm

Inventory Count Closure

Linzel Distributing will be closed on:
Dec 5th, 2026.

PLATINUM DEALER LOCATOR

To easily find all Linzel products at a Platinum Dealer near you, we encourage you to use our convenient online Platinum Dealer Locator. Simply enter your location, and the Locator will provide a list of authorized Platinum Dealers in your area, ensuring you can source the full range of Linzel products with ease. Whether you're looking for specific items or just want to explore what's available, the Locator is the fastest way to connect with trusted dealers who carry our premium products. Visit our website today to start your search!



TERMS & CONDITIONS

Terms of Payment

All product shipped from LINZEL DISTRIBUTING will be C.O.D. unless prior credit approval is obtained. C.O.D. shipments will be VISA, MC, Certified Cheque or bank/e-transfer prior to shipping. Qualified accounts have 30 days from time of order.


Prices & Taxes

Catalog is "List" pricing in Canadian (CAD) dollars. "List" pricing is only a suggested retail price. Actual retail prices may vary by region. MAPP pricing will be enforced based on manufacturers MAPP policy structure. All prices are as of date of printing and are **subject to change without notice**. LINZEL DISTRIBUTING is not responsible for printing errors. Buyer shall pay all applicable taxes

Shipping & Freight Policy

Ground Shipping is prepaid on orders > **\$1000.00** net pre tax value, for net 30 accounts, on all items deliverable by Standard Ground Shipping. Freight (LTL) shipments are prepaid on orders **\$3000.00** net pre tax value, for net 30 accounts. Items requiring special handling, such as dangerous goods and oversized products are excluded from the prepaid freight program. LINZEL DISTRIBUTING will use its carrier of choice. Backorders will remain open until fulfilled unless otherwise notified.

Catalog Icon Guide

LTL Freight, extra shipping may apply: 

Shipping & Freight Claims

LINZEL DISTRIBUTING does not assume responsibility for freight damage. All freight damage & shipping discrepancies must be claimed withing 48 hours of receipt of goods - NO EXCEPTIONS. Customers must inspect shipments for damage and make claim with carrier.

Short Shipment

LINZEL DISTRIBUTING must be notified of any short shipments within 48 hours of receipt of goods with copy of carrier waybill and customer count. **Please check your contents and quantities.**

Return Goods

Return goods must be authorized by LINZEL DISTRIBUTING. LINZEL issued Return Merchandise Authorisation **(RMA) is required for all return items**. Purchaser is responsible for return freight costs. Returned items must be accompanied with proof of purchase. Returns are subject to a possible restocking fee of up to 25%. Credit will be issued to customer account for future purchases. **No returns after 30 days. Special order items are not returnable. Minimum restocking fee of 10% OR \$10.00.**

Warranty

All defective items within the manufacturers warranty period must be authorized first and returned to LINZEL DISTRIBUTING with an authorized RMA (Return Merchandise Authorisation). Customer is responsible for return of item(s) and all freight costs. Item(s) will either be replaced or repaired at LINZEL'S discretion. Item(s) sent back must be accompanied with customer proof of purchase.

LINZEL.CA

24/7 ONLINE ACCESS TO YOUR ACCOUNT

- Real time inventory
- Personalized pricing
- Live online chat
- Platinum dealer locator
- Full account overview
- Purchase history
- Access receipts, invoices & statements
- Pay account balance
- Computer and phone friendly
- And more!



All current Linzel wholesale accounts, please contact your sales rep at the office for login information. If you are interested in a wholesale account, please register online. A Linzel sales rep will follow up with account information.





LINZEL

**417 Winona Rd.
Hamilton, ON. L8E 5E4**
Toll Free: (866) 340-1999
Email: sales@linzel.ca
linzel.ca



[@linzeldistributing](https://www.instagram.com/linzeldistributing)