

TECHO — BLOC



INSPIRING ARTSCAPES





THE ART OF LIVING OUTDOORS

Design begins long before the first stone is laid. It starts with a spark, a vision of what life could feel like. It begins with you: with the desire to slow down, to gather, to reconnect, and to shape a space that reflects the way you want to live.

At Techo-Bloc, every surface tells a story. Our textures invite touch. Our colors shift with the light. Our forms frame connection. Every slab, paver, and wall becomes a building block for experience, for barefoot mornings, for dinners that stretch into the night, and for small moments that turn into lasting memories. Great design is not about perfection; it is about emotion, balance, and the quiet beauty that changes how you feel at home.

For thirty-seven years, we have carried forward the belief that outdoor design is not just construction; it is creation. We have pushed design norms not by following trends but by shaping them, guided by intention and inspired by the space where architecture blurs into art. We design for the dreamers and the creators, those who see their backyard not as an afterthought but as the heart of their home.

This is more than hardscape. It is the art of living outside, designed from the ground up.



LOOK

06

Controlled Contrast	08
The Shift Toward Organic Design	10
Quiet Details	12
The Fire Pit as a Statement Piece	14
Modern Design Brings Back Soul	16
The Warm Revival	20
Wellness Retreat	22
Terrazzo Outdoors	24
Permeable Surfaces	26
The Deco Escape	28

LEARN

30

Warm Shades	32
Cool Tones	34
Mosaics & Augmented Reality	36
The Power of Permeable Paving	46
Exclusive Technologies	48
Planning Tools	50
Product Applications	52

SLABS

54

Aberdeen	56
Blu 60 mm Smooth	58
Blu 60 mm Slate	60
Borealis	62
Everest	64
Hexa 60 mm	65
Industria	66
Industria Flora	67
Para	68
Travertina Raw	69
Sandstone NEW	70
Terrazzo NEW	72
Borealis Stepping Stone	74
Maya Stepping Stone	75
Blu 45 mm Overlay System	76
Venetian Overlay System	77

PAVERS

78

Antika	80
Aquastorm	81
Blu 80 mm Smooth	82
Blu 80 mm Slate	84
Diamond	86
Hexa 100 mm	87
Eva Slate & Smooth	88
Hydra	89
Industria	90
Linea	92
Mista	93
Mika	94
Pure	96
Saint-Oxford	97
Sleek	98
Squadra	100
Terrazzo (NEW)	101
Valet	102
Victorien	103
Villagio	104
Westmount	106

OUTDOOR FEATURES

108

Sculptura Firepit Collection	110
Lumi Planter & Firebowl	112
Brandon Fire Pit	113
Prescott Fire Pit	114
Raffinato Fire Pit	115
Valencia Fire Pit	116
Accessories and Burners	117

EDGES

118

Borealis	120
Avignon	121
Brandon	121
Pietra	122
Raffinato	122
Röcka	123

LEGEND

(NEW) Available Spring 2026	* De-icing Salt Resistant
D Dry Cast Collection	☉ Permeable
W Wet Cast Collection	HD² High Definition and Density
☁ Natural Stone Collection	K/B Klean-Bloc

WALLS

124

Fascia Iconic	126
Fascia Rosemont	127
Borealis	128
Brandon	129
Graphix	130
G-Force	131
Mini-Creta Architectural (NEW)	132
Prescott	134
Röcka	135
Raffinato	136
Sandstone	138
Semma	139
Systema (NEW)	140
Skyscraper	142
Travertina Raw	143

CAPS

144

Compatibility Chart	146
Natural Stone Collection	148
Terrazzo (NEW)	150
Bali Travertina Raw	152
Bullnose	152
Bullnose Grande	153
Portofino	153
Architectural (NEW)	154
Brandon	154
Travertina Raw	155
Piedimonte	155
Raffinato	156
Graphix	157
York	157

STEPS

158

Borealis	160
Maya	161
Raffinato	162
Röcka	163
Sandstone	164
Systema (NEW)	165
Terrazzo (NEW)	166
York	167

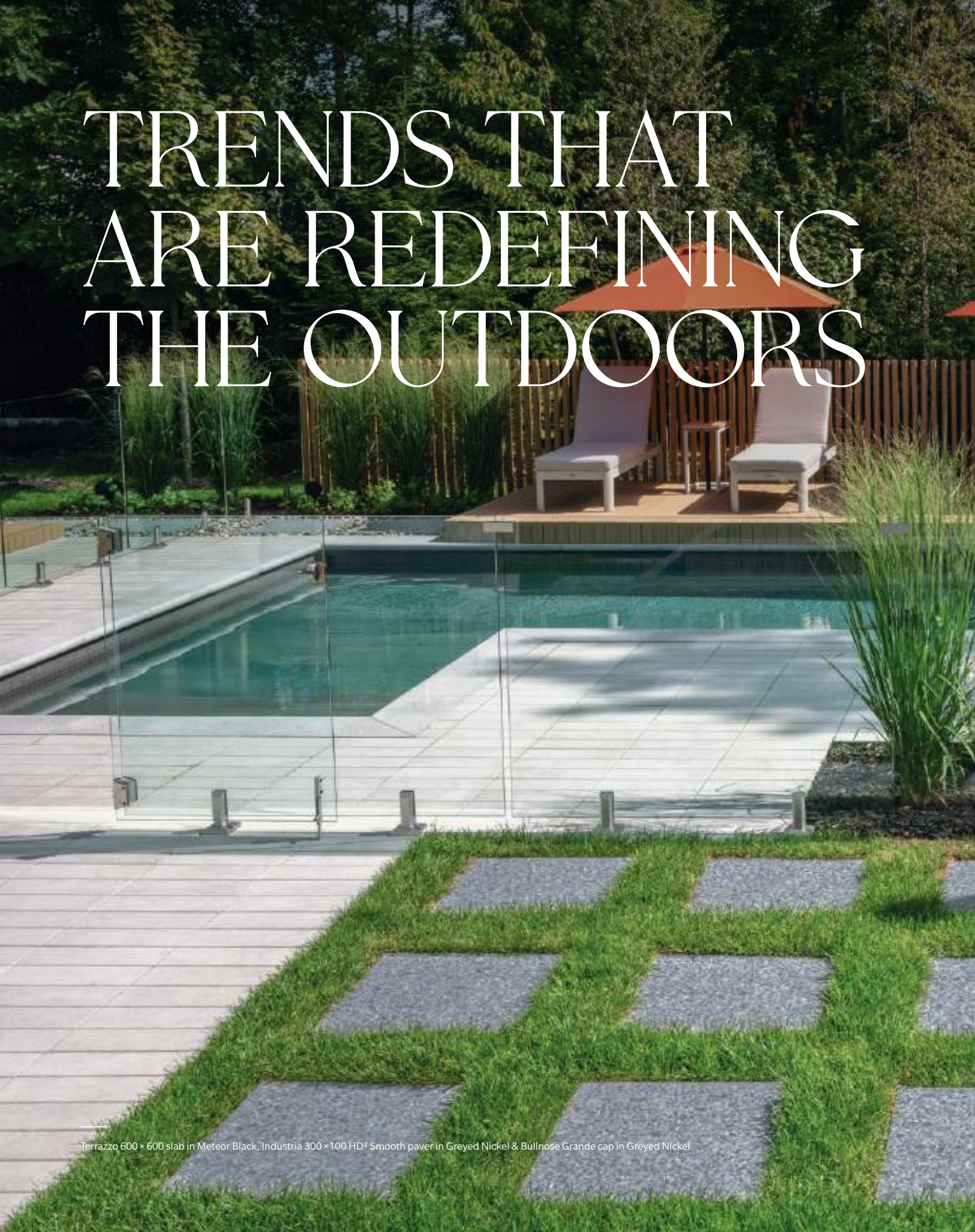
RESOURCES

168

Color Coordinate	168
Warranty	170

For an authentic look, each color option is composed of a variety of darker and lighter tones. Natural ingredients are present within the recipe to allow for a range in tones, veining and textures from one stone to another. Color samples for reference only. Actual product colors may vary.

TRENDS THAT ARE REDEFINING THE OUTDOORS



Terrazzo 600 x 600 slab in Meteor Black, Industria 300 x 100 HD² Smooth paver in Greyed Nickel & Bullnose Grande cap in Greyed Nickel

How we design and experience the outdoors is entering a new era. Backyards are no longer just functional. They've become canvases for the lives we aspire to, shaped by fresh ideas and bold imagination. Today's spaces blur the lines between creativity, comfort, and connection, inviting us to enjoy quiet moments and grand gatherings alike. Our 2026 trend report explores the visions, innovations, and aesthetics redefining backyards across North America: revealing how the design choices of today will become the legacy of tomorrow's outdoor living.



CONTROLLED CONTRAST



Sculptura Scalloped fire pit in Cool Grey

A NEW APPROACH TO CONTRAST

High-contrast outdoor spaces are fading out. Today's look is all about controlled shifts in tone and texture that create definition without overpowering the space.

In this backyard, every surface works together rather than competing. Terrazzo Meteor Black slabs anchor the dining and kitchen area with a refined polish. As the layout moves toward the pool, Greyed Nickel Industria pavers lighten the palette and offer a cooler underfoot feel. The gradual transition softens the entire environment, creating a cohesive flow between zones.

At the center, the scalloped Sculptura firepit adds gentle movement without disrupting the calm. Black metal details and warm wood accents tie everything together, grounding the design and keeping it connected to nature.

This is contrast used with intention; not loud, not harsh, but controlled. The result is a modern retreat where balance comes naturally and materials work in harmony rather than standing in opposition.

 [EXPLORE
THIS PROJECT](#)





Terrazzo 600 x 600 slab in Meteor Black, Industria 300 x 100 HD² Smooth paver in Greyed Nickel & Bullnose Grande cap in Greyed Nickel

THE SHIFT TOWARD ORGANIC DESIGN



Westmount paver in Chestnut Brown and Onyx Black



Limestone cap in Onyx Black

BLENDING OF NATURAL AND ENGINEERED MATERIALS

Outdoor spaces are shifting back toward a more natural feel. Instead of choosing between man-made or organic materials, the trend is to blend both so they work together. The result is a space that feels grounded, familiar, and connected to its surroundings.

Here, Limestone caps in Onyx Black bring a clean architectural edge, while Westmount cobblestone-style pavers in Chestnut Brown soften the layout with warmth and texture. A linear creek with natural stone flows through layered greenery, reinforcing the sense of place and creating a natural rhythm in the design.

Together, these elements blur the line between what's built and what belongs. This proves that engineered stone and nature can complement each other effortlessly. The more the materials echo their environment, the more the entire space feels like it was always meant to be there.

 [EXPLORE THIS PROJECT](#)





QUIET DETAILS



DESIGNING WITH UNDERSTATED DETAILS AND CALM MINIMALISM

Design is shifting toward a quieter aesthetic; spaces where tone-on-tone materials, soft geometry, and subtle craftsmanship create a calming, refined atmosphere. Instead of bold contrasts or loud features, the focus is on details that reveal themselves slowly.

Here, large Industria 600 × 600 slabs in Caffè Crema set a seamless, understated foundation. Within the layout, select pieces feature the Industria Flora etching, a delicate flower pattern pressed into the surface. It's only visible when the light hits just right or when you step closer, adding a layer of interest without disrupting the minimal look. Small Squadra accents contribute to gentle rhythm and structure while keeping the palette cohesive.

This approach favors restraint, softness, and precision. It's a new kind of elegance, one that feels calm at first glance, and more rewarding the longer you stay in the space.

 [EXPLORE
THESE PRODUCTS](#)



THE FIRE PIT AS A STATEMENT PIECE



Industria 300 x 100 HD² Smooth paver in Greyed Nickel and Sculptura Scalloped fire pit in Cool Grey

A MORE REFINED POINT OF VIEW

Firepits are evolving from functional add-ons into refined design statements. Instead of heavy, rustic forms, today's outdoor spaces lean toward fire features with soft lines, gentle curves, and a sculptural presence—pieces that look purposeful, permanent, and beautifully integrated into the landscape.

This shift is driving a preference for firepits that feel architectural yet approachable: shapes that complement modern patios, textures that add quiet sophistication, and silhouettes that look just as elegant unlit as they do glowing. A refined firepit doesn't just warm the space; it completes it.

The Sculptura collection embodies this movement with its smooth contours and subtly detailed forms. These pieces blend seamlessly into the hardscape, offering a built-in aesthetic that feels natural and intentionally placed. Graceful and modern, they anchor the space without overwhelming it, bringing warmth, softness, and style to the outdoor room.

 [EXPLORE THESE PRODUCTS](#)



MODERN DESIGN BRINGS BACK SOUL



Squadra paver in Onyx Black



A RETURN TO TEXTURE AND CHARACTER

Today's modern homes are moving away from the flat, minimal look and returning to design with texture, scale, and story. Instead of sanitizing surfaces, designers are choosing materials that feel lived-in, grounded, and tied to a place.

This shift is inspired by timeless cues such as cobblestone patterns, estate stone walls, and hand-worked surfaces; details that bring visual depth and a sense of permanence. Small-format pavers add intimacy and scale, creating rhythmic patterns that guide movement and define transitions without breaking the visual flow.



LOOK - TRENDS

Squadra paver's fine texture, compact size and striking color support this new direction. Light and shadow move fluidly across each piece, revealing new textures throughout the day. Paired with natural stone walls, greenery, metal accents. The result is modern but rooted, fresh but familiar.

This is the new modern: not minimal, but meaningful. Design that values proportion, depth, and intention. Architecture that feels built to last because it carries character from the very first glance.

 [EXPLORE THIS PROJECT](#)



Squadra paver and Raffinato cap in Onyx Black



Squadra paver in Onyx Black and Shale Grey and Raffinato cap in Onyx Black

THE WARM REVIVAL





THE RISE OF BEIGE IN MODERN OUTDOOR DESIGN

Beige is emerging as the new anchor of contemporary outdoor spaces. After a long period dominated by cool greys, designers are shifting toward warm neutrals to bring softness, and depth to their projects. Beige enhances modern architecture instead of competing with it, creating spaces that feel grounded and inviting from the moment you step outside.

In this project, Caffè Crema Industria slabs show how warm tones can reset the entire atmosphere. Their sunlit undertone softens the geometry of large hardscape areas and reflects light in a way that feels calm and cohesive throughout the day. That warmth also allows the layout to feel comfortable, and connected, tying seamlessly into surrounding greenery and the glow of fire features. The result supports a broader design movement: a shift away from stark minimalism toward spaces that prioritize comfort, human scale and visual warmth, proving that neutral doesn't have to mean cold.

 [EXPLORE THIS PROJECT](#)





Industria 900 x 900 HD² Smooth slab in Greyed Nickel


WELLNESS RETREAT

BALANCE BETWEEN BODY, MIND, AND SPACE

Backyards are evolving into personal sanctuaries. A place designed to restore both movement and mindfulness. This trend celebrates the balance between energy and recovery, where architecture supports a lifestyle of wellbeing. Outdoor gyms, saunas, hot tubs, cold plunges, and meditation zones come together to create spaces that nurture both the body and the mind.

Soft, calming tones bring a sense of serenity, while large-format slabs provide smooth, seamless foundations. Heated patios extend the season, offering easier access to wellness amenities even in cooler weather and provide non-slip surfaces that ensure comfort and safety year-round. The result is a refined yet restorative environment: a modern outdoor retreat built for renewal.

 [EXPLORE
THESE PRODUCTS](#)



Para slab in Onyx Black





Terrazzo 600 × 600 slab in Mineral White & Mika paver in Onyx Black

TERRAZZO OUTDOORS


A DESIGNER FAVORITE

A favorite of interior design now stepping confidently outdoors, Terrazzo in Mineral White brings cool, modern elegance to exterior living. Its light surface stays comfortable underfoot even on the hottest summer days, making it ideal for pool decks and open lounging areas. Grass inserts between the large white slabs add texture and soft contrast to the smooth surface, creating a quiet rhythm that guides movement. Contrasting elements define the experience: river rock borders and Onyx Black Mika pavers frame the walkway, where small lights are scattered like stars across the ground, creating a softly glowing gathering space for cool summer evenings. The result is a contemporary landscape that balances crisp design with warmth and atmosphere refined by day, radiant by night.

 [EXPLORE
THIS PROJECT](#)



PERMEABLE SURFACES



Westmount paver in Merlot and Aquastorm paver in Grey



PERMEABLE DESIGN IS EXPANDING WHAT IS POSSIBLE

Many towns and cities are enforcing stricter limits on impermeable surfaces, leading homeowners to look for ways to improve their outdoor spaces without increasing their impermeable footprint. Permeable design answers this need by allowing water to drain naturally while opening up new possibilities for layout, comfort, and year-round usability.

In this project, Aquastorm pavers create a permeable foundation that transitions smoothly from lawn to driveway. Their open geometry directs rainwater into the ground and allows grass to grow between each unit, giving the surface a splash of greenery that reads like a lawn while still performing as a fully functional driveway. Nearby, Westmount pavers in Merlot anchor the dining area with warmth and refinement. Together, these elements demonstrate a new approach to outdoor living in which compact spaces feel generous, adaptable, and designed for multiple uses while maintaining a cohesive aesthetic.

 [EXPLORE THIS PROJECT](#)



LOOK - TRENDS

THE DECO ESCAPE

Travertina Raw slab and cap in Ivory




EVOKING THE GLAMOUR OF EUROPE'S SEASIDE RETREATS

Art Deco influence meets the quiet luxury of natural stone. Timeless, softly toned palettes inspired by travertine and real stone bring a refined, resort-style elegance to the modern poolside. Their warm, organic finishes ground the entire setting with an authenticity reminiscent of Europe's coastal hideaways: beautiful, enduring, and undeniably high-end.

Layered over this serene foundation, color comes to life. Inside the pool, artistic tilework replaces traditional liners, turning the water's surface into a living artwork of summer hues. Around it, checkerboard layouts and sorbet-stripped fabrics introduce refreshing pops of seaside vibrancy. Together, these playful accents strike the perfect balance bringing a breezy European coastal attitude right to your backyard.

 [EXPLORE THIS PROJECT](#)



Sandstone slab and cap in Beige



LEARN



32	Warm Shades
34	Cool Tones
36	Mosaics & Augmented Reality
46	The Power of Permeable Paving
48	Exclusive Technologies
50	Planning Tools
52	Product Applications


WARM SHADES

EARTHY, ON-TREND HUES THAT RADIATE WARMTH AND TIMELESS CHARACTER.

BEIGE




STARDUST BEIGE
POLISHED




BEIGE CREAM
FD2 SMOOTH




IVORY
K1 BRUSHED TRAVERTINE



BEIGE
NATURAL STONE



CAFFÈ CREMA
FD2 SMOOTH



ROCK GARDEN BROWN
K2 SLATE



HAZELNUT BRANDY
K1 WOOD

BROWN


RED



SANDLEWOOD
BEVELED




CHESTNUT BROWN
BASALT



SMOKED PINE
WOOD



SEPIA BROWN
SLATE



CHOCOLATE BROWN
SLATE



BORDEAUX RED
SLATE



MERLOT
HD2 SMOOTH

COOL TONES

REFINED GREYS THAT SHAPE CALM,
MODERN, AND ARCHITECTURAL SPACES.

WHITE

GREY




MINERAL WHITE
POLISHED



COOL GREY
SMOOTH



GREYED NICKEL
HD2 SMOOTH



GREY
NATURAL STONE



SILVER GRANITE
HD2 SMOOTH




VICTORIA
HD2 SLATE



MOONROCK GREY
POLISHED

BLACK



RIVIERA
WOOD



AZZURRO
SLATE



SHALE GREY
HD2 SMOOTH



CHAMPLAIN GREY
SMOOTH



MIDNIGHT GREY
SLATE



METEOR BLACK
POLISHED



ONYX BLACK
HD2 SMOOTH

BRING CREATIVE PATTERNS TO LIFE

VIEW MOSAICS IN YOUR SPACE WITH AUGMENTED REALITY. SPOT OUR QR CODES THROUGHOUT THIS SECTION TO TRY OUR DESIGNS IN AUGMENTED REALITY.

Envision the luxury of seeing beauty settle into your space before a single choice is made. With our augmented reality experience, mosaics transcend the page and reveal themselves as though they were always meant to be part of your world. Through the lens of your phone, patterns appear at their true scale, alive with detail, responding to light, shadow, and the textures of your surroundings.



SCAN THIS QR CODE
TO VISUALIZE
OUR MOSAICS





HOW TO VISUALIZE YOUR SPACE

1. Scan the QR code next to the product.
2. Point your phone at your yard or outdoor area.
3. Watch the product appear in real size.
4. Snap a photo to save or share!

MID-CENTURY MIX

INDUSTRIA 300 × 100

Beige Cream 82% & Onyx Black 18%

 [VIEW IN MY SPACE](#)





BOTANICAL BALANCE

INDUSTRIA 600 × 600 in Greyed Nickel 50%
INDUSTRIA FLORA DAISY in Greyed Nickel 50%

[VIEW IN
MY SPACE](#) 



TONE ON TONE

DIAMOND HD² SMOOTH in Beige Cream 78%
DIAMOND HD² GRANITEX in Beige Cream 22%

[VIEW IN
MY SPACE](#) 



BOLD CHECKERBOARD

Small pavers craft refined checkerboard patterns for cozy courtyards and accents, while large slabs offer dramatic scale ideal for open patios and poolside retreats.



SMALL CHECKER

SQUADRA
Shale Grey 50% & Onyx Black 50%



LARGE CHECKER

TERRAZZO
Mineral White 50% & Moonrock Grey 50%









HIGH END OUTDOORS

INDUSTRIA 900 × 300 in Beige Cream 86%
INDUSTRIA 300 TRIANGLE in Beige Cream 7%
INDUSTRIA 300 TRIANGLE in Onyx Black 7%



VIEW IN
MY SPACE



FADE TO FABULOUS

SQUADRA
Chestnut Brown 50 % & Merlot 50 %



VIEW IN
MY SPACE





MODERN WEAVE

WESTMOUNT

Caffè Crema 50% & Merlot 50%

 [VIEW IN MY SPACE](#)





PARQUET PERFECTION

BOREALIS 5 x 30
Hazelnut Brandy 100%

[VIEW IN
MY SPACE](#) 



LEARN - PERMEABLE PAVERS

SUSTAINABILITY STARTS FROM THE GROUND UP



Rainwater filters through, keeping runoff and pollutants away





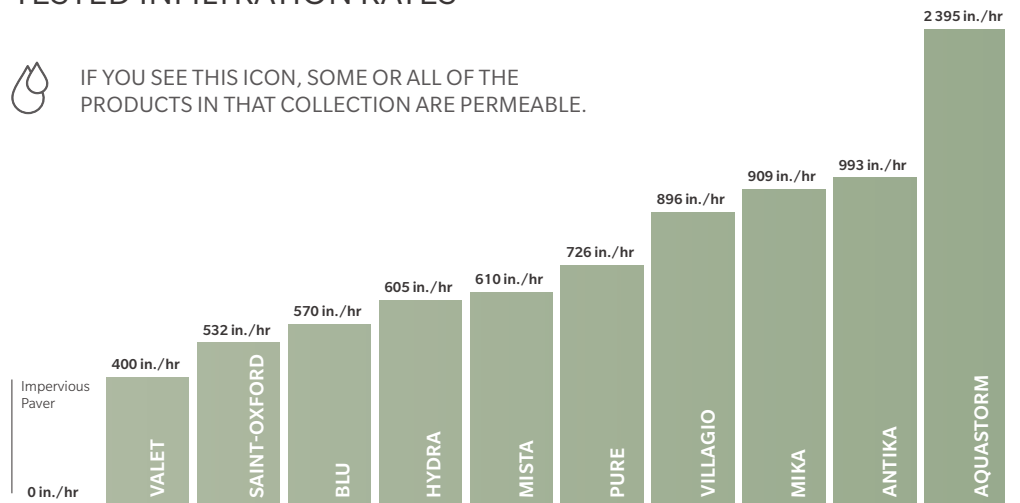
RECONNECT WITH YOUR OUTDOOR SPACES WHILE CARING FOR THE ENVIRONMENT.

- **Save money** by implementing a rainwater management system and you could get tax credits or subsidies.
- **Make every square foot count.** Permeable pavers boost your paved space and meet municipal green requirements.
- **Personalize your outdoor design** to match the aesthetic of your home
- **Natural water drainage** that can help you get the most out of rainwater like irrigation systems and preventing accumulated water.
- **Better water quality** by filtering out contaminants such as harmful pollutants and heavy metals.
- **Temperature control** by absorbing the sun's re-emissions and reduce the overall temperature.

THE PERMEABLE COLLECTION: TESTED INFILTRATION RATES



IF YOU SEE THIS ICON, SOME OR ALL OF THE PRODUCTS IN THAT COLLECTION ARE PERMEABLE.



○ PAVERS

○ AGGREGATE

○ UNDERDRAIN

○ GEOTEXTILE

EXPLORE PERMEABLE PRODUCTS

FINISHES THAT FIT YOUR LIFESTYLE

THREE WAYS TO ELEVATE YOUR OUTDOOR SPACE.

Each surface offers a different experience. Whichever you choose, you're investing in beauty, design, and long-lasting performance.



ULTIMATE STAIN RESISTANCE

Developed to seal in the beauty of wet cast products, Klean-Bloc technology provides an advanced protective barrier against everyday spills. Enjoy the beauty and character of natural materials like travertine and wood grain, without the worry of maintenance.



VIBRANT COLOR & LESS PORES

Boasting higher particles per square inch, this dry cast technology leads to a tighter surface with less pores for the most flawless of finishes. From the smoothest smooth to the most intricate textures, HD² products are always ready for a close-up.



QUALITY AND DURABILITY YOU CAN TRUST

With 35+ international patents, we aim to strike the perfect balance between beauty and durability. All Techo-Bloc stones are engineered to handle freeze-thaw climates, and are the ideal building blocks for any style of landscape design.

	W WET CAST	D DRY CAST	DURABILITY	ULTRA-DETAILED TEXTURE	VIBRANT COLOR	STAIN RESISTANCE	REDUCED ABSORPTION RATE	SUPERIOR STRENGTH	DE-ICING SALT RESISTANT
	✓		✓	✓	✓	✓	✓		✓
		✓	✓	✓	✓			✓	✓
ESSENTIAL COLLECTION	✓	✓	✓						✓



**KLEAN
-BLOC**



HD2

**ESSENTIAL
COLLECTION**

 **EXPLORE
OUR EXCLUSIVE
TECHNOLOGIES**

STEP BY STEP PLANNING

TOOLS AND INSPIRATION TO HELP
YOU PLAN WITH CONFIDENCE

01

DISCOVER
YOUR STYLE.

Whether it's a cozy firepit, an outdoor kitchen, or something unique, our tools help bring your vision to life. Explore our Pinterest boards, browse the latest trends, or take our style quiz — and together we'll turn your ideas into your dream wishlist.



02

YOUR DREAM.
YOUR PLAN.

Dreaming of a new outdoor space but unsure about the budget? Use our project estimator for a clear cost idea, then visit a local dealer to explore products and get expert guidance to bring your vision to life.





03

BUILD IT RIGHT,
WITH THE RIGHT TEAM.

Your project is planned — now let's make it real. We'll connect you with one of 1,000+ certified pros across North America for quality, no-surprise results. With our Pave Now, Pay Later program, start today and pay in installments when working with a certified pro.

START YOUR LANDSCAPE
RENOVATION TODAY!

ALL THIS AND
MUCH MORE AT
WWW.TECHO-BLOC.COM/TOOLS



PERFECT PRODUCTS FOR EVERY APPLICATION



6

1

5

7

3

2

4



WE HAVE THE PRODUCTS YOU NEED TO DRESS UP EVERY INCH OF YOUR EXTERIOR.

DISCOVER ALL OUR PRODUCTS



① **SLABS**

Large-format slabs with natural colors, ideal for patios, walkways, and vehicle-free areas.



② **PAVERS**

Durable interlocking stones for driveways, walkways, and paths — strong and salt-resistant.



③ **OUTDOOR FEATURES**

Fire pits, ovens, and grills that make your outdoor space a gathering spot.



④ **EDGES**

Stylish stone borders that define walkways, gardens, and driveways with ease.



⑤ **WALLS**

Customize your space with versatile walls to create bars, benches, kitchens and fire pits.



⑥ **CAPS**

Finishing touches for walls, pools, and steps that protect and enhance.



⑦ **STEPS**

Stone steps that boost curb appeal and create elegant, low-maintenance paths.



SLABS



- 56 Aberdeen
- 58 Blu 60 mm Smooth
- 60 Blu 60 mm Slate
- 62 Borealis
- 64 Everest
- 65 Hexa 60 mm
- 66 Industria
- 67 Industria Flora

- 68 Para
- 69 Travertina Raw
- 70 Sandstone
- 72 Terrazzo
- 74 Borealis Stepping Stone
- 75 Maya Stepping Stone
- 76 Blu 45 mm Overlay System
- 77 Venetian Overlay System

 DISCOVER
THEM ALL

ABERDEEN

W



WET CAST
COLLECTION


DO NOT USE
DE-ICING SALT



Rock Garden Brown



Azzurro



20 × 10 / 20 × 20




20 × 10 × 2 ¼ in
508 × 254 × 57 mm



20 × 20 × 2 ¼ in
508 × 508 × 57 mm

30 × 20



30 × 20 × 2 ¼ in
762 × 508 × 57 mm

30 × 30



30 × 30 × 2 ¼ in
762 × 762 × 57 mm



SLABS

BLU 60 MM

MODERN COLLECTION

D

DRY CAST
COLLECTION



DE-ICING SALT
RESISTANT



PERMEABLE



6 x 13 in Caffè Crema



Grande in Beige Cream

	HD ² Smooth	Smooth	Polished ¹
Chocolate Brown ²			
Chestnut Brown			
Champlain Grey			
Caffè Crema			
Beige Cream			
Greyed Nickel			
Shale Grey			
Onyx Black ³			



Various sizes in Belge Cream

 Various sizes



13 × 6 1/2 × 2 3/8 in
330 × 165 × 60 mm



13 × 13 × 2 3/8 in
330 × 330 × 60 mm




13 × 19 1/2 × 2 3/8 in
330 × 495 × 60 mm

 6 × 13



13 × 6 1/2 × 2 3/8 in
330 × 165 × 60 mm

Grande



19 1/2 × 32 1/2 × 2 3/8 in
495 × 825 × 60 mm

1. Polished is made-to-order, minimum order of 500 sq. ft. Deposit required. Polished is 2 3/16 in - 55 mm in height.
2. Chocolate Brown only available in 6 × 13.
3. Onyx Black HD² Smooth not available in Grande.

SLABS

BLU 60 MM

SLATE COLLECTION

D

DRY CAST
COLLECTION



DE-ICING SALT
RESISTANT



PERMEABLE



Various sizes in Shale Grey - Slate

HD² Slate¹

Slate

Chocolate Brown²

Chestnut Brown

Sandlewood³

Champlain Grey

Shale Grey

Onyx Black²





Various sizes in Shale Grey - Slate

 Various sizes



13 × 6 1/2 × 2 3/8 in
330 × 165 × 60 mm



13 × 13 × 2 3/8 in
330 × 330 × 60 mm




13 × 19 1/2 × 2 3/8 in
330 × 495 × 60 mm

 6 × 13



13 × 6 1/2 × 2 3/8 in
330 × 165 × 60 mm

Grande



19 1/2 × 32 1/2 × 2 3/8 in
495 × 825 × 60 mm

1. Only available in USA.
2. Onyx Black and Chocolate Brown only available in 6 × 13.
3. Sandalwood only available in Various sizes.

BOREALIS

W



WET CAST
COLLECTION

DO NOT USE
DE-ICING SALT



5 × 30 in Hazelnut Brandy



Smoked Pine



Hazelnut Brandy



Riviera



5 × 30



5 × 30 × 2 ¼ in
127 × 762 × 57 mm

10 × 30



10 × 30 × 2 ¼ in
254 × 762 × 57 mm



5 x 30 in Hazelnut Brandy

EVEREST

D



DRY CAST
COLLECTION

DE-ICING SALT
RESISTANT



Greyed Nickel

HD²

Caffè Crema



Chestnut Brown



Greyed Nickel



Shale Grey



250 × 250



9 13/16 × 9 13/16 × 2 3/8 in
250 × 250 × 60 mm

250 × 500



9 13/16 × 19 11/16 × 2 3/8 in
250 × 500 × 60 mm

500 × 500



19 11/16 × 19 11/16 × 2 3/8 in
500 × 500 × 60 mm

HEXA 60 MM

D

DRY CAST
COLLECTION



DE-ICING SALT
RESISTANT

HD²



Chestnut Brown



Caffé Crema



Beige Cream



Greyed Nickel



Shale Grey



Onyx Black



Dimensions



9 x 15 3/16 x 2 3/8 in
228 x 385 x 60 mm

Beige Cream

INDUSTRIA

D

DRY CAST
COLLECTION



DE-ICING SALT
RESISTANT




900 × 600 in Caffè Crema

	HD ² Smooth	HD ² Polished ¹	HD ² Granitex ¹
Chestnut Brown			
Caffè Crema			
Beige Cream			
Greyed Nickel			
Silver Granite			
Shale Grey			
Onyx Black			

1. HD² Polished and HD² Granitex are made-to-order, minimum order of 500 sq. ft. Deposit required.
2. HD² Polished is 2 3/16 in - 55 mm in height.

600 × 600

900 × 600



23 3/8 × 23 3/8 × 2 3/8 in
600 × 600 × 60 mm

35 7/16 × 23 3/8 × 2 3/8 in
900 × 600 × 60 mm

INDUSTRIA FLORA

D

DRY CAST COLLECTION




DE-ICING SALT RESISTANT



	Beige Cream	Greyed Nickel	
			Dahlia
			Jasmine
			Daphodile
			Lily
			Daisy
			Rosemary



Patterns



All patterns sold separately.

Flora Series



23 5/8 x 23 5/8 x 2 3/8 in
600 x 600 x 60 mm

Various pattern in Greyed Nickel

PARA

D

DRY CAST
COLLECTION



DE-ICING SALT
RESISTANT



500 × 750 in Beige Cream



Caffè Crema



Beige Cream



Greyed Nickel



Silver Granite



Onyx Black



500 × 250




19 1/16 × 9 1/16 × 2 3/8 in
500 × 250 × 60 mm

500 × 500



19 1/16 × 19 1/16 × 2 3/8 in
500 × 500 × 60 mm

500 × 750



19 1/16 × 29 1/2 × 2 3/8 in
500 × 750 × 60 mm

TRAVERTINA RAW

W


WET CAST
COLLECTION



DO NOT USE
DE-ICING SALT



Ivory



Rock Garden Brown



Riviera

20 x 10 / 20 x 20




20 x 20 x 2 1/4 in
508 x 508 x 57 mm




20 x 10 x 2 1/4 in
508 x 254 x 57 mm

20 x 30



20 x 30 x 2 1/4 in
508 x 762 x 57 mm

30 x 30



30 x 30 x 2 1/4 in
762 x 762 x 57 mm



30 x 30 in Ivory

SANDSTONE NEW

NATURAL STONE COLLECTION




NATURAL STONE
COLLECTION



DO NOT USE
DE-ICING SALT



3-Piece Pattern Cut and Sandstone Cap in Beige



Beige

Grey

Accent Slab (50 mm)



$11 \frac{5}{8} \times 3 \frac{1}{8} \times 1 \frac{1}{4}$ in
295 × 80 × 50 mm

3-Piece Pattern Cut (22 mm)



$23 \frac{5}{8} \times 11 \frac{5}{8} \times \frac{7}{8}$ in
600 × 295 × 22 mm




$23 \frac{5}{8} \times 23 \frac{5}{8} \times \frac{7}{8}$ in
600 × 600 × 22 mm



$23 \frac{5}{8} \times 35 \frac{5}{8} \times \frac{7}{8}$ in
600 × 905 × 22 mm

Large Format (22 mm)



$23 \frac{5}{8} \times 35 \frac{5}{8} \times \frac{7}{8}$ in
600 × 905 × 22 mm



3-Piece Pattern Cut in Beige

TERRAZZO NEW

W


WET CAST
COLLECTION



DE-ICING SALT
RESISTANT



Mineral White



600 × 150



23 5/8 × 5 7/8 × 2 3/8 in
600 × 150 × 60 mm

600 × 300



23 5/8 × 11 1/4 × 2 3/8 in
600 × 300 × 60 mm

600 × 600



23 5/8 × 23 5/8 × 2 3/8 in
600 × 600 × 60 mm

*The Terrazzo Collection comes with a factory-applied, water-based "natural look" protectant that enhances the surface and aids in maintenance. However, to maintain its de-icing salt resistant properties, it is essential to re-apply a concrete or natural stone water-based protectant or sealer periodically.

We recommend applying the protectant as soon as you observe water absorption. If water is still repelled, re-application is not yet necessary. Always test the protectant or sealer on a small, hidden area before full application.



BOREALIS

STEPPING STONE

W



WET CAST
COLLECTION


DO NOT USE
DE-ICING SALT



Hazelnut Brandy

Hazelnut Brandy

Dimensions



24 × 24 × 2 ¼ in
610 × 610 × 57 mm

MAYA

STEPPING STONE

W

WET CAST
COLLECTION



DO NOT USE
DE-ICING SALT




Victoria



Riviera



Dimensions



23 x 31 x 2 1/4 in
584 x 788 x 57 mm

Victoria

BLU 45 MM

FLOORING OVERLAY SYSTEM

D

DRY CAST
COLLECTION



DE-ICING SALT
RESISTANT



Greyed Nickel


Smooth

Slate

Beige Cream



Greyed Nickel



Chestnut Brown



Champlain Grey



Shale Grey



Onyx Black



Various sizes



13 × 6 1/2 × 1 3/4 in
330 × 165 × 45 mm



13 × 13 × 1 3/4 in
330 × 330 × 45 mm



13 × 19 1/2 × 1 3/4 in
330 × 495 × 45 mm

VENETIAN

FLOORING OVERLAY SYSTEM

D


DRY CAST COLLECTION



DE-ICING SALT RESISTANT

Smooth

Slate



Beige Cream

Greyed Nickel

Chestnut Brown

Champlain Grey

Shale Grey

Cap



Smooth: 14 x 15 5/8 x 1 1/16 in
356 x 397 x 50 mm

Slate: 14 x 16 x 1 3/4 in
356 x 406 x 45 mm

Riser



Smooth: 7 x 15 5/8 x 1 1/16 in
178 x 397 x 50 mm

Slate: 7 x 16 x 1 3/4 in
178 x 406 x 45 mm



Venetian in Chestnut Brown paired with Blu 45 mm in Sandlewood



PAVERS



- 80 Antika
- 81 Aquastorm
- 82 Blu 80 mm Smooth
- 84 Blu 80 mm Slate
- 86 Diamond
- 87 Hexa 100 mm
- 88 Eva
- 89 Hydra
- 90 Industria
- 92 Linea
- 93 Mista

- 94 Mika
- 96 Pure
- 97 Saint-Oxford
- 98 Sleek
- 100 Squadra
- 101 Terrazzo
- 102 Valet
- 103 Victorien
- 104 Villagio
- 106 Westmount

➤ DISCOVER
THEM ALL

ANTIKA

D

DRY CAST
COLLECTION



DE-ICING SALT
RESISTANT



PERMEABLE



Onyx Black paired with Villagio in Shale Grey



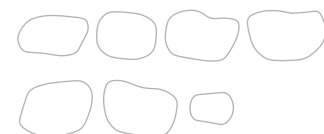
Chocolate Brown

Chestnut Brown

Shale Grey

Onyx Black

Various sizes



Height: 2 3/8 in 60 mm

AQUASTORM

D

DRY CAST
COLLECTION

❄️

DE-ICING SALT
RESISTANT

💧

PERMEABLE



Grey with stone



Grey with grass



Grey

PAVERS

BLU 80 MM

MODERN COLLECTION



DRY CAST
COLLECTION



DE-ICING SALT
RESISTANT



PERMEABLE




6 x 13 in Greyed Nickel - Smooth

	HD ² Smooth	Smooth	Polished ¹
Chocolate Brown ²			
Chestnut Brown			
Champlain Grey			
Caffè Crema			
Beige Cream			
Greyed Nickel			
Shale Grey			
Onyx Black			



Various sizes in Greyed Nickel - Smooth

 Various sizes

 6 x 13



13 x 6 1/2 x 3 1/8 in
330 x 165 x 80 mm



13 x 13 x 3 1/8 in
330 x 330 x 80 mm



13 x 19 1/2 x 3 1/8 in
330 x 495 x 80 mm



13 x 6 1/2 x 3 1/8 in
330 x 165 x 80 mm

1. Polished is made-to-order, minimum order of 500 sq. ft. Deposit required.
Polished is 2 1/16 in - 75 mm in height.
Polished not available in 6 x 13.
2. Chocolate Brown only available in 6 x 13.

BLU 80 MM

SLATE COLLECTION



DRY CAST
COLLECTION



DE-ICING SALT
RESISTANT



PERMEABLE



Various sizes in Shale Grey - HD² Slate

HD² Slate¹

Slate

Chocolate Brown²

Chestnut Brown

Champlain Grey

Shale Grey

Onyx Black²



Various sizes



13 × 6 ½ × 3 ⅛ in
330 × 165 × 80 mm



13 × 13 × 3 ⅛ in
330 × 330 × 80 mm



13 × 19 ½ × 3 ⅛ in
330 × 495 × 80 mm

6 × 13



13 × 6 ½ × 3 ⅛ in
330 × 165 × 80 mm

1. HD² Slate only available in USA.
2. Onyx Black and Chocolate Brown are only available in 6 × 13.



Various sizes in Champlain Grey - Slate

DIAMOND

D

DRY CAST
COLLECTION



DE-ICING SALT
RESISTANT



Greyed Nickel in HD² Smooth & HD² Granitex

HD² Smooth

HD² Granitex¹

Chestnut Brown



Beige Cream



Greyed Nickel



Shale Grey



Onyx Black



1. HD² Granitex is made-to-order,
minimum order of 500 sq. ft.
Deposit required.

Dimensions



12 5/16 x 7 1/8 x 3 1/4 in
313 x 181 x 100 mm

HEXA 100 MM

D

DRY CAST COLLECTION



DE-ICING SALT RESISTANT



Chestnut Brown



Beige Cream



Greyed Nickel

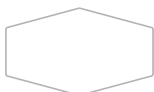


Shale Grey



Onyx Black

Dimensions



9 x 15 3/16 x 3 1/16 in
228 x 385 x 100 mm



Beige Cream with Westmount paver in Onyx Black

EVA

D

DRY CAST
COLLECTION



DE-ICING SALT
RESISTANT



Shale Grey

Smooth

Slate

Chestnut Brown



Sandlewood



Champlain Grey



Shale Grey



Onyx Black




Various sizes



8 3/4 x 4 3/8 x 2 3/8 in
223 x 112 x 60 mm



8 3/4 x 8 3/4 x 2 3/8 in
223 x 223 x 60 mm



8 3/4 x 13 3/16 x 2 3/8 in
223 x 335 x 60 mm

NEW

HYDRA

D

DRY CAST COLLECTION



DE-ICING SALT RESISTANT



PERMEABLE



Chestnut Brown



Shale Grey



Greyed Nickel¹



Grey



Onyx Black



1. Greyed Nickel is made-to-order, minimum order of 2,000 sq. ft. Deposit required.

Dimensions



7 7/8 x 11 13/16 x 3 15/16 in
200 x 300 x 100 mm

Grey

INDUSTRIA

D

DRY CAST
COLLECTION



DE-ICING SALT
RESISTANT



900 × 900 in Caffè Crema - HD² Smooth

	HD ² Smooth	HD ² Polished ¹	HD ² Granitex
Chestnut Brown			
Caffè Crema			
Beige Cream			
Greyed Nickel			
Shale Grey			
Silver Granite ²			
Onyx Black			

1. HD² Polished is 3 3/4 in - 95 mm in height.
2. Silver Granite HD² Smooth is in stock with shorter lead times for 600 × 600 × 100 and 900 Series, and made-to-order for all other sizes, minimum order of 2,000 sq. ft. Deposit required.
3. 300, 600 and 900 Series: HD² Smooth are in stock with shorter lead times. HD² Polished and HD² Granitex are made-to-order, minimum order of 500 sq. ft. Deposit required.

All other paver sizes are made-to-order, minimum order of 2,000 sq. ft. Deposit required (excluded 600 × 600 × 100 in the Smooth texture are in-stock (made-to stock) product and requires no minimum order quantity). All sizes are sold separately. Please visit our website to discover other available paver sizes.



900 × 300 in Greyed Nickel & Onyx Black

 300 Series³



Triangle


$11 \frac{13}{16} \times 3 \frac{15}{16} \times 3 \frac{15}{16}$ in
300 × 100 × 100 mm

$11 \frac{13}{16} \times 5 \frac{7}{8} \times 3 \frac{15}{16}$ in
300 × 150 × 100 mm

$11 \frac{13}{16} \times 11 \frac{13}{16} \times 3 \frac{15}{16}$ in
300 × 300 × 100 mm

$11 \frac{13}{16} \times 11 \frac{13}{16} \times 3 \frac{15}{16}$ in
300 × 300 × 100 mm

 900 Series³



$35 \frac{7}{16} \times 11 \frac{13}{16} \times 3 \frac{15}{16}$ in
900 × 300 × 100 mm

$35 \frac{7}{16} \times 23 \frac{5}{8} \times 3 \frac{15}{16}$ in
900 × 600 × 100 mm

$35 \frac{7}{16} \times 35 \frac{7}{16} \times 3 \frac{15}{16}$ in
900 × 900 × 100 mm

LINEA

D



DRY CAST
COLLECTION

DE-ICING SALT
RESISTANT



Onyx Black

Chestnut Brown




Champlain Grey



Shale Grey



Onyx Black



Small Rectangle



$3 \frac{1}{16} \times 8 \frac{7}{8} \times 3 \frac{1}{16}$ in
100 × 225 × 100 mm



$3 \frac{1}{16} \times 12 \frac{1}{2} \times 3 \frac{1}{16}$ in
100 × 325 × 100 mm



$3 \frac{1}{16} \times 16 \frac{3}{4} \times 3 \frac{1}{16}$ in
100 × 425 × 100 mm

Large Rectangle



$5 \frac{7}{8} \times 8 \frac{7}{8} \times 3 \frac{1}{16}$ in
150 × 225 × 100 mm



$5 \frac{7}{8} \times 12 \frac{1}{2} \times 3 \frac{1}{16}$ in
150 × 325 × 100 mm



$5 \frac{7}{8} \times 16 \frac{3}{4} \times 3 \frac{1}{16}$ in
150 × 425 × 100 mm

MISTA

D

DRY CAST COLLECTION



DE-ICING SALT RESISTANT



PERMEABLE



Chestnut Brown



Sandlewood



Champlain Grey



Shale Grey



Various sizes



7 7/8 x 3 1/16 x 2 9/16 in
200 x 100 x 65 mm



7 7/8 x 7 7/8 x 2 9/16 in
200 x 200 x 65 mm



7 7/8 x 11 1/16 x 2 9/16 in
200 x 300 x 65 mm

Champlain Grey

MIKA

W

WET CAST
COLLECTION



DE-ICING SALT
RESISTANT



PERMEABLE



Onyx Black




Rock Garden Brown



Ivory



Onyx Black



Dimensions



4 ⁷/₁₆ × 11 × 2 ³/₄ in
112 × 279 × 70 mm



PURE

D

DRY CAST
COLLECTION



DE-ICING SALT
RESISTANT



PERMEABLE



Chestnut Brown



Champlain Grey



Shale Grey

Various sizes



9 × 9 × 3 1/8 in
229 × 229 × 80 mm



9 × 12 × 3 1/8 in
229 × 305 × 80 mm



9 × 15 × 3 1/8 in
229 × 381 × 80 mm

Champlain Grey

SAINT-OXFORD



WET CAST
COLLECTION



DE-ICING SALT
RESISTANT



PERMEABLE



Bordeaux Red




Sepia Brown



Midnight Grey



Onyx Black



Various sizes



4 3/4 x 6 1/16 x 2 3/4 in
121 x 166 x 70 mm



4 3/4 x 8 1/16 x 2 3/4 in
121 x 204 x 70 mm



4 3/4 x 9 9/16 x 2 3/4 in
121 x 242 x 70 mm



4 3/4 x 11 1/16 x 2 3/4 in
121 x 280 x 70 mm

Sepia Brown

SLEEK

D

DRY CAST
COLLECTION



DE-ICING SALT
RESISTANT



Greyed Nickel

HD²

Chestnut Brown




Champlain Grey




Caffè Crema



Beige Cream



Greyed Nickel



Silver Granite



Shale Grey




Onyx Black





Greyed Nickel

Dimensions



15 ⁷/₈ × 31 ¹/₁₆ × 3 ³/₁₆ in
404 × 811 × 90 mm

SQUADRA

D

DRY CAST
COLLECTION



DE-ICING SALT
RESISTANT



Onyx Black

Merlot



Chestnut Brown



Shale Grey



Onyx Black



Dimensions



3 1/4 x 3 1/4 x 2 3/8 in
83 x 83 x 60 mm

NEW TERRAZZO

W

WET CAST COLLECTION



DE-ICING SALT RESISTANT



Stardust Beige



Mineral White



Moonrock Grey



Meteor Black



*The Terrazzo Collection comes with a factory-applied, water-based "natural look" protectant that enhances the surface and aids in maintenance. However, to maintain its de-icing salt resistant properties, it is essential to re-apply a concrete or natural stone water-based protectant or sealer periodically.

We recommend applying the protectant as soon as you observe water absorption. If water is still repelled, re-application is not yet necessary. Always test the protectant or sealer on a small, hidden area before full application.

Dimensions



5 7/8 x 11 1/4 x 2 3/8 in
150 x 300 x 60 mm

Moonrock Grey

VALET

D

DRY CAST
COLLECTION



DE-ICING SALT
RESISTANT



PERMEABLE



Onyx Black & Shale Grey



Chestnut Brown



Champlain Grey



Shale Grey



Onyx Black

Dimensions



6 1/2 x 6 1/2 x 2 3/8 in
165 x 165 x 60 mm

VICTORIEN

D

DRY CAST
COLLECTION



DE-ICING SALT
RESISTANT



Shale Grey



Onyx Black



Dimensions



4 1/4 x 8 1/2 x 2 3/8 in
108 x 216 x 60 mm

Onyx Black

VILLAGIO

D

DRY CAST
COLLECTION



DE-ICING SALT
RESISTANT



PERMEABLE



Shale Grey paired with Borealis edge in Smoked Pine

Shale Grey

Merlot

Chocolate Brown

Chestnut Brown

Sandlewood

Champlain Grey

Onyx Black





Shale Grey, Chocolate Brown & Chestnut Brown

 Various sizes



5 1/8 x 5 1/8 x 2 3/8 in
130 x 130 x 60 mm



5 1/8 x 6 5/16 x 2 3/8 in
130 x 160 x 60 mm



5 1/8 x 7 1/16 x 2 3/8 in
130 x 185 x 60 mm



5 1/8 x 8 7/16 x 2 3/8 in
130 x 215 x 60 mm

WESTMOUNT

D

DRY CAST
COLLECTION



DE-ICING SALT
RESISTANT



Shale Grey



Merlot



Chestnut Brown



Caffé Crema



Shale Grey



Onyx Black



Dimensions



2 3/8 x 9 7/16 x 3 1/8 in
60 x 240 x 80 mm





OUTDOOR FEATURES



- 110 Sculptura Fire Pit Collection
- 112 Lumi Planter & Firebowl
- 113 Brandon Fire Pit
- 114 Prescott Fire Pit
- 115 Raffinato Fire Pit
- 116 Valencia Fire Pit
- 117 Accessories and Burners

➤ DISCOVER
THEM ALL

SCULPTURA

FIRE PIT COLLECTION



Sculptura Collection - Scalloped in Cool Grey



Cool Grey

Square



Rectangle



Circle



Scalloped



Sculptura Collection - Scalloped in Cool Grey

Dimensions

Square	Height	Width	Length
in	14 ½	40	40
mm	368	1 016	1016

Rectangle	Height	Width	Length
in	14 ½	52	24
mm	368	1 321	610

Circle & Scalloped	Height	Exterior Diameter
in	14 ½	40
mm	368	1 016

Fire Pit comes with UGO (Universal Gas Orifice) for natural gas & liquid propane burning options. Burners, pan, Dante valve, lava rock and protective cover are included.

Glass Wind Guard are sold separately for Square and Rectangle fire pits.

Visit techo-bloc.com to discover more.



LUMI

PLANTER & FIREBOWL



Fire Pit in Warm Grey with Industria Flora Slab



Warm Grey

DIMENSIONS

Height	Exterior Diameter	
17	34	in
432	864	mm

Fire Pit comes with UGO (Universal Gas Orifice) for natural gas & liquid propane burning options. Comes with Burner, pan, Dante valve, lava rock and protective cover included. Visit techo-bloc.com to discover more.

BRANDON

FIRE PIT

D

DRY CAST
COLLECTION



DE-ICING SALT
RESISTANT

Fire Pit

Cap



Chestnut Brown

Shale Grey



Dimensions

Square	Height	Width	Length
in	19 15/16	53 1/2	53 1/2
mm	507	1 359	1 359

Rectangle	Height	Width	Length
in	19 15/16	44 1/2	57 3/4
mm	507	1 130	1 467

Available with UGO (Universal Gas Orifice) for natural gas & liquid propane burning options, wood burning or smokeless wood burning. Visit techo-bloc.com to discover more.

Raffinato 14" x 28" caps included. Metal fire pit insert sold separately. The installation of a sleeve or accessory kit will prevent damages to your fire pit.

Shale Grey paired with Raffinato cap

PRESCOTT

FIRE PIT

W



WET CAST
COLLECTION

DO NOT USE
DE-ICING SALT



Riviera paired with Antika paver & Blu Slate slab

Fire Pit

Cap

Rock Garden Brown



Riviera



Dimensions

	Height	Width	Length
in	18	51 ¾	51 ¾
mm	457	1 314	1 314

Available with UGO (Universal Gas Orifice) for natural gas & liquid propane burning options, wood burning or smokeless wood burning. Visit techo-bloc.com to discover more.

Piedimonte caps included. Metal fire pit insert sold separately. The installation of a sleeve or accessory kit will prevent damages to your fire pit.

RAFFINATO

FIRE PIT

D

DRY CAST
COLLECTION



DE-ICING SALT
RESISTANT

Fire Pit

Cap



Greyed Nickel /
Onyx Black



Onyx Black



Dimensions

Overall Height	Width	Length	
21 ¼	41 ½	55 ⅞	in
540	1 054	1 419	mm

Available with UGO (Universal Gas Orifice) for natural gas & liquid propane burning options, wood burning or smokeless wood burning. Visit techo-bloc.com to discover more.

Raffinato 12" x 24" caps included. Metal fire pit insert sold separately. The installation of a sleeve or accessory kit will prevent damages to your fire pit

Greyed Nickel & Onyx Black

VALENCIA

FIRE PIT

D



DRY CAST
COLLECTION

DE-ICING SALT
RESISTANT



Champlain Grey

Chestnut Brown



Champlain Grey



Shale Grey



Dimensions

	Height	Exterior Diameter	Interior Diameter
in	14 ¾	48 1 5/16	29 1/8
mm	375	1 243	740

Available with UGO (Universal Gas Orifice) for natural gas & liquid propane burning options, wood burning or smokeless wood burning. Visit techo-bloc.com to discover more.

Caps not included. The installation of a sleeve or accessory kit will prevent damages to your fire pit.

PIZZA OVEN

FORNO

D

DRY CAST
COLLECTION



DE-ICING SALT
RESISTANT



Features:

- Capacity: 4 medium pizzas
- Stainless Steel Chimney
- Electro galvanized painted steel
- Fire brick based insulation
- Thermometer

Comes with various pizza accessories:

- 37" long wood pizza oven brush
- 42" long wood pizza peel (spatula)

ACCESSORIES

HPC BURNERS

HPC ROUND -
Compatible with Lumi Fire
bowl, Sculptura Collection
and Valencia



HPC SQUARE -
Compatible with Brandon Square,
Prescott and Sculptura Collection

Kits for our existing fire pits:
Lumi, Sculptura Collection, Valencia,
Brandon, Prescott and Raffinato

Features:

- Natural Gas or Liquid Propane
- Standard BTU: 65K
- Push button ignition

Includes:

- Stainless steel burner with aluminum pan,
- mounting brackets, Dante valve with push-button ignition,
- vents, lava rock and stainless steel cover.



HPC RECTANGLE -
Compatible with Brandon Rectangle,
Raffinato and Sculptura Collection

ACCESSORIES

BREEO ACCESSORIES

Breeo Square
compatible with:
Brandon Square Fire Pit
Prescott Square Fire Pit



Breeo Circular
compatible with:
Valencia Circle Fire Pit



Breeo Outpost -
Compatible with
Breeo inserts

**Zentro smokeless steel insert compatible
with the following fire features:**

- Valencia (circle): Zentro 24" diameter
- Brandon Square and Prescott (square): Zentro square

Outpost™ Grilling System:

- Transforms fire pit into wood-fired grill.
- Weight: 12 lbs. 9 oz.
- Diameter: 22 inches



EDGES



- 120 Borealis
- 121 Avignon
- 121 Brandon
- 122 Pietra
- 122 Raffinato
- 123 Röcka

▶ DISCOVER
THEM ALL

BOREALIS

W



WET CAST
COLLECTION

DO NOT USE
DE-ICING SALT



Smoked Pine paired with Villagio paver



Smoked Pine



Hazelnut Brandy

6 x 48

Depth 1: 6 x 48 x 7 3/4 in
152 x 1 219 x 197 mm

Depth 2: 6 x 48 x 8 in
152 x 1 219 x 203 mm

AVIGNON

D

DRY CAST
COLLECTION



DE-ICING SALT
RESISTANT



Champlain Grey

BRANDON

D


DRY CAST
COLLECTION



DE-ICING SALT
RESISTANT



Chestnut Brown



Chestnut
Brown

Champlain
Grey

Shale Grey



Chestnut
Brown

Caffè Crema

Champlain
Grey

Shale Grey

Onyx Black

Dimensions



Depth: 4 1/2 in 114 mm

7 x 12 in
178 x 305 mm

Dimensions



Depth: 3 1/16 in 100 mm

7 1/16 x 8 7/8 in
180 x 225 mm



7 1/16 x 12 1/16 in
180 x 325 mm



7 1/16 x 16 3/4 in
180 x 425 mm

PIETRA

D


DRY CAST
COLLECTION



DE-ICING SALT
RESISTANT



Shale Grey



Chestnut
Brown

Champlain
Grey

Shale Grey

Various sizes



Depth: 3 1/8 in 80 mm

4 1/2 x 8 7/8 in
114 x 225 mm

4 1/2 x 11 13/16 in
114 x 300 mm

4 1/2 x 14 3/4 in
114 x 375 mm

RAFFINATO

D

DRY CAST
COLLECTION




DE-ICING SALT
RESISTANT



Onyx Black

Smooth



Caffè Crema


Beige Cream

Greyed Nickel

Shale Grey

Onyx Black

Polished*



Beige Cream

Greyed Nickel

Onyx Black

90 mm



Depth: 9 13/16 in 249 mm

3 9/16 x 14 1/8 in
90 x 359 mm

Polished 90 mm



Depth: 9 5/8 in 245 mm

3 9/16 x 14 1/16 in
90 x 357 mm

180 mm



Depth: 9 13/16 in 249 mm

7 1/16 x 14 1/8 in
180 x 359 mm

Polished 180 mm



Depth: 9 5/8 in 245 mm

7 1/16 x 14 1/16 in
180 x 357 mm

*Polished is made-to-order, with a minimum order of 500 sq. ft. of Raffinato Polished wall. Deposit required.

RÖCKA

W

WET CAST
COLLECTION



DO NOT USE
DE-ICING SALT



Chocolate Brown



Rock Garden Brown



Riviera



Various sizes



Depth 1: 7 3/4 in 197 mm Depth 2: 8 in 203 mm

6 x 26 1/2 in 152 x 673 mm 6 x 13 1/4 in 152 x 337 mm



6 x 39 3/4 in 152 x 1010 mm

Riviera



WALLS



126 Fascia Iconic
127 Fascia Rosemont
128 Borealis
129 Brandon
130 Graphix
131 G-Force
132 Mini-Creta Architectural
134 Prescott

135 Röcka
136 Raffinato
138 Sandstone
139 Semma
140 Systema
142 Skyscraper
143 Travertina Raw

➤ DISCOVER
THEM ALL

ICONIC

FASCIA WALL COLLECTION

W



WET CAST
COLLECTION

DO NOT USE
DE-ICING SALT



Rock Garden Brown



Rock Garden Brown




Victoria



Riviera



Onyx Black



*All pieces are sold separately.
Core blocks & Base units are
required, Iconic & Rosemont
Fascia & Corner units have the
same dimensions.

Core - Single-sided* ⓘ



Depth: 9 1/4 in 235 mm

5 7/8 x 7 7/8 in
150 x 200 mm

Core - Double-sided* ⓘ



Depth: 11 1/16 in 281 mm

5 7/8 x 7 7/8 in
150 x 200 mm

Base Unit* ⓘ



Depth: 12 in 305 mm

2 3/8 x 23 3/8 in
60 x 600 mm

ROSEMONT

FASCIA WALL COLLECTION

W

WET CAST COLLECTION



DO NOT USE DE-ICING SALT



Rock Garden Brown



Riviera



Azzurro



*All pieces are sold separately. Core blocks & Base units are required, Iconic & Rosemont Fascia & Corner units have the same dimensions.

Left Corner*



Depth: 2 3/4 in 70 mm

5 7/8 x 23 1/4 in
150 x 590 mm

Right Corner*



Depth: 2 3/4 in 70 mm

5 7/8 x 23 1/4 in
150 x 590 mm

Fascia*



Depth: 2 3/4 in 70 mm

5 7/8 x 26 in
150 x 660 mm

Rock Garden Brown

BOREALIS

W



WET CAST
COLLECTION

DO NOT USE
DE-ICING SALT



Hazelnut Brandy



Smoked Pine

Hazelnut Brandy

Double-sided Wall



Depth 1: 6 × 48 × 7 ¾ in
152 × 1 219 × 197 mm

Depth 2: 6 × 48 × 8 in
152 × 1 219 × 203 mm

BRANDON

D

DRY CAST COLLECTION



DE-ICING SALT RESISTANT



Chestnut Brown

Champlain Grey

Caffè Crema

Shale Grey

Onyx Black



Shale Grey

180 mm Corner



Depth: 9 1/16 in 250 mm
7 1/16 x 14 3/16 in
180 x 360 mm


180 mm Double-sided Wall



Depth: 9 1/16 in 250 mm
Side 1: 7 1/16 x 11 1/4 in
180 x 285 mm
Side 2: 7 1/16 x 9 5/8 in
180 x 245 mm



Side 1: 7 1/16 x 14 3/8 in
180 x 365 mm
Side 2: 7 1/16 x 12 1/16 in
180 x 325 mm



Side 1: 7 1/16 x 15 1/16 in
180 x 405 mm
Side 2: 7 1/16 x 14 3/8 in
180 x 365 mm

90 mm Double-sided Wall



Depth: 9 1/16 in 250 mm
Side 1: 3 3/16 x 11 1/4 in
90 x 285 mm
Side 2: 3 3/16 x 9 5/8 in
90 x 245 mm



Side 1: 3 3/16 x 14 3/8 in
90 x 365 mm
Side 2: 3 3/16 x 12 1/16 in
90 x 325 mm



Side 1: 3 3/16 x 15 1/16 in
90 x 405 mm
Side 2: 3 3/16 x 14 3/8 in
90 x 365 mm

90 mm Corner



Depth: 9 1/16 in 250 mm
3 3/16 x 14 3/16 in
90 x 360 mm

GRAPHIX

D



DRY CAST
COLLECTION

DE-ICING SALT
RESISTANT



Greyed Nickel



Beige Cream

Greyed Nickel

Onyx Black

Double-sided Wall - Various depths



Depth: 9 1/16 - 10 1/16 - 11 - 8 1/16 in 230 - 255 - 280 - 205 mm

Smooth 2 15/16 x 20 in
75 x 508 mm



Smooth 2 15/16 x 20 in
75 x 508 mm



Smooth 2 15/16 x 20 in
75 x 508 mm



Split face 2 15/16 x 20 in
75 x 508 mm

One in 4 pieces is split face
& 3 in 4 pieces are smooth.

G-FORCE

D

DRY CAST
COLLECTION



DE-ICING SALT
RESISTANT



Chestnut Brown

Champlain Grey

Shale Grey



Wall



Depth: 11 7/16 in 290 mm
8 x 18 x 8 3/4 in
203 x 457 x 219 mm

Corner



Depth: 9 in 229 mm
8 x 18 in
203 x 457 mm

Shale Grey

MINI-CRETA NEW

ARCHITECTURAL

D


DRY CAST
COLLECTION



DE-ICING SALT
RESISTANT



Mini-Creta Architectural Sandlewood



3" Double-sided Architectural Wall & Corner - Various sizes

Depth: 9 1/16 in 250 mm		
Side 1: 2 1/16 x 9 1/16 in 75 x 230 mm	Side 1: 2 1/16 x 11 13/16 in 75 x 300 mm	Side 1: 2 1/16 x 11 13/16 in 75 x 300 mm
Side 2: 2 1/16 x 7 1/16 in 75 x 180 mm	Side 2: 2 1/16 x 9 13/16 in 75 x 250 mm	Side 2: 2 1/16 x 11 13/16 in 75 x 300 mm
Side 1: 2 1/16 x 14 3/4 in 75 x 375 mm	Side 1: 2 1/16 x 14 3/4 in 75 x 375 mm	
Side 2: 2 1/16 x 12 13/16 in 75 x 325 mm	Side 2: 2 1/16 x 13 3/4 in 75 x 350 mm	



Mini-Creta Architectural Shale Grey

6" Double-sided Architectural Wall & Corner - Various sizes



Depth: 9 1/16 in 250 mm

Side 1: 5 7/8 x 9 1/16 in

150 x 230 mm

Side 2: 5 7/8 x 7 1/16 in

150 x 180 mm



Side 1: 5 7/8 x 11 13/16 in

150 x 300 mm

Side 2: 5 7/8 x 9 13/16 in

150 x 250 mm



Side 1: 5 7/8 x 11 13/16 in

150 x 300 mm

Side 2: 5 7/8 x 11 13/16 in

150 x 300 mm



Side 1: 5 7/8 x 14 3/4 in

150 x 375 mm

Side 2: 5 7/8 x 12 13/16 in

150 x 325 mm



Side 1: 5 7/8 x 14 3/4 in

150 x 375 mm

Side 2: 5 7/8 x 13 3/4 in

150 x 350 mm



Depth: 8 in 203 mm

5 7/8 x 16 in

150 x 406 mm

Side 1: 5 7/8 x 14 3/4 in

150 x 375 mm

1. Onyx Black only available in 3".

PRESCOTT

W



WET CAST
COLLECTION

DO NOT USE
DE-ICING SALT



Rock Garden Brown



Victoria



Riviera



2.25" Double-sided Wall



Depth: 9 1/8 in 250 mm

2 1/4 x 15 x 13 7/16 in
57 x 381 x 341 mm

2 1/4 x 12 x 10 7/16 in
57 x 305 x 265 mm



2 1/4 x 9 x 7 7/16 in
57 x 229 x 189 mm

2.25" Corner



Depth: 9 1/8 in 250 mm

2 1/4 x 14 3/16 in
57 x 360 mm

4.5" Double-sided Wall



Depth: 9 1/8 in 250 mm

4 1/2 x 15 x 13 7/16 in
114 x 381 x 341 mm



4 1/2 x 12 x 10 7/16 in
114 x 305 x 265 mm



4 1/2 x 9 x 7 7/16 in
114 x 229 x 189 mm

4.5" Corner



Depth: 9 1/8 in 250 mm

4 1/2 x 14 3/16 in
114 x 360 mm

RÖCKA

W

WET CAST
COLLECTION



DO NOT USE
DE-ICING SALT



Chocolate Brown



Rock Garden Brown



Riviera



Various sizes - Double-sided Wall



Depth 1: 7 3/4 in 197 mm Depth 2: 8 in 203 mm

6 x 39 3/4 in
152 x 1010 mm



6 x 26 1/2 in
152 x 673 mm



6 x 13 1/4 in
152 x 337 mm

Riviera

RAFFINATO

D

DRY CAST
COLLECTION



DE-ICING SALT
RESISTANT



Onyx Black

	Smooth	Polished ¹
Caffè Crema		
Beige Cream		
Greyed Nickel		
Shale Grey		
Onyx Black		

90 mm Double-sided Wall²



Depth³: 9 1/16 in 249 mm

Side 1: 3 3/16 x 15 5/8 in
90 x 397 mm

Side 2: 3 3/16 x 14 1/4 in
90 x 362 mm

90 mm Corner³



Depth³: 9 1/16 in 249 mm

3 3/16 x 14 1/8 in
90 x 359 mm

180 mm Double-sided Wall²



Depth³: 9 1/16 in 249 mm

Side 1: 7 1/16 x 15 5/8 in
180 x 397 mm

Side 2: 7 1/16 x 14 1/4 in
180 x 362 mm

180 mm Corner³



Depth³: 9 1/16 in 249 mm

7 1/16 x 14 1/8 in
180 x 359 mm

1. Polished is made-to-order, minimum order of 500 sq. ft. Deposit required.
2. Polished finish is only available on a single side of the wall. Polished units are 9 5/8 in. (245 mm) in Depth.
3. For Corners: Polished units are 9 5/8 in (245 mm) Depth & 14 1/4 in (362 mm) length.



SANDSTONE

THINSET VENEER WALL



NATURAL STONE
COLLECTION



Beige paired with Sandstone slab

Dimensions



Depth: 1 1/16 in 17 mm

3 1/16 x 7 7/8 in
100 x 200 mm



3 1/16 x 15 3/4 in
100 x 400 mm



3 1/16 x 23 7/8 in
100 x 600 mm

SEMMA

D

DRY CAST
COLLECTION



DE-ICING SALT
RESISTANT



Chestnut Brown



Sandlewood



Champlain Grey



Shale Grey



Wall & Corner - Double-sided Wall



Depth: 11 in 279 mm

Side 1 : 5 7/8 x 16 in

150 x 406 mm

Side 2 : 5 7/8 x 10 1/2 in

150 x 266 mm

Pillar



Depth: 10 1/2 in 266 mm

5 7/8 x 16 in

150 x 406 mm

Shale Grey

WALLS

SYSTEMA

NEW

Available spring 2026

D

DRY CAST
COLLECTION

P

PATENT
PENDING



Beige Cream

Chestnut Brown



Caffè Crema




Beige Cream




Greyed Nickel



Shale Grey



Onyx Black



180 mm



Depth: 10 in 254 mm

14 × 7 1/16 in
356 × 180 mm



SKYSCRAPER

D



DRY CAST
COLLECTION

DE-ICING SALT
RESISTANT



Shale Grey

Chestnut Brown



Shale Grey



Corner



Depth: 18 in 457 mm

12 × 36 in
305 × 914 mm


Extender



Depth: 24 3/8 in 619 mm

12 × 20 1/2 in
305 × 520 mm


Top



Depth: 23 1/4 in 590 mm

12 × 36 × 20 3/16 in
305 × 914 × 513 mm

Middle



Depth: 34 7/8 in 886 mm

12 × 36 × 17 1/2 in
305 × 914 × 444 mm

Base



Depth: 48 1/16 in 1 220 mm

12 × 36 × 17 3/16 in
305 × 914 × 440 mm

TRAVERTINA RAW

W

WET CAST
COLLECTION



DO NOT USE
DE-ICING SALT



Rock Garden Brown



Ivory



Riviera



Double-sided Wall



Depth: 7 1/4 in 202 mm

6 x 15 7/8 in
152 x 403 mm

Corner



Depth: 7 1/4 in 202 mm

6 x 15 7/8 in
152 x 403 mm

Ivory paired with Travertina Raw cap



CAPS



- 146 Compatibility Chart
- 148 Natural Stone Collection
- 150 Terrazzo
- 152 Bali Travertina Raw
- 152 Bullnose
- 153 Bullnose Grande
- 153 Portofino

- 154 Architectural
- 154 Brandon
- 155 Travertina Raw
- 155 Piedimonte
- 156 Raffinato
- 157 Graphix
- 157 York

▶ DISCOVER
THEM ALL



COMPATIBILITY CHART

WALLS & PILLARS	CAPS																						
	Architectural	Brandon	Bullnose	Bullnose Grande	Graphix	Limestone	Piedimonte	Piedimonte 28" x 28"	Portofino	Raffinato 60 mm	Raffinato 90 mm	Raffinato 14" x 32"	Sandstone	Sandstone Bullnose	Sandstone Bullnose 16" x 48"	Sandstone Cap Overlay System	Terrazzo	Terrazzo Bullnose	Travertina Raw 14" x 28"	York	York 28" x 28"	York 32" x 32"	
Borealis (does not require a cap)																							
Brandon 90 & 180 mm		x	x	x		x	x		x	x	x	x	x	x	x	x	x	x	x	x	x		
Brandon 90 & 180 mm pillar						x		x		x	x	x	x							x		x	
Fascia Wall Collection - single-sided	x	x	x	x	x	x	x		x	x	x	x	x	x	x	x	x	x	x	x	x		
Fascia Wall Collection - double-sided									x														
G-Force					x	x	x			x	x	x	x				x	x	x				
Graphix					x	x	x			x	x	x	x				x	x	x	x			
Mini-Creta Collection	x	x	x	x		x	x		x	x	x	x	x	x	x	x	x	x	x	x	x		
Mini-Creta Pillar 24" Collection						x		x		x	x	x	x							x		x	
Prescott Collection						x	x		x	x	x	x	x				x	x	x	x	x		
Prescott Pillar Collection						x		x		x	x	x	x							x		x	
Raffinato Collection				x	x	x	x			x	x	x	x	x	x	x	x	x	x	x	x		
Raffinato Pillar Collection						x		x		x	x	x	x							x			
Röcka (does not require a cap)																							
Sandstone (thin set wall)														x									
Semma	x	x	x		x	x	x		x	x	x	x	x				x	x	x	x	x		
Semma Pillar											x		x								x		x
Skyscraper											x	x	x	x			x	x	x				
Systema				x	x	x	x			x	x	x	x	x	x	x	x	x	x	x	x		
Travertina Raw	x	x	x	x	x	x	x		x	x	x	x	x	x	x	x	x	x	x	x	x		
Travertina Raw pillar										x	x	x	x							x		x	

NOTE: The combinations shown in this chart are not exclusive. Other combinations can be possible.

APPLICATIONS	CAPS																											
	Architectural	Ball Travertina Raw	Brandon	Bullnose	Bullnose Grande	Graphix	Limestone	Piedimonte 14" x 30"	Piedimonte 28" x 28"	Portofino	Raffinato 60 mm	Raffinato 90 mm	Raffinato 14" x 32"	Sandstone	Sandstone Bullnose	Sandstone Bullnose 16" x 48"	Sandstone Cap Overlay System	Terrazzo	Terrazzo Bullnose	Travertina Raw 14" x 28"	York 16", 32", 48"	York 14" x 48"	York 24" x 36"	York 28" x 28"	York 32" x 32"	Blu 45 mm	Venetian	
Step	x		x	x	x	x	x	x		x	x	x	x	x	x	x		x	x	x	x	x	x					
Concrete & step overlay system																	x											
Pool coping		x		x	x		x	x		x	x	x	x	x	x	x	x	x	x	x	x	x						
Wall single-sided	x		x	x	x	x	x	x		x	x	x	x	x	x	x	x	x	x	x	x	x						
Wall double-sided	x					x	x	x		x	x	x	x								x	x	x					
Counter top								x	x													x						
Pillar									x			x									x							

SANDSTONE

CAP OVERLAY SYSTEM
NATURAL STONE COLLECTION



NATURAL STONE
COLLECTION



Grey



Beige

Grey

Dimensions



Depth: 12 in 305 mm


$\frac{7}{8}$ × 1 $\frac{15}{16}$ in
22 × 50 mm

SANDSTONE BULLNOSE

NATURAL STONE COLLECTION



NATURAL STONE
COLLECTION



Grey



Beige

Grey

*Sandstone Bullnose 16 × 48
only available in Grey.

14" × 48"



Depth: 13 $\frac{3}{4}$ in 350 mm

1 $\frac{15}{16}$ × 47 $\frac{1}{4}$ in
50 × 1200 mm

*16" × 48"



Depth: 15 $\frac{1}{4}$ in 400 mm

1 $\frac{15}{16}$ × 47 $\frac{1}{4}$ in
50 × 1200 mm

SANDSTONE

NATURAL STONE COLLECTION



NATURAL STONE
COLLECTION

LIMESTONE

NATURAL STONE COLLECTION



NATURAL STONE
COLLECTION




Grey paired with Raffinato wall



Onyx Black


Smooth



Beige


Grey

Rockface



Beige

Grey



Onyx Black

14" x 48"



Depth: 13 3/4 in 350 mm

1 15/16 x 47 1/4 in
50 x 1 200 mm

Dimensions



Depth: 13 3/4 in 350 mm

1 15/16 x 47 1/4 in
50 x 1 200 mm



Mineral White

TERRAZZO NEW

W

WET CAST
COLLECTION



DE-ICING SALT
RESISTANT



Stardust Beige



Stardust Beige Mineral White Moonrock Grey Meteor Black

Dimensions



Depth: 14 in 356 mm
2 3/8 x 32 in
60 x 813 mm

*The Terrazzo Collection comes with a factory-applied, water-based "natural look" protectant that enhances the surface and aids in maintenance. However, to maintain its de-icing salt resistant properties, it is essential to re-apply a concrete or natural stone water-based protectant or sealer periodically.

We recommend applying the protectant as soon as you observe water absorption. If water is still repelled, re-application is not yet necessary. Always test the protectant or sealer on a small, hidden area before full application.

TERRAZZO BULLNOSE NEW

W


WET CAST
COLLECTION



DE-ICING SALT
RESISTANT



Moonrock Grey



Stardust Beige Mineral White Moonrock Grey Meteor Black

Dimensions



Depth: 13 1/16 in 351 mm
2 3/8 x 32 in
60 x 813 mm

*The Terrazzo Collection comes with a factory-applied, water-based "natural look" protectant that enhances the surface and aids in maintenance. However, to maintain its de-icing salt resistant properties, it is essential to re-apply a concrete or natural stone water-based protectant or sealer periodically.

We recommend applying the protectant as soon as you observe water absorption. If water is still repelled, re-application is not yet necessary. Always test the protectant or sealer on a small, hidden area before full application.

BALI TRAVERTINA RAW

W



WET CAST
COLLECTION

DO NOT USE
DE-ICING SALT



Ivory



Rock Garden
Brown

Ivory

Riviera

Dimensions



Depth: 12 in 305 mm

2 1/4 x 2 3/4 x 16 in
57 x 70 x 406 mm

BULLNOSE

D



DRY CAST
COLLECTION

DE-ICING SALT
RESISTANT



Onyx Black



Chocolate
Brown

Chestnut
Brown

Champlain
Grey

Shale Grey

Onyx Black

Dimensions



Depth: 12 in 305 mm

2 3/8 x 5 7/8 in
60 x 150 mm

BULLNOSE GRANDE

PORTOFINO

D

DRY CAST
COLLECTION



DE-ICING SALT
RESISTANT



W

WET CAST
COLLECTION



DO NOT USE
DE-ICING SALT



Greyed Nickel



Rock Garden Brown

Polished



Beige Cream

Greyed Nickel



Rock Garden
Brown

Riviera

Azzurro

Onyx Black

Dimensions



Depth: 13 1/4 in 351 mm

2 3/16 x 29 1/2 in
55 x 750 mm

Various sizes



Depth: 14 1/2 in 368 mm

2 1/4 x 11 3/4 x 9 3/8 in
57 x 298 x 238 mm

2 1/4 x 15 7/8 x 13 3/4 in
57 x 403 x 349 mm

2 1/4 x 18 1/4 x 16 1/2 in
57 x 478 x 419 mm

2 1/4 x 19 x 19 in
57 x 483 x 483 mm

ARCHITECTURAL NEW

D



DRY CAST
COLLECTION

DE-ICING SALT
RESISTANT



Shale Grey



Chestnut
Brown

Sandlewood


NEW

Caffè Crema

Champlain
Grey

NEW

Greyed Nickel



Shale Grey

Onyx Black

Dimensions



Depth: 12 1/2 in 317 mm

2 15/16 x 8 7/8 x 6 1/2 in
75 x 225 x 165 mm

2 15/16 x 11 13/16 x 9 7/16 in
75 x 300 x 240 mm

2 15/16 x 14 3/4 x 12 3/8 in
75 x 375 x 315 mm

2 15/16 x 14 3/4 x 13 9/16 in
75 x 375 x 345 mm

BRANDON

D



DRY CAST
COLLECTION

DE-ICING SALT
RESISTANT



Champlain Grey



Chestnut
Brown

Champlain
Grey

Caffè Crema

Shale Grey

Onyx Black

Dimensions



Depth: 14 in 356 mm

3 9/16 x 16 in
90 x 406 mm

TRAVERTINA RAW

PIEDIMONTE

W



WET CAST
COLLECTION

DO NOT USE
DE-ICING SALT

W



WET CAST
COLLECTION

DO NOT USE
DE-ICING SALT



Rock Garden
Brown

Ivory

Riviera



Rock Garden
Brown

Riviera

Onyx Black

14" x 28"



Depth: 14 in 356 mm

2 1/4 x 28 in
57 x 711 mm

14" x 30"



Depth: 14 in 356 mm

2 1/4 x 30 in
57 x 762 mm

28" x 28"



Depth: 28 in 711 mm

2 7/8 x 28 in
73 x 711 mm

RAFFINATO

D

DRY CAST
COLLECTION



DE-ICING SALT
RESISTANT



Onyx Black



Chestnut
Brown

Champlain
Grey

Beige Cream

Greyed Nickel

Shale Grey



Onyx Black

60 mm



Depth: 14 in 356 mm

2 3/8 x 28 in
60 x 711 mm

90 mm



Depth: 14 in 356 mm

3 9/16 x 28 in
90 x 711 mm

RAFFINATO 14 × 32 **HD²**

D

DRY CAST
COLLECTION



DE-ICING SALT
RESISTANT



Beige Cream



Chestnut
Brown

Champlain
Grey

Caffè Crema

Beige Cream


Greyed Nickel



Silver Granite



Shale Grey



Onyx Black

60 mm



Depth: 14 in 356 mm

2 3/8 x 32 in
60 x 812 mm

GRAPHIX

D

DRY CAST
COLLECTION



DE-ICING SALT
RESISTANT



Onyx Black

YORK

W

WET CAST
COLLECTION



DO NOT USE
DE-ICING SALT



Rock Garden Brown



Chocolate
Brown

Rock Garden
Brown

Ivory

Riviera

Onyx Black

Smooth Side



Beige Cream

Greyed Nickel

Onyx Black

Split Face Side



Beige Cream

Greyed Nickel



Onyx Black

Dimensions



Depth: 14 in 356 mm

2 1/16 × 20 in
75 × 508 mm

28" × 28" Pillar Cap



Depth: 28 3/4 in 730 mm

3 1/2 × 28 3/4 in
89 × 730 mm

32" × 32" Pillar Cap



Depth: 32 in 813 mm

3 1/2 × 32 in
89 × 813 mm

Counter Top



Depth: 24 in 610 mm

2 1/4 × 36 in
57 × 914 mm

16", 32" & 48"




Depth: 14 in 356 mm

2 1/4 × 16 in
57 × 406 mm



2 1/4 × 32 in
57 × 813 mm



2 1/4 × 48 in
57 × 1219 mm

Wall Cap



Depth: 14 in 356 mm

2 1/4 × 48 in
57 × 1219 mm



STEPS



- 160 Borealis
- 161 Maya
- 162 Raffinato
- 163 Röcka
- 164 Sandstone
- 165 Systema
- 166 Terrazzo
- 167 York

➤ DISCOVER
THEM ALL

STEPS

BOREALIS

W



WET CAST
COLLECTION

DO NOT USE
DE-ICING SALT



Smoked Pine



Smoked Pine



Hazelnut Brandy

Dimensions



Height: 6 in 152 mm

15 3/4 x 16 x 48 in
400 x 406 x 1 219 mm

MAYA

W

WET CAST
COLLECTION



DO NOT USE
DE-ICING SALT




Rock Garden Brown

Riviera



Dimensions



Height: 6 in 152 mm
32 x 48 in
813 x 1 219 mm

Riviera

STEPS

RAFFINATO

D

DRY CAST
COLLECTION



DE-ICING SALT
RESISTANT



Caffè Crema

Caffè Crema

Beige Cream

Greyed Nickel

Shale Grey

Onyx Black



Dimensions



Height: 7 1/16 in 180 mm

14 1/2 x 42 in
368 x 1 067 mm

RÖCKA

W

WET CAST
COLLECTION



DO NOT USE
DE-ICING SALT



Chocolate Brown



Rock Garden Brown



Riviera




48" Double-sided



Height: 6 in 152 mm
14 7/8 x 14 1/8 x 48 in
378 x 359 x 1 219 mm

60"



Height: 6 in 152 mm
15 1/4 x 14 3/8 x 60 in
387 x 371 x 1 524 mm

Riviera paired with Röcka wall

SANDSTONE



NATURAL STONE
COLLECTION




Beige

Grey

Beige

Dimensions



Height: 5 7/8 in 150 mm

15 3/4 x 47 1/4 in
400 x 1 200 mm

NEW

Available spring 2026

SYSTEMA

LIGHTING READY STEP (Lights not included)

D

DRY CAST
COLLECTION



DE-ICING SALT
RESISTANT



Chestnut Brown

Caffé Crema

Beige Cream

Greyed Nickel

Shale Grey

Onyx Black




Dimensions



Height: 7 1/8 in 180 mm

42 x 16 3/4 in
1 067 x 425 mm

Designed for easy integration of lighting with a 19 mm height recessed channel under the step.



Beige Cream without lights



Greyed Nickel with lights

TERRAZZO NEW

W


WET CAST
COLLECTION



DE-ICING SALT
RESISTANT



Mineral White



Stardust Beige

Mineral White

Moonrock Grey

Meteor Black

*The Terrazzo Collection comes with a factory-applied, water-based "natural look" protectant that enhances the surface and aids in maintenance. However, to maintain its de-icing salt resistant properties, it is essential to re-apply a concrete or natural stone water-based protectant or sealer periodically.

We recommend applying the protectant as soon as you observe water absorption. If water is still repelled, re-application is not yet necessary. Always test the protectant or sealer on a small, hidden area before full application.

Dimensions



Height: 6 in 152 mm
15 x 48 in
381 x 1 219 mm

YORK

W

WET CAST
COLLECTION



DO NOT USE
DE-ICING SALT




Rock Garden Brown



Riviera



Dimensions



Height: 6 in 152 mm
15 x 60 in
381 x 1 524 mm

Riviera

COLOR COORDINATE

Slabs

	Merlot	Bordeaux Red	Chocolate Brown	Sepia Brown	Chestnut Brown	Sandlewood	Smoked Pine	Rock Garden Brown	Hazelnut Brandy	Champlain Grey	Caffé Crema	Stardust Beige	Beige Cream	Beige	Ivory	Mineral White	Cool Grey	Victoria	Greyed Nickel	Silver Granite	Moonrock Grey	Midnight Grey	Grey	Warm Grey	Shale Grey	Riviera	Azzurro	Meteor Black	Onyx Black	Limestone Black
Aberdeen Klean-Bloc								x																						
Blu 60 mm - Slate ☺					x					x															x					
Blu 60 mm - HD ² Slate ☺					•					•															•					
Blu Grande - Slate					x					x															x					
Blu Grande - HD ² Slate					•					•															•					
Blu 60 mm (6 x 13) - Slate ☺			x		x					x															x					x
Blu 60 mm (6 x 13) - HD ² Slate ☺					•					•															•					
Blu 60 mm Smooth ☺					x					x			x							x					x					x
Blu 60 mm HD ² Smooth ☺					x					x	x		x							x					x					x
Blu 60 mm (6 x 13) - Smooth ☺			x		x					x	x		x							x					x					x
Blu 60 mm (6 x 13) - HD ² Smooth ☺					x					x	x		x							x					x					x
Blu Grande - Smooth					x					x			x							x					x					x
Blu Grande HD ² Smooth					x					x	x									x					x					
Blu 60 mm & Grande - Polished (On order only)					x								x							x					x					x
Borealis Klean-Bloc							x		x																		x			
Borealis Stepping Stones									x																					
Everest HD ²					x						x									x					x					
Hexa 60 mm HD ²					x						x		x							x					x					x
Industria - 600 Series HD ²					x						x		x							x	x				x					x
Industria - Flora HD ²													x							x										
Maya																			x								x			
Para HD ²											x		x						x	x										x
Sandstone														x										x						
Terrazzo												x																	x	
Travertina Raw Klean-Bloc								x							x											x				

Pavers

Antika - Smooth ☺			x		x																										x	
Aquastorm ☺																								x								
Blu 80 mm - Slate ☺					x					x															x							
Blu 80 mm - HD ² Slate ☺					•					•															•							
Blu 80 mm (6 x 13) - Slate ☺			x		x					x															x						x	
Blu 80 mm (6 x 13) - HD ² Slate ☺					•					•															•						•	
Blu 80 mm - Smooth ☺					x					x			x							x					x						x	
Blu 80 mm - HD ² Smooth ☺					x					x	x									x					x						x	
Blu 80 mm (6 x 13) - Smooth ☺			x		x					x			x							x					x						x	
Blu 80 mm (6 x 13) - HD ² Smooth ☺					x					x	x									x					x						x	
Blu 80 mm - Polished (On order only) ☺					x								x							x					x						x	
Diamond HD ²					x								x							x					x						x	
Eva Smooth					x					x										x					x						x	
Eva Slate					x	x				x															x						x	
Hexa 100 mm HD ²					x								x							x					x						x	
Hydra ☺					x															x					x						x	
Industria Collection HD ²					x						x		x							x	x				x						x	
Linea					x					x															x						x	
Mika Klean-Bloc ☺								x																								x
Mista Random ☺					x	x				x															x							x
Saint-Oxford		x		x																												x
Pure ☺					x					x															x							x
Sleek HD ²					x					x	x									x	x				x						x	
Squadra - Slate		x			x																				x							x
Terrazzo																																x
Valet ☺					x					x															x							x
Victorien 60 mm																									x							x
Villagio ☺		x		x	x	x				x															x							x
Westmount HD ²		x			x						x														x							x

For an authentic look, each color option is composed of a variety of darker & lighter tones. Natural ingredients such as granite are present within the recipe to allow for a range in tones, veining & textures from one stone to another. Final color selection should be made with your contractor from product samples or at your local dealer from stocked product. This color chart serves as a guide for color selection across product lines.

X Available ☺ Permeable • Available only in USA

WARRANTY



GET OUR CARE AND
MAINTENANCE GUIDE

A STANDARD OF CARE

The care of high quality concrete products is similar to the care of any product left in the environment 365 days and nights per year. Very mild cleaning using detergents, water and product specific chemicals is necessary and similar to cleaning patio furniture, a vehicle's chrome, plastic, or paint, etc. in order to enhance their presence and charm. Protectant of all types (high, middle, and low sheen, pigmented/tinted, penetrating or film forming) are available for additional protection from acid rain, stains and nature's worst. To get the most from your investments take care of them and they'll take care of you.

For any questions on industry-specific cleaners and protectant, see your local hardscape dealer/distributor, contact your contractor, contact us or search online.

It is contrary to Techo-Bloc's SOP (Standard Operating Procedures) to be involved in the care of a mature pavement or retaining structure. Care as mentioned above is the responsibility of the owner for any and all outdoor products.

CMHA disclaimer: "In areas where segmental retaining walls will be repeatedly exposed to snow (such as from snow plowing operations) consider periodically applying sealants or water repelling chemicals (silane or siloxane compounds) to the wall surface."

COLOR

Due to the inherent nature of printed literature and current digital media, Techo-Bloc cannot guarantee specific color matching to printed representations of its color swatches.

Each color option is composed of a variety of darker and lighter tones. Natural ingredients such as granite are present within the recipe to allow for a range in tones, veining and textures from one stone to another. Therefore, colors samples shown are approximate representations of our standard colors and actual product colors may vary.

Final color selection should be made at your local dealer from stocked product. Techo-Bloc always recommends immediately verifying the product and color upon reception. If there are any discrepancies, contact your local dealer before continuing your project. Installation of the product constitutes your acceptance of the product as is.

EFFLORESCENCE

This warranty does not apply to efflorescence. Efflorescence is a natural occurring process in all concrete products which sometimes appears in the form of a white powdery film on the pavement surface. Efflorescence is more perceivable in darker colors such as Onyx Black and Chocolate Brown as there is a higher level of contrast than with other blended colors. It does not, in any way, compromise the functionality or the structural integrity of the product. Although efflorescence cannot be prevented, it will wash off over time or can be cleaned with efflorescence cleaner. Techo-Bloc accepts no responsibility or liability for this condition.

POLYMERIC HAZE

Polymeric haze from the use of polymeric joint sand may appear on your concrete products if the sand was not removed from the surface of the paver properly. This does not, in any way, affect the integrity of the product or your installation. The hazing will weather away naturally with time and rain. It can be removed with a specialized cleaner; you are advised to contact your contractor or the polymeric sand company used for instructions and recommendations. Techo-Bloc accepts no responsibility or liability for this occurrence.

CONSTRUCTION RESIDUE

A by-product of cutting with a saw is residue-filled water or concrete dust. Residue filled water or re-hydrated dust can cling to the surface and leave a concrete stain. It is recommended to wash and remove the water or concrete dust from the surface of the pavers before it dries. Construction residue can also happen through soil disturbance or environmental elements. These contaminants should be removed immediately but do not affect the integrity of the product or your installation. Techo-Bloc accepts no responsibility or liability for these occurrences.

PROPER COLOR DISTRIBUTION AND LAYING TECHNIQUES

Proper installation enhances the overall color of pavement. Units should be randomly picked from at least two pallets when installing. This creates an attractive and subtle blending of color.

COMPACTOR AND SNOW REMOVAL EQUIPMENT

Pavers with an embossed surface (high and low points) are more susceptible to scuff marks from vibratory plate compactors used in most concrete paver installations. Techo-Bloc recommends the use of a urethane mat between the plate and the paver surface during compacting. Contact your equipment supplier for more information about accessories for this purpose. Also, snow removal equipment should have the proper spacing, bumpers, and rubber blade guards to protect the surface of the pavers. Techo-Bloc is not responsible for damage caused by the misuse of compaction or snow removal equipment, which may leave scuff marks, or burns on pavers.

NOTE:

For industry information about efflorescence, polymeric haze or information pertaining to installation specifications, please visit www.icpi.org or www.ncma.org.



LIMITED WARRANTY

The warranty applies to concrete landscaping and masonry products (herein referred to as “products”) intended for residential use and manufactured by the Techo-Bloc group.

All Techo-Bloc products comply with applicable standards established by the American Society for Testing and Materials (ASTM) and the Canadian Standards Association (CSA).

Techo-Bloc offers a transferable life-time warranty on its products, commencing on the date of delivery. The warranty covers the structural integrity of the products and any abnormal deterioration of its surfaces that may be caused by the use of rock salt (sodium chloride [NaCl]) for de-icing pavers, slabs or steps, with the exception of Wet Cast collection products, unless otherwise stated.

Techo-Bloc’s warranty excludes any third party products.

THE FOLLOWING CONDITIONS OR EVENTS ARE NOT COVERED BY THE WARRANTY:

1. Claims regarding the color, size, or texture of a product already installed. An installed product confirms the acceptance of the product received.
2. Use of rock salt and transferability of warranty on Wet Cast collection products unless otherwise stated.
3. Splitting, chipping or other breakage caused by impact, abrasion or overloading.
4. Damage or loss caused by the movement or settling of the underlying structure or base components upon which the products are set.
5. Damage or loss caused by design or installation not in compliance with local codes, industry standards or the guidelines provided by the Concrete Masonry and Hardscape Association (CMHA) or Techo-Bloc.
6. Damage or loss caused by natural disaster, including but not limited to, earthquakes, floods or other similar events.
7. Acts of negligence or misuse by the owner, installer or any third party.
8. Color matching to printed representations.
9. Efflorescence, polymeric haze or construction-born residue. (See the important information section for terminologies)
10. Damage or loss caused by the operation of compaction or snow removal equipment.
11. Normal wear and tear and normal behavior, such as variation in colors or shades.

In the event of product failure within the scope of this warranty, Techo-Bloc will replace the affected units only, following a site inspection and assessment of the products by Techo-Bloc or its representatives. Techo-Bloc’s responsibility is limited to the cost of the product only and not to the costs related to the installation or replacement of said products.

Note that replacement pieces may show noticeable differences in color, texture, or finish. These variations are a natural result of using materials from different manufacturing batches and are not considered defects and therefore are not covered under the Techo-Bloc warranty.

Techo-Bloc will honor this warranty only with a proof of purchase, such as an invoice or delivery slip.

INSPIRING ARTSCAPES

TECHO — BLOC